

JQX-14FC₁



29 × 12.8 × 26

us E160644

13002098869

Features

- Heavy load, suitable for heavy power reverse.
- Small size, suitable for high-density mounting.
- Up to 5000VAC dielectric strength.
- Suitable for remote control TV set, copy machine, sales machine and air conditioner etc.

Ordering Information

JQX-14FC₁ C S 10 DC12V 3.5

1 2 3 4 5 6

1 Part number: JQX-14FC₁
 2 Contact arrangement: A:1A; A2:1A2; C:1C; C2: 1C2
 3 Enclosure: S: Wash tight; Z: Flux proof

4 Contact current: 10A,16A,20A
 5 Coil rated voltage(V): DC:3,5,6,9,12,24,48
 6 Pole-distance: 3.5:3.5mm(1A,1C); 5:5.0mm(A2,C2)

Contact Data

Contact Arrangement	1A(SPSTNO) 1C(SPDT(B-M))		
Contact Material	AgSnO ₂		
Contact Rating (Resistive)	1A:16A,20A/250VAC,30VDC 1C:10A,16A,20A/250VAC,30VDC;10A/14VDC (20A Application for 5mm Pole-distance)		
	Motor load:1HP 250VAC ; 1/2HP 125VAC		
	TV-5		
Max. Switching Power	600W 5000VA		
Max. Switching Voltage	30VDC 277VAC	Max. Switching Current:20A	
Contact Resistance	≤50mΩ	Item 4.12 of IEC 61810-7	
Operation Life	Electrical	1 × 10 ⁵	Item 4.30 of IEC 61810-7
	Mechanical	1 × 10 ⁷	Item 4.31 of IEC 61810-7

CAUTION: 1.For the intermediate current, it only applies to the room temperature.

Coil Parameter

Dash numbers	Coil voltage VDC		Coil resistance Ω ± 10%	Pick-up voltage VDC(max) (75%of rated voltage)	Drop-out voltage VDC(min) (10%of rated voltage)	Coil power W	Operate time ms	Release time ms
	Rated	Max						
003-530	3	3.9	17	2.25	0.3	0.53	ŷ15	ŷ10
005-530	5	6.5	47	3.75	0.5			
006-530	6	7.8	68	4.50	0.6			
009-530	9	11.7	153	6.75	0.9			
012-530	12	15.6	275	9.00	1.2			
024-530	24	31.2	1100	18.0	2.4			
048-530	48	62.4	4350	36.0	4.8			

CAUTION: 1.The use of any coil voltage less than the rated coil voltage will compromise the operation of the relay.
 2.Pickup and release voltage are for test purposes only and are not to be used as design criteria.

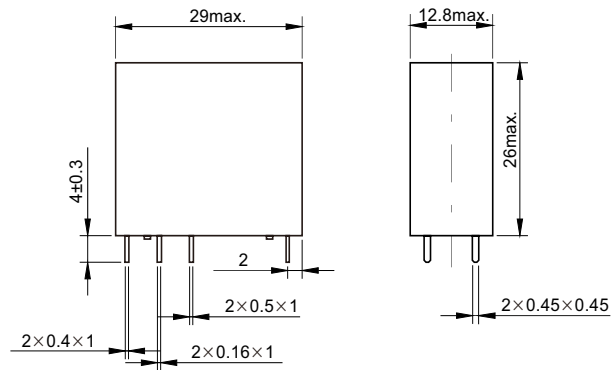
Characteristics

Insulation Resistance	1000M Ω min (at 500VDC)	Item 4.11 of IEC 61810-7
Dielectric Strength Between Contacts Between Contact and Coil	50Hz 1000V 50Hz 5000V	Item 4.9 of IEC 61810-7 Item 4.9 of IEC 61810-7
Shock Resistance	98m/s ² 11ms	Item 4.26 of IEC 61810-7
Vibration Resistance	10Hz~50Hz Double amplitude 1.5mm	Item 4.28 of IEC 61810-7
Terminals Strength	10N	Item 4.24 of IEC 61810-7
Ambient Temperature	-40 $^{\circ}$ C~70 $^{\circ}$ C	
Relative Humidity	5% to 85%	Item 4.16 of IEC 61810-7
Mass	17g~20g	Item 4.7 of IEC 61810-7

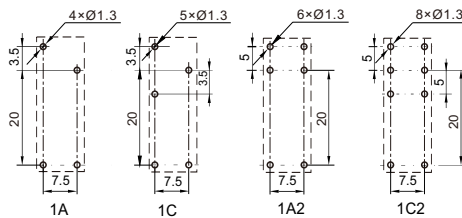
Safety Approvals

Safety approval	UL&CUR	CQC
Load	1C:16A/250VAC 1HP 250VAC 1/2HP 125VAC TV-5	1C:10A/250VAC

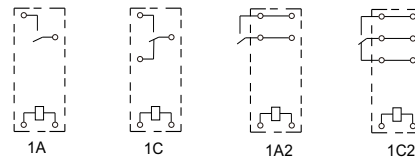
Reference Data



Dimensions



Mounting (Bottom view)



Wiring diagram(Bottom view)

CAUTION: In case of no tolerance shown in outline dimension: outline dimension ≤ 1 mm, tolerance should be ± 0.2 mm ;
outline dimension > 1 mm and ≤ 5 mm, tolerance should be ± 0.3 mm; outline dimension > 5 mm, tolerance should be ± 0.4 mm.