

Common Battery Telephone

GENERAL DESCRIPTION

The Common Battery Telephone system is used for communicating with the wheel house, the engine control room, and the steering gear room in case of emergency and for communicating between the areas or rooms when necessary. It is manufactured to be a waterproof and dustproof system appropriate for the vessel and adopts the input power supply of 24V DC to deliver communications and signals (Bell, Lamp, Etc.). This system includes the following types : Flush, wall, waterproof, portable, and intrinsically safe (Used for normal condition or in the area with the possibility of explosive gas in case of accident) types, all of which can be interfaced to the Horn/Bell/Flashing Light, and the Foot Switch.

This system was tested at the IEC60945 standard and approved for CE by DNV GL.

The Type Approval was done by DNV GL.

PRODUCT INFORMATION

OPERATIONS AND SPECIFICATIONS

Telephone Sets :
The common battery telephone consists of the direct and mutual selection types, and is divided into the following categories according to the purpose.

ELECTRIC SPECIFICATIONS (TELEPHONE)

Operation Voltage : 24 ~ 32V DC (Min-Max)
Power Consumption : App. 0.7W, 30mA, at 24VDC (Standard)
Call Consumption : App. 24W, 1A, DC24V
In/Out Impedance : App. 600 ohm
Speech / Side-Tone Amp. Gain : App. 25dB / -15dB
Operating Temperature/Humidity : -10°C ~ + 40°C / less than 90%



LCA-100 Telephone





PRODUCT INFORMATION

Mutual Selection Type (Max. 24 Station) - (LC-600 / LCA-100)

1. Calling
 - Ⓐ Select a receiving phone
 - Ⓑ If the handset is lifted, the call signal is transmitted to the selected slave station
 - Ⓒ If the receiver responds, now the phones are connected
2. Answering
 - Ⓐ The lamp blinks and the bell rings
 - Ⓑ Lift the handset
 - Ⓒ Now the phones are connected

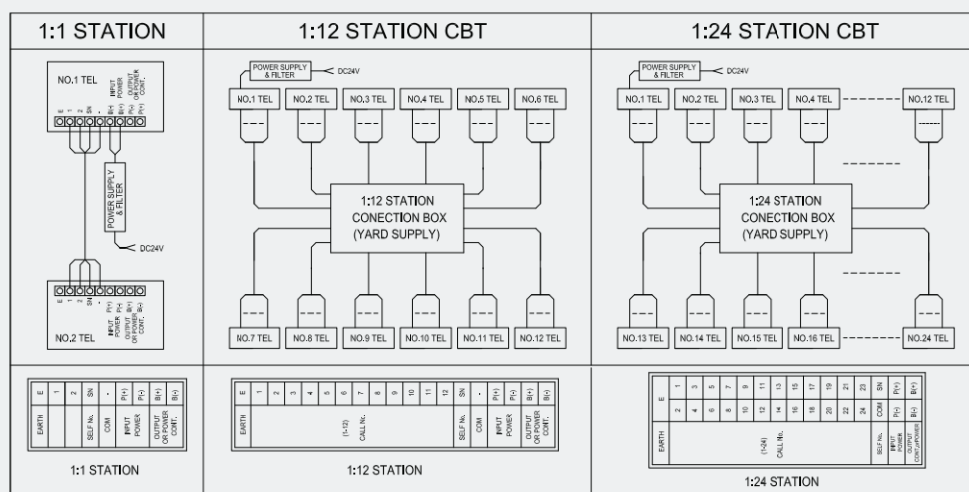
Electric Specifications (Power Supply: MPS-050B)

1. Operation Voltage : 19 ~ 36V DC (Min-Max)
2. Output Power : 24V DC, Max. 2.5A
3. Output Adjustment : 24V DC \pm 10%
4. Ripple Rejection Ratio : Min. 50dB
5. Operating Temperature Range : 0°C ~ +40°C
6. Operating Humidity : Less than 90%

Direct Type (1:1 Station) - (LC-500 Series Only)

1. Calling
 - Ⓐ Lift the handset and push the call button
 - Ⓑ Then, the call signal is transmitted to the receiver
 - Ⓒ If the receiver responds, now the phones are connected
2. Answering
 - Ⓐ The lamp blinks and the bell rings
 - Ⓑ Lift the handset
 - Ⓒ Now the phones are connected




Wiring Diagram of Common Battery Telephone System



Accessories: Common Battery Telephone

ACCESSORY FOR TELEPHONE (OLD VERSION)

MODEL	LC-511	LC-513C	LC-513G	LC-515C	LC-517
PHOTO					
Mounting Type	DESK	WALL	WALL	FLUSH	PORTABLE
Station	1:1 STATION	1:1 STATION	1:1 STATION	1:1 STATION	1:1 STATION
Gland	X	1	2	X	X
Signal Contact	X	O	O	O	X
Terminal Device	X	O	O	O	X
Headset	X	X	O	X	X
Dimmer	X	X	X	X	X
IP Grade	IP22	IP44	IP44	IP22	IP56
(WxDxH)mm	217×226×125	152×143×270	152×143×270	152×160×270	156×166×274
Weight	1.9kg	2.9kg	2.9kg	1.7kg	2.5kg
Colour	BLACK	GRAY	GRAY	BLACK	GRAY
Material	ABS	ABS	ABS	ABS	ABS/STEEL
Install Area	CABIN	MACHINERY	MACHINERY	CONSOLE	-

MODEL	LC-614B / 624B	LC-614C / 624C	LC-614G / 624G
PHOTO			
Mounting Type	WALL	WALL	WALL
Station	12 / 24 STATION	12 / 24 STATION	12 / 24 STATION
Gland	1	2	2
Signal Contact	O	O	O
Terminal Device	O	O	O
Headset	X	X	O
Dimmer	X	X	X
IP Grade	IP44	IP44	IP44
(WxDxH)mm	152×143×270	152×143×270	152×143×270
Weight	2.2kg	2.3kg	2.9kg
Colour	GRAY	GRAY	GRAY
Material	ABS	ABS	ABS
Install Area	MACHINERY	MACHINERY	MACHINERY

*LC-51x - 1:1 Station / LC-61x : MAX 12 Station / LC-62x - MAX 24 Station / "N" - Noise Cancel Type

Common Battery Telephone

Marine Common Battery Telephone (LC-600)
For Submarine and Navy

LC-612A / 622A



DESK

12 / 24 STATION

X

X

X

X

X

IP22

217×226×125

2.1kg

BLACK

ABS

CABIN

LC-614A / 624A



WALL

12 / 24 STATION

X

O

O

X

X

IP22

152×143×270

2.9kg

GRAY

ABS

MACHINERY

LC-616A / 626A



FLUSH

12 / 24 STATION

X

O

O

X

O

IP22

152×160×270

1.7kg

BLACK

ABS

CONSOLE

LC-616C / 626C



FLUSH

12 / 24 STATION

X

O

O

X

X

IP22

152×160×270

1.7kg

BLACK

ABS

CONSOLE

LC-618A / 628A



PORTABLE

12 / 24 STATION

X

X

X

X

X

IP56

156×166×274

2.5kg

GRAY


ABS/STEEL

-

Accessories: Common Battery Telephone

ACCESSORY TELEPHONE (NEW VERSION)


MODEL	LCA-111A / 121A	LCA-113A / 123A	LCA-114B / 124B
PHOTO			
Mounting Type	DESK	WALL	WALL
Station	12 / 24 STATION	12 / 24 STATION	12 / 24 STATION
Gland	X	X	2
Signal Contact	X	O	O
Terminal Device	X	O	O
Headset	X	X	X
Dimmer	X	X	X
IP Grade	IP22	IP56	IP56
(WxDxH)mm	217×226×125	220×97×200	189×100×224
Weight	1.9kg	0.9kg	2.9kg
Colour	BLACK	BLACK	BLACK
Material	ABS	ABS	ABS
Install Area	CABIN	MACHINERY	MACHINERY

MODEL	LCA-116A / 126A	LCA-116D / 126D	LCA-117A / 127A
PHOTO			
Mounting Type	FLUSH	FLUSH	PORTABLE
Station	12 / 24 STATION	12 / 24 STATION	12 / 24 STATION
Gland	X	X	X
Signal Contact	O	O	X
Terminal Device	O	O	X
Headset	X	X	X
Dimmer	X	O	X
IP Grade	IP56	IP56	IP56
(WxDxH)mm	189×90×224	189×90×224	194×153×255
Weight	2.9kg	2.9kg	4.1kg
Colour	BLACK	BLACK	BLACK
Material	ABS	ABS	ABS/STEEL
Install Area	CONSOLE	CONSOLE	-



* LCA-11x : MAX 12 Station / LCA-12x - MAX 24 Station / "N" - Noise Cancel Type

Common Battery Telephone

Marine Common Battery Telephone (LCA-100)
For Submarine and Navy

LCA-114HB / 124HB	LCA-115A / 125A	LCA-115D / 125D
		
WALL	FLUSH	FLUSH
12 / 24 STATION	12 / 24 STATION	12 / 24 STATION
2	X	X
O	O	O
O	O	O
O	X	X
X	X	O
IP56	IP56	IP56
189×100×224	189×90×224	189×90×224
2.9kg	2.9kg	2.9kg
BLACK	BLACK	BLACK
ABS	ABS	ABS
MACHINERY	CONSOLE	CONSOLE

COMMON BATTERY TELEPHONE (CONNECTION BOX ETC.)

MODEL	JB-6A/6B	JB-8A/8B	JB-9A/9B	MPS-050B
PHOTO				
Mounting Type	WALL	WALL/FLUSH	WALL/FLUSH	WALL
IP Grade	IP56	IP22	IP22	IP22
Gland	2	X	X	X
Dimension(WxDxH)mm	153×110×160	105×52×157	78×52×140	148×46×170
Material	POLYCARBONATE	STEEL	STEEL	STEEL
Colour	GRAY	IVORY	IVORY	BLACK
Weight	1.9kg	0.5kg	0.6kg	0.6kg
Install Area	FOR PORTABLE (MAX-12, 24 STATION)	FOR DESK TEL (MAX-12, 24 STATION)	FOR DESK TEL (MAX-12, 24 STATION)	POWER SUPPLY & FILTER