

Sound Powered Telephone

GENERAL DESCRIPTION

The Sound Powered Telephone system is used for communicating with the wheel house, the engine control room, and the steering gear room in case of emergency and for communicating between the areas or rooms when necessary. Especially, being independent from the power supply of the vessel, this system allows for emergency communication at critical spots in the vessel even in case of power failure. It is manufactured to be a waterproof and dustproof and adopts the input power supply of 24V DC to deliver communications and signals (Bell, Lamp, Etc.). This system includes the following types: Flush, wall, waterproof, portable, and intrinsically safe (Used for normal condition or in the area with the possibility of explosive gas in case of accident) types, all of which can be interfaced to the Horn/Bell/Flashing Light, and the Foot Switch. This system was tested at the IEC60945 standard and approved for CE by DNV GL . The Type Approval was done by DNV GL, CCS, RMRS.

PRODUCT INFORMATION

Telephone Sets : The sound powered (batteryless) telephone consists of the direct and mutual selection types, and is divided into the following categories according to the purpose.



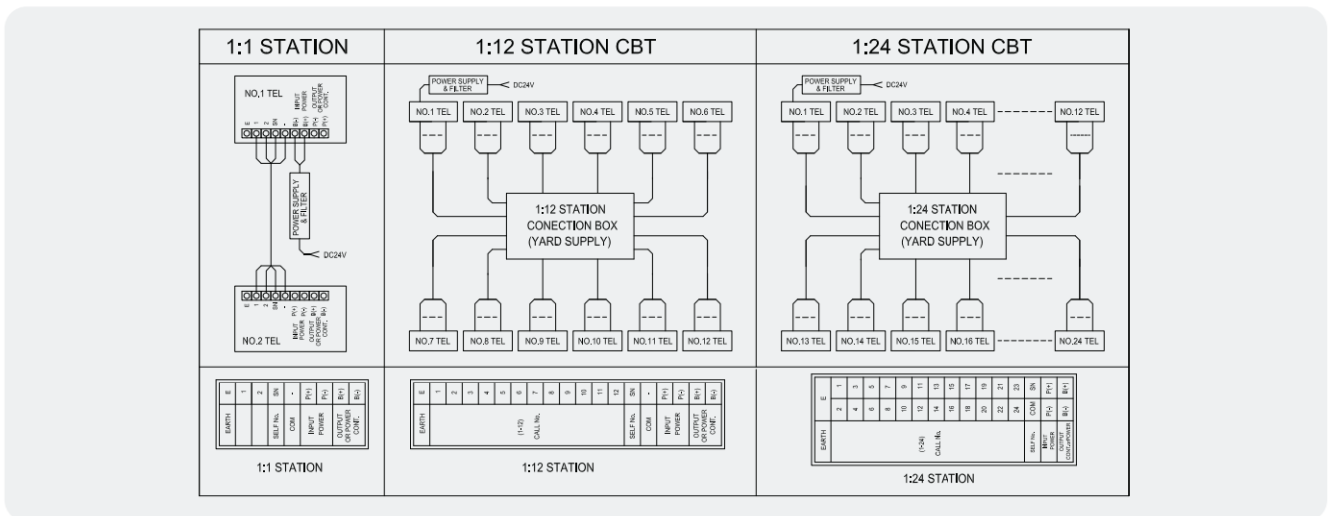
LCA-100 Telephone



PRODUCT INFORMATION

<p>Electric Specifications</p>	<ol style="list-style-type: none"> 1. Compass Safety Distance : Min. 1m 2. Voice Transmitting Sensitivity : $0.2V \pm 0.1V_{rms}$ 3. Frequency Characteristics : Less than 6dB (300 Hz ~ 3 kHz) 4. Generator Output Voltage : $75V \pm 10\%$ 5. DC power can be connected to this telephone for dimmer source only 	<p>Cautions</p> <ol style="list-style-type: none"> 1. Power reserve: 30 minutes. 2. Terminal Board "SN" : Connect to self-number. 3. Terminal Board "COM" : Common line of all telephones 4. Terminal Board "+, -" : If the relay box is not used, the bell, R/L and horn are connected to external power (AC/DC). 	
<p>Mutual Selection Type (Max. 24 Station) - (LC-800 / LAS-100)</p>	<ol style="list-style-type: none"> 1. Calling <ol style="list-style-type: none"> Ⓐ Lift the handset and select the desired switch Ⓑ Quickly rotate the handle of the magnetic generator 10 times or more, and then the calling signal is transmitted to the receiver Ⓒ The phones are now connected 2. Answering <ol style="list-style-type: none"> Ⓐ The bell rings and the lamp blinks Ⓑ Lift the handset Ⓒ The phones are now connected 	<p>Direct Type (1:1 Station) - (LC-700 Series Only)</p>	<ol style="list-style-type: none"> 1. Calling <ol style="list-style-type: none"> Ⓐ Lift the handset and quickly rotate the handle of the magnetic generator 10 times or more Ⓑ Then, the calling signal is transmitted to the receiver Ⓒ The phones are now connected 2. Answering <ol style="list-style-type: none"> Ⓐ The bell rings and the lamp blinks Ⓑ Lift the handset Ⓒ The phones are now connected





Wiring Diagram of Sound Powered Telephone System



Accessories: Sound Powered Telephone

ACCESSORY TELEPHONE (OLD VERSION)

MODEL	LC-711	LC-713C	LC-713G	LC-715C	LC-717
PHOTO					
Mounting Type	DESK	DESK	WALL	FLUSH	PORTABLE
Station	1:1 STATION	1:1 STATION	1:1 STATION	1:1 STATION	1:1 STATION
Gland	X	2	2	X	X
Signal Contact	X	O	O	O	X
Terminal Device	X	O	O	O	X
Headset	X	X	O	X	X
Dimmer	X	X	X	X	X
IP Grade	IP22	IP44	IP44	IP22	IP56
(WxDxH)mm	217×226×125	152×143×270	152×143×270	152×160×270	156×166×270
Weight	1.9kg	2.9kg	2.9kg	1.7kg	4.5kg
Colour	BLACK	GRAY	GRAY	BLACK	GRAY
Material	ABS	ABS	ABS	ABS	ABS/STEEL
Install Area	CABIN	MACHINERY	MACHINERY	CONSOLE	-

MODEL	LC-814C / 824C	LC-814E / 824E	LC-814G / 824G	LC-814G1 / 824G1
PHOTO				
Mounting Type	WALL	WALL	WALL	WALL
Station	12 / 24 STATION	12 / 24 STATION	12 / 24 STATION	12 / 24 STATION
Gland	2	3	2	3
Signal Contact	O	O	O	O
Terminal Device	O	O	O	O
Headset	X	X	O	O
Dimmer	X	X	X	X
IP Grade	IP44	IP44	IP44	IP44
(WxDxH)mm	152×143×270	152×143×270	152×143×270	152×143×270
Weight	2.9kg	3.2kg	3.3kg	3.5kg
Colour	GRAY	GRAY	GRAY	GRAY
Material	ABS	ABS	ABS	ABS
Install Area	GALLEY, WORKSHOP	MACHINERY	MACHINERY	MACHINERY

* LC-71x - 1:1 Station / LC-81x : MAX 12 Station / LC-82x - MAX 24 Station / "N" - Noise Cancel Type

Sound Powered Telephone

Marine Sound Powered Telephone (LC-800)
Batteryless Telephone System

LC-812A / 822A	LC-814A / 824A	LC-814B / 824B
		
DESK	WALL	WALL
12 / 24 STATION	12 / 24 STATION	12 / 24 STATION
X	X	X
X	O	O
X	O	O
X	X	X
X	X	O
IP22	IP22	IP44
217×226×125	152×143×270	152×143×270
2.1kg	2.9kg	2.9kg
BLACK	GRAY	GRAY
ABS	ABS	ABS
CABIN	GALLEY, WORKSHOP	GALLEY, WORKSHOP
LC-816A / 826A	LC-816C / 826C	LC-818 / LC-828
		
FLUSH	FLUSH	PORTABLE
12 / 24 STATION	12 / 24 STATION	12 / 24 STATION
X	X	X
O	O	X
O	O	X
X	X	X
O	X	X
IP22	IP22	IP56
152×160×270	152×160×270	156×166×274
2.2kg	2.1kg	3.9kg
BLACK	BLACK	GRAY
ABS	ABS	ABS/STEEL
CONSOLE	CONSOLE	-

Accessories: Sound Powered Telephone

ACCESSORY TELEPHONE (NEW VERSION)


MODEL	LSA-111A / 121A	LSA-113A / 123A	LSA-114B / 124B	LSA-114C / 124C
PHOTO				
Mounting Type	DESK	WALL	WALL	WALL
Station	12 / 24 STATION	12 / 24 STATION	12 / 24 STATION	12 / 24 STATION
Gland	X	X	1	2
Signal Contact	X	O	O	O
Terminal Device	X	O	O	O
Headset	X	X	X	X
Dimmer	X	X	X	X
IP Grade	IP22	IP56	IP56	IP56
(WxDxH)mm	217×226×125	220×97×200	189×100×224	189×100×224
Weight	1.9kg	0.9kg	2.9kg	2.9kg
Colour	BLACK	BLACK	BLACK	BLACK
Material	ABS	ABS	ABS	ABS
Install Area	CABIN	CABIN	GALLEY, WORKSHOP	MACHINERY

MODEL	LSA-116A / 126A	LSA-116D / 126D	LSA-117A / 127A
PHOTO			
Mounting Type	FLUSH	FLUSH	PORTABLE
Station	12 / 24 STATION	12 / 24 STATION	12 / 24 STATION
Gland	X	X	X
Signal Contact	O	O	X
Terminal Device	O	O	X
Headset	X	X	X
Dimmer	X	O	X
IP Grade	IP56	IP56	IP56
(WxDxH)mm	189×90×224	189×90×224	194×153×255
Weight	2.9kg	2.9kg	4.1kg
Colour	BLACK	BLACK	BLACK
Material	ABS	ABS	ABS/STEEL
Install Area	CONSOLE	CONSOLE	-

* LSA-11x : MAX 12 Station / LSA-12x : MAX 24 Station / "N" - Noise Cancel Type

Sound Powered Telephone

Marine Sound Powered Telephone(LSA-100)
Batteryless Telephone System

MODEL	LSA-114HB / 124HB	LSA-114HC / 124HC	LSA-115A / 125A	LSA-115D / 125D
PHOTO				
Mounting Type	WALL	WALL	FLUSH	FLUSH
Station	12 / 24 STATION	12 / 24 STATION	12 / 24 STATION	12 / 24 STATION
Gland	2	3	X	X
Signal Contact	O	O	O	O
Terminal Device	O	O	O	O
Headset	O	X	X	X
Dimmer	X	X	X	O
IP Grade	IP56	IP56	IP56	IP56
(WxDxH)mm	189×100×224	189×100×224	189×100×224	189×100×224
Weight	2.9kg	2.9kg	2.9kg	2.9kg
Colour	BLACK	BLACK	BLACK	BLACK
Material	ABS	ABS	ABS	ABS
Install Area	MACHINERY	MACHINERY	CONSOLE	CONSOLE

ACCESSORY CONNECTION BOX

MODEL	JB-7A/7B	JB-8A1/8B1	JB-9A1/9B1
PHOTO			
Mounting Type	WALL	WALL/FLUSH	WALL/FLUSH
IP Grade	IP56	IP22	IP22
Gland	2	X	X
Dimension(WxDxH)mm	153×100×200	102×52×152	78×52×140
Material	POLYCARBONATE	STEEL	STEEL
Colour	GRAY	IVORY	IVORY
Weight	1.9kg	0.6kg	0.6kg
Install Area	FOR PORTABLE (MAX-12,24STATION)	FOR DESK TEL (MAX-12,24STATION)	FOR DESK TEL (MAX-12,24STATION)