



国际标准流体解决方案专家
International standard
fluid solution expert

CAMLOCK COUPLING



宁波卫丰液压机械有限公司
NINGBO WAYFONG HYDRAULIC MACHINERY CO.,LTD

Cam & Groove Couplings/Camlock Couplings MIL / EN / DIN



Camlocks are often referred to as Cam and Groove Couplings. This is because they are engineered with grooves that allow the various styles to fit together creating a tight seal. Their simple structure and easy operation make them very popular. Camlocks are connected by simply opening the coupler arms and inserting the adaptor into the coupler. As the arms are pushed down to the sides, the two connectors are forced tightly together creating the bonded seal on an internal gasket.

Camlock come in a variety of materials:aluminum,stainless steel,brass,polypropylene.

Standard

1.MIL A-A-59326

Cam & Groove couplings are made in compliance with A-A-59326 (old version called MIL-C-27487) specification.

2.EN14420-7(DIN2828)

The European standard EN 14420-7:2004 replaces DIN 2828, which was applied to cam & groove couplings manufactured to A-A-59326A.A flat thread seal has been added to the female threaded parts ,and a smooth hose shank has been added for assembly with DIN 2817 safety clamps.

Size

Aluminum:1/2" to 8"

Stainless steel:1/2" to 6"

Brass:1/2" to 4"

PP:1/2" to 4"

Material

1.Stainless steel AISI316/1.4408 by investment casting

2.Brass CW614N by forging

3.Aluminium by gravity casting

4.Polypropylene



Features

1. Handles are made of stainless steel AISI 304 as a standard.

2.Camlocks are capable of transporting liquids,solids and gases,except liquid gas and steam.

3.Coupling with multi-serrated hose shank & collar are available on customer's request.



Seal for Camlock

Camlock	Flat gasket seal	Thread gasket
Aluminum	NBR	NBR
Stainless steel	NBR	PTFE
Brass	NBR	PU
PP	EPDM	NBR

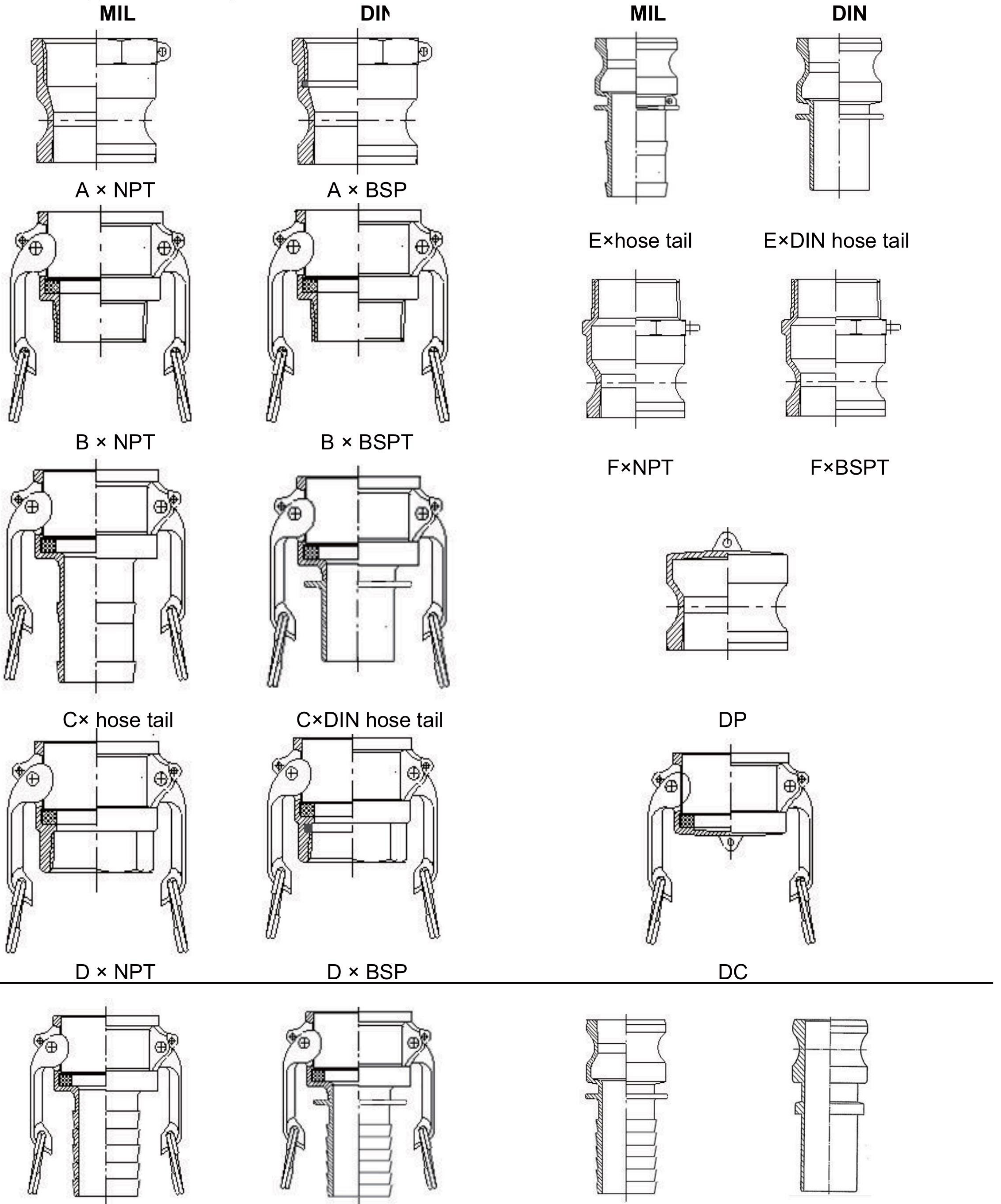
Thread for Camlock

Camlock	Male	Female	Standard
A-A-59326	NPT	NPT	NPT according to ANSI/ASME B1.20.1
EN 14420-7	BSPT	BSP	BSPT according to EN 10226-1
DIN 2828	BSPT	BSP	BSP according to EN ISO 228-1

Cam & Groove Couplings/Camlock Couplings MIL / EN / DIN



Camlock type line drawings



















C x multi-serrated tail
Web: www.wayfong.cn









C x multi-serrated tail & collar
Email: sales@wayfong.cn

E x multi-serrated tail








E x on customer's request


CAMLOCK COUPLING				
Material: Stainless Steel 304/316				
Type A Adapter X Female	Male	SIZE	Type B Female Coupler X Male	SIZE
		1/2"		1/2"
		3/4"		3/4"
		1"		1"
		1 1/4"		1 1/4"
		1 1/2"		1 1/2"
		2"		2"
		2 1/2"		2 1/2"
		3"		3"
		4"		4"
		5"		5"
	6"	6"		
Type C Female Coupler X Hose Shank		SIZE	Type D Adapter X Female	Male SIZE
		1/2"		1/2"
		3/4"		3/4"
		1"		1"
		1 1/4"		1 1/4"
		1 1/2"		1 1/2"
		2"		2"
		2 1/2"		2 1/2"
		3"		3"
		4"		4"
		5"		5"
	6"	6"		
Type E Adapter X Hose	Male	SIZE	Type F Male Adapter X Male	SIZE
		1/2"		1/2"
		3/4"		3/4"
		1"		1"
		1 1/4"		1 1/4"
		1 1/2"		1 1/2"
		2"		2"
		2 1/2"		2 1/2"
		3"		3"
		4"		4"
		5"		5"
	6"	6"		
Type DC Cap	Dust	SIZE	Type DP Dust Plug	SIZE
		1/2"		1/2"
		3/4"		3/4"
		1"		1"
		1 1/4"		1 1/4"
		1 1/2"		1 1/2"
		2"		2"
		2 1/2"		2 1/2"
		3"		3"
		4"		4"
		5"		5"
	6"	6"		










CAMLOCK COUPLING				
Material: Aluminum				
Type A Adapter X Female	Male	SIZE	Type B Female Coupler X Male	SIZE
		1/2"		1/2"
		3/4"		3/4"
		1"		1"
		1 1/4"		1 1/4"
		1 1/2"		1 1/2"
		2"		2"
		2 1/2"		2 1/2"
		3"		3"
		4"		4"
		5"		5"
	6"	6"		
Type C Female Coupler X Hose Shank		SIZE	Type D Adapter X Female	Male SIZE
		1/2"		1/2"
		3/4"		3/4"
		1"		1"
		1 1/4"		1 1/4"
		1 1/2"		1 1/2"
		2"		2"
		2 1/2"		2 1/2"
		3"		3"
		4"		4"
		5"		5"
	6"	6"		
Type E Adapter X Hose	Male	SIZE	Type F Male Adapter X Male	SIZE
		1/2"		1/2"
		3/4"		3/4"
		1"		1"
		1 1/4"		1 1/4"
		1 1/2"		1 1/2"
		2"		2"
		2 1/2"		2 1/2"
		3"		3"
		4"		4"
		5"		5"
	6"	6"		
Type DC Cap	Dust	SIZE	Type DP Dust Plug	SIZE
		1/2"		1/2"
		3/4"		3/4"
		1"		1"
		1 1/4"		1 1/4"
		1 1/2"		1 1/2"
		2"		2"
		2 1/2"		2 1/2"
		3"		3"
		4"		4"
		5"		5"
	6"	6"		

CAMLOCK COUPLING				
Material:Brass				
Type A Adapter X Female	Male	SIZE	Type B Female Coupler X Male	SIZE
		1/2"		1/2"
		3/4"		3/4"
		1"		1"
		1 1/4"		1 1/4"
		1 1/2"		1 1/2"
		2"		2"
		3"		3"
		4"		4"
Type C Female Coupler X Hose Shank		SIZE	Type D Adapter X Female	Male
		1/2"		1/2"
		3/4"		3/4"
		1"		1"
		1 1/4"		1 1/4"
		1 1/2"		1 1/2"
		2"		2"
		3"		3"
		4"		4"
Type E Adapter X Hose	Male	SIZE	Type F Male Adapter X Male	SIZE
		1/2"		1/2"
		3/4"		3/4"
		1"		1"
		1 1/4"		1 1/4"
		1 1/2"		1 1/2"
		2"		2"
		3"		3"
		4"		4"
Type DC Cap	Dust	SIZE	Type DP Dust Plug	SIZE
		1/2"		1/2"
		3/4"		3/4"
		1"		1"
		1 1/4"		1 1/4"
		1 1/2"		1 1/2"
		2"		2"
		3"		3"
		4"		4"



CAMLOCK COUPLING				
Material:PP				
Type A Adapter X Female	Male	SIZE	Type B Female Coupler X Male	SIZE
		1/2"		1/2"
		3/4"		3/4"
		1"		1"
		1 1/4"		1 1/4"
		1 1/2"		1 1/2"
		2"		2"
		3"		3"
		4"		4"
Type C Female Coupler X Hose Shank		SIZE	Type D Adapter X Female	Male SIZE
		1/2"		1/2"
		3/4"		3/4"
		1"		1"
		1 1/4"		1 1/4"
		1 1/2"		1 1/2"
		2"		2"
		3"		3"
		4"		4"
Type E Adapter X Hose	Male	SIZE	Type F Male Adapter X Male	SIZE
		1/2"		1/2"
		3/4"		3/4"
		1"		1"
		1 1/4"		1 1/4"
		1 1/2"		1 1/2"
		2"		2"
		3"		3"
		4"		4"
Type DC Cap	Dust	SIZE	Type DP Dust Plug	SIZE
		1/2"		1/2"
		3/4"		3/4"
		1"		1"
		1 1/4"		1 1/4"
		1 1/2"		1 1/2"
		2"		2"
		3"		3"
		4"		4"

CAMLOCK COUPLING				
Material:Nylon				
Type A Adapter X Female	Male	SIZE	Type B Female Coupler X Male	SIZE
		1/2"		1/2"
		3/4"		3/4"
		1"		1"
		1 1/4"		1 1/4"
		1 1/2"		1 1/2"
		2"		2"
		3"		3"
		4"		4"
Type C Female Coupler X Hose Shank		SIZE	Type D Adapter X Female	Male
		1/2"		1/2"
		3/4"		3/4"
		1"		1"
		1 1/4"		1 1/4"
		1 1/2"		1 1/2"
		2"		2"
		3"		3"
		4"		4"
Type E Adapter X Hose	Male	SIZE	Type F Male Adapter X Male	SIZE
		1/2"		1/2"
		3/4"		3/4"
		1"		1"
		1 1/4"		1 1/4"
		1 1/2"		1 1/2"
		2"		2"
		3"		3"
		4"		4"
Type DC Cap	Dust	SIZE	Type DP Dust Plug	SIZE
		1/2"		1/2"
		3/4"		3/4"
		1"		1"
		1 1/4"		1 1/4"
		1 1/2"		1 1/2"
		2"		2"
		3"		3"
		4"		4"

AIR HOSE COUPLING			
Material: 45 # carbon steel			
U.S Type			
Hose End	SIZE	Male End	SIZE
	1/4"		1/4"
	3/8"		3/8"
	1/2"		1/2"
	3/4"		3/4"
	1"		1"
Female End	SIZE	Four Lug Hose End	SIZE
	1/4"		1-1/4"
	3/8"		1-1/2"
	1/2"		2"
	3/4"		
	1"		
Four Lug Female End	SIZE	Four Lug Male End	SIZE
	1-1/4"		1-1/4"
	1-1/2"		1-1/2"
	2"		2"
3 Way	SIZE	Blank End	SIZE
			
European Type			
Hose End With Collar	SIZE	Hose End Without Collar	SIZE
	1/4"		1/4"
	3/8"		3/8"
	1/2"		1/2"
	3/4"		3/4"
	1"		1"
Male End	SIZE	Female End	SIZE
	1/4"		1/4"
	3/8"		3/8"
	1/2"		1/2"
	3/4"		3/4"
	1"		1"

AIR HOSE COUPLING			
Material: 45 # carbon steel			
European Type			
Female End	SIZE	Blanked	SIZE
	1/4"		1/4"
	3/8"		3/8"
	1/2"		1/2"
	3/4"		3/4"
	1"		1"
Hose Clamp			
SK Clamp	SIZE	AU Clamp	SIZE
			
SL Clamp	SIZE	SL Clamp	SIZE
	SL22-SL1450		SL22-SL1450
Double Clamp			
	SL22-SL1450		
Interlock Clamp	SIZE	Interlock Clamp	SIZE
	1/2"		1/2"
	3/4"		3/4"
	1"		1"
	1 1/4"		1 1/4"
	1 1/2"		1 1/2"
	2"		2"
	3"		3"
	4"		4"

GUILLEMIN COUPLING			
Material:Stainless Steel 304/316 or Aluminum			
Hose Tall + Latch	SIZE	Head Big or Small Latch	SIZE
	1" DN25		2" X 3"
	1 1/2" DN40		2" X 2 1/2"
	1 1/2" DN45		2 1/2"X3"
	2" DN50		1 1/2" X 2"
	2" DN55		1 1/2" X 2 1/2"
	2 1/2" DN65		1 1/2" X 3"
	2 1/2" DN70		1 1/2" X 4"
	3" DN76		2" X 4"
	3" DN80		2 1/2"X4"
	3" DN90		3" X 4"
	4" DN102		
	4" DN110		
Male Without Latch	SIZE	Female Without Latch	SIZE
	1" DN25		1" DN25
	1 1/2" DN40		1 1/2" DN40
	2" DN50		2" DN50
	2 1/2" DN65		2 1/2" DN65
	3" DN80		3" DN80
	4" DN100		4" DN100
Male + Latch	SIZE	Female + Latch	SIZE
	1" DN25		1" DN25
	1 1/2" DN40		1 1/2" DN40
	2" DN50		2" DN50
	2 1/2" DN65		2 1/2" DN65
	3" DN80		3" DN80
	4" DN100		4" DN100
Cap + Latch + Chain	SIZE	Cap	SIZE
	1" DN25		1" DN25
	1 1/2" DN40		1 1/2" DN40
	2" DN50		2" DN50
	2 1/2" DN65		2 1/2" DN65
	3" DN80		3" DN80
	4" DN100		4" DN100

KC-NIPPLE			
Material:Stainless Steel 304/316 or Aluminum			
Kc-Nipple	SIZE	Hose Mender	SIZE
	1/2"		1/2"
	3/4"		3/4"
	1"		1"
	1 1/4"		1 1/4"
	1 1/2"		1 1/2"
	2"		2"
	2 1/2"		2 1/2"
	3"		3"
	4"		4"
	5"		5"
	6"		6"
	8"		8"
	10"		
	12"		



NINGBO WAYFONG HYDRAULIC MACHINERY CO.,LTD

ADD: NO.7,YUAN Street, Cangtian Industrial Zone
Cixi Ningbo City, Zhejiang Province,China

Tel: 86-574-55689490

Fax: 86-574-55689491

Email: sales@wayfong.cn

Web: www.wayfong.cn