

Wilson Cosmetics Co.,Ltd



www.wilsoncosmetic.com
www.wilsoncosmetics.com.cn
wilsoncosmetics.en.alibaba.com



D District, Floor 4, No.3, Entrance of Nanan
Village, Fushan Industrial Estate, Zhuhai City,
Guangdong Province China





Wilson
C O S M E T I C S

PRODUCT MANUAL

珠海威生化妆品有限公司
Wilson Cosmetics Co.,Ltd

About Us




Wilson Cosmetics Co., Ltd., established in 2003, is a high-tech enterprise specializing in the research and production of aerosol cosmetics. We utilize both BOV aerosol and traditional aerosol propellant packaging, supported by extensive manufacturing experience in standard packaging. Our products are characterized by low VOC levels, environmental friendliness, safety, and non-toxicity. But we also rich export experience and welcome OEM and ODM orders.



Wilson Cosmetics Co., Ltd. operates a state-of-the-art standardized aerosol production facility, including a 100,000-grade GMP-certified dust-free cosmetics workshop. With over 3,000 mature formulations but also support develop new formulation with you and 8 automated production lines, we have a monthly production capacity of 2 million bottles can be delivered to you on time. We offer customized formulation and packaging design services, as well as product stability testing and sample inspections.

Wilson provides comprehensive safety certifications, including a cosmetics production license and dangerous goods appraisal reports. We are certified by FDA, GMPC, ISO 22716, BSCI, and other recognized cosmetics good manufacturing practice systems.





BATH SERIES

Packaging Material:

Aluminum Cans, Iron Cans, Regular Packaging

Capacity:

150ml;200ml;300ml;Custom

Efficacy:

The product has the effect of washing and moisturizing, the ingredients are mild and safe, care for your delicate skin, and can keep your skin moist

Design:

Printing/Labeling





SHOWER FOAM

Usage Guide:

1. Give it a good shake.
2. Turn your bottle upside down.
3. Spray a dollop into the palm of your hand.



SHOWER GEL

Usage Guide:

1. Apply gentle pressure to the end of the actuator.
2. Release to dispense the gel.
3. Wait briefly for it to transform into foam.



SHOWER MOUSSE

Usage Guide:


1. Shake well before use.
2. Spray a little shower mousse in the palm of your hand.
3. Then gently massage the whole body.



SHOWER OIL

Usage Guide:

1. Apply the shower oil to the whole body when the whole body is dry.
2. Knead and massage the body skin for about 5 minutes.
3. Rinse directly with warm water.



BODY WASH

Usage Guide:

1. Apply proper amount of body wash to palm and massage to lather quickly.
2. Quickly dissolve clean body and massage after 3-5 minutes.
3. Rinse the foam off with clean water.

BATH SERIES

SHAVE SERIES

Packaging Material:

Aluminum Cans, Iron Cans, Regular Packaging

Capacity:

180ml;230ml;300ml;Custom

Efficacy:

This shaving product not only softens the beard, making shaving smoother and easier, but also helps to clean the facial skin, leaving the skin feeling fresh and clean.

Design:

Printing/Labeling





SHAVING FOAM

Usage Guide:

1. Wet the skin with warm water first.
2. Shake the shaving foam well and spray just enough foam.
3. Apply shaving foam evenly to the area to be shaved.
4. Let the beard soften and start shaving.



SHAVING GEL

Usage Guide:

1. Keep can upright & shake well.
2. Take a small amount of shaving gel on your palm and massage onto a wet face.
3. Glide razor across face.
4. Rinse with warm water. Follow with shaving gel.



SHAVING FOAM (REGULAR PACKAGING)

Usage Guide:

1. Squeeze out a small amount of foam on the palm.
2. Massage onto a moist beard.
3. Touch gently along the direction of hair growth. Start shaving.



SHAVING CREAM

Usage Guide:

1. Wet your facial beard with warm water.
2. Lather the shaving cream in your hands.
3. Then rub your palms. Until the shaving cream looks smooth, apply to the beard.



SOLID SHAVING CREAM

Usage Guide:

1. Wet your face with warm water.
2. Lather the shaving cream in your hands and apply it to your beard.
3. When the beard softens, start shaving.

SHAVE SERIES

SUNSCREEN SERIES

Packaging Material:

Aluminum Cans, Iron Cans, Regular Packaging

Capacity:

150ml;200ml;250ml;Custom

Efficacy:

This kind of product has UVA/UVB protective effect, effectively block all kinds of ultraviolet sunscreen damage, has super waterproof effect, especially suitable for strong ultraviolet radiation such as beach swimming.

Design:

Printing/Labeling






SUNSCREEN SPRAY

Usage Guide:

1. Shake well, hold your breath, 20-30 cm away from the skin.
2. Spray evenly back and forth many times.
3. Spray once every 2 hours outdoors.



SUNSCREEN MOUSSE

Usage Guide:

1. Shake well, spray just enough mousse.
2. Apply over the body.
3. Until absorbed by the body.



SUNSCREEN STICK

Usage Guide:

1. Rotate the bottom of the sunscreen stick.
2. Apply the sunscreen stick to the area in need of sun protection.



SUNSCREEN CREAM

Usage Guide:

1. It is recommended to apply sunscreen products every 2-3 hours.
2. When reapplying, first use a cotton pad to remove sweat and dirt before applying.



ISOLATION SPRAY

Usage Guide:

1. Thoroughly clean the face. Shake the can well.
2. Hold the spray can, spray evenly on the face, keep the spray distance of about 20-25 cm.
3. After spraying, you can use your hands to massage evenly into the face, in order to achieve better absorption effect.

SUNSCREEN SERIES

DEODORIZING SERIES

Packaging Material:

Aluminum Cans, Iron Cans, Regular Packaging

Capacity:

200ml;300ml;350ml;Custom

Efficacy:

This kind of product has a mild aroma, can effectively remove odor, keep the body and air fresh, bring a comfortable feeling, achieve the effect of lasting retention.

Design:

Printing/Labeling





BODY SPRAY

Usage Guide:

1. Wash the smelly area with water and wipe it clean with a paper towel or clean towel.
2. Spray the smelly area at arm's length or so.
3. Gently massage until absorbed into film.



ANTIPERSPIRANT DEODORANT SPRAY

Usage Guide:

1. Shake antiperspirant deodorant spray well before each use.
2. Hold the can upright.
3. Spray 15 centimeters from your armpits.



CLOTHING FRAGRANCE SPRAY

Usage Guide:

1. Spray evenly at a distance of 15cm from the fabric surface.
2. The number of spraying can be increased or reduced according to personal preference and odor degree.



CAR AIR FRESHENER

Usage Guide:

1. Shake the spray can: to ensure the aroma is evenly mixed.
2. Through the actuator on the spray can, choose to spray the air inside the car.
3. It is recommended to use it 3-5 times at a time.



ROOM AIR FRESHENER

Usage Guide:

1. Shake the can before use.
2. Tilt the can vertically, press the actuator.
3. Spraying 2 or 3 times pointing upwards in the middle of your room.



SHOE DEODORANT SPRAY

Usage Guide:

1. Shake the spray can, turn on the actuator, and evenly spray the inside of the shoes.
2. Try to avoid putting on the shoes immediately after spraying.
3. It is recommended to use once every 2-3 days.

DEODORIZING SERIES

HAIR SERIES

Packaging Material:

Aluminum Cans, Iron Cans, Regular Packaging

Capacity:

280ml;300ml;320ml;Custom

Efficacy:

This kind of product can form a variety of plastic effects, can make the hair look more natural, three-dimensional, and has a sense of layer, instantly make the hair light and fluffy.

Design:

Printing/Labeling





HAIR STYLING SPRAY

Usage Guide:

1. Shake the spray can well and turn on the actuator.
2. Apply the spray evenly to your hair.
3. Use your hands to gently knead and shape.



HAIR COLOR SPRAY

Usage Guide:

1. Comb the hair straight and wet, properly wrap a towel or blow dryer dry.
2. Point the spray at the root of the hair.
3. Evenly spray the hair color spray on the parts that need to be dyed.



SHAMPOO

Usage Guide:

1. Pour the right amount of shampoo in the palm of your hand.
2. Rub your hands lightly to make it foam.
3. Wash your hair thoroughly with water.



DRY SHAMPOO

Usage Guide:

1. Shake the spray can well.
2. Point the actuator at your hair.
3. Spray evenly on the hair, paying attention to a certain distance from the hair.



FOAM HAIR WAX

Usage Guide:

1. Wash and blow dry your hair.
2. Spray the foam wax to your palms and apply evenly.
3. Then apply evenly to the area of the head that needs to be shaped.



HAIR STYLING GEL

Usage Guide:

1. Take out an appropriate amount of gel and apply it evenly to your fingers.
2. Apply the gel evenly to your hair, especially where it's styled.
3. When applying, you can use your fingers or a comb to comb the hair to the desired styling effect.



HAIR CONDITIONER MOUSSE

Usage Guide:

1. Spray a right amount of hair care mousse on the palm of your hand.
2. Evenly smear on the hair.
3. Clean with water.



SHAMPOO GEL

Usage Guide:

1. Moisten your hair with water, then spray proper amount of shampoo gel in the palm.
2. Add proper amount of water and rub until lather.
3. Apply the foam to your hair and rinse it off with water.



SHAMPOO MOUSSE

Usage Guide:

1. Shake well, spray just enough shampoo mousse into your palms.
2. Apply the mousse evenly to your hair and massage for 1-2 minutes.
3. Rinse off the shampoo mousse thoroughly with warm water.

HAIR STYLING SERIES

FACIAL CARE SERIES

Packaging Material:

Aluminum Cans, Iron Cans, Regular Packaging

Capacity:

150ML;200ml;300ml;Custom

Efficacy:

These products are aimed at facial cleansing issues, including exfoliation, moisturizing, deep cleaning, etc., can remove dirt and excess oil, and we usually recommend 1-2 times a day for this type of facial treatment.

Design:

Printing/Labeling





MAKEUP SETTING SPRAY

Usage Guide:

1. At a distance of 30 cm from the face.
2. Point the spray at the face and spray evenly.
3. Make sure it's perpendicular to your face.



EXFOLIATING MOUSSE

Usage Guide:

1. Shake well, spray a right amount of mousse, gently massage to the wet skin.
2. It can be mixed with water and produce foam.
3. Create a polished body clean to use every day when showering.



MOISTURIZING SPRAY

Usage Guide:

1. Keep 10-15 cm away from the face and point the spray at the face.
2. Gently press the actuator.
3. Apply the spray evenly to your face.



MOISTURIZING WATER

Usage Guide:

1. Pour the appropriate amount of toner onto a cotton pad.
2. Gently pat your entire face.
3. Until fully absorbed, you can use other skin care products as further maintenance.



CLEANSING MOUSSE

Usage Guide:

1. Shake well, spray the mousse with your hands and lather it until it thickens.
2. Lather your face.
3. Wash it with clean water.



CLEANSING GEL

Usage Guide:

1. Spray the appropriate amount of cleansing gel into the palms of your hands.
2. Lather your hands and massage them into your face.
3. Rinse thoroughly with warm water.



FACIAL CLEANSER

Usage Guide:

1. Wet your face with warm water.
2. Lather the cleanser with your hands, apply the lather to your face.
3. Wash thoroughly with warm water.



MAKEUP REMOVER SPRAY

Usage Guide:

1. Shake well, aim at the face, keep 10-15 cm away.
2. Spray evenly on the face.
3. Wait 10-15 seconds and gently wipe your face with a cotton pad until the makeup is off.

FACIAL CARE SERIES

BODY CARE SERIES

Packaging Material:

Aluminum Cans, Iron Cans, Regular Packaging

Capacity:

150ML; 200ml; 300ml; Custom

Efficacy:

Body Care products help you protect and enhance your body's health and beauty. Including a variety of body lotions, hand creams, hair removal and more, these products are made from high-quality natural ingredients with soothing, moisturizing and anti-aging properties.

Design:

Printing/Labeling





BODY LOTION SPRAY

Usage Guide:

1. Hold the body lotion spray can 10-15 cm away from the skin.
2. Gently press the actuator.
3. Spray evenly on the body.



BODY LOTION MOUSSE

Usage Guide:


1. Shake well, spray an appropriate amount to the skin.
2. Massage gently, and wait a few minutes.
3. For the body lotion to be fully absorbed without washing off.



BODY LOTION

Usage Guide:

1. Apply proper amount of body lotion to palm.
2. Apply to skin.
3. Massage gently for at least 30 seconds.



SELF-TANNING WATER

Usage Guide:

1. Gently spray, so that the skin is completely saturated.
2. Use tanning gloves to make large circular movements from head to toe, gently mixing hands, elbows and feet.
3. Wash hands thoroughly after use.



SELF-TANNING MOUSSE

Usage Guide:

1. Spray the self-tanning mousse and lather over the area that needs tanning.
2. Wait a few minutes.
3. Avoid exposure to sunlight and keep the area dry.



HAIR REMOVAL CREAM

Usage Guide:

1. Apply hair removal cream to the skin.
2. After applying, wait for a few minutes to wipe off with a cotton pad.
3. Finally, wash your skin with warm water.



HAIR REMOVAL SPRAY

Usage Guide:

1. Spray the hair removal spray to the area, wait a few minutes.
2. Gently wipe the skin with a towel to remove any remaining hair.
3. Finally, clean the skin with warm water.



HAND CREAM

Usage Guide:

1. Apply the appropriate amount of hand cream to the palm of your hand.
2. Rub your hands.
3. Apply to all parts of your hands.



HAND MOUSSE

Usage Guide:

1. Spray the appropriate amount of hand mousse.
2. Rub the foam into the center of your hands.
3. Apply to clean, dry hands once or twice per day or when needed.

BODY CARE SERIES