

# NV231



23.6×13.2×9.9

### Features

- Small size, lightweight (8g) .
- Withstands high temperature, operating under 105°C ambient temperature.
- Heavy contact load switching current up to 30A.
- Suitable for automobile and lamp accessories application.

### Ordering Information

NV231 2C Z 0.57 DC12V 30  
 1            2            3            4            5            6

1 Part number: NV231  
 2 Contact arrangement: 2A(Twin); 2C(Twin)  
 3 Enclosure: S: Wash tight ; Z: Flux proof

4 Coil power : 0.55:0.55W;  
 0.57:0.57W  
 5 Coil rated voltage(V): DC:10,12,24  
 6 Contact current: 30:30A;20:20A

### Contact Data

Contact Arrangement	2A(Twin) 2C(Twin)		
Contact Material	AgSnO <sub>2</sub>		
Contact Rating(Resistive)	NO:30A/14VDC; NC:25A/14VDC NO:20A/14VDC; NC:15A/14VDC		
Max. Switching Power	420W		
Max. Switching Voltage	24VDC	Max. Switching Current:30A	
Voltage Drop(Initial)	Typ. 30mV (at 10A)	Item 4.12 of IEC 61810-7	
Operation Life	Electrical	1×10 <sup>5</sup>	Item 4.30 of IEC 61810-7
	Mechanical	1×10 <sup>7</sup>	Item 4.31 of IEC 61810-7

**CAUTION:** 1.For the intermediate current, it only applies to the room temperature.

### Coil Parameter

Dash numbers	Coil voltage VDC		Coil resistance Ω ±10%	Pick-up voltage VDC(max) (58%of rated voltage)	Drop-out voltage VDC(min) (12.5% of rated voltage)	Coil power W	Operate time ms	Release time ms
	Rated	Max.						
010-550	10	12	2×181	5.8	1.25	2×0.55	≤4	≤1.5
012-570	12	14.4	2×254	7.0	1.5	2×0.57	≤4	≤1.5
024-570	24	28.8	2×1010	13.9	3			

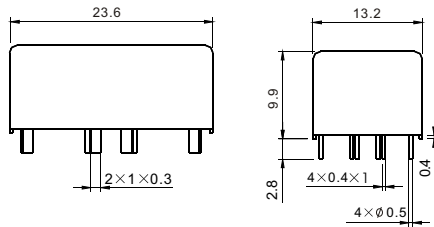
**CAUTION:** 1.The use of any coil voltage less than the rated coil voltage will compromise the operation of the relay.  
 2.Pickup and release voltage are for test purposes only and are not to be used as design criteria.

## Characteristics

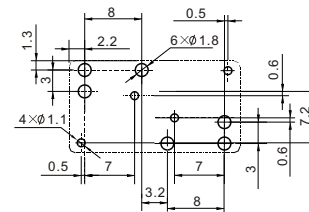
Insulation Resistance	1000M $\Omega$ min (at 500VDC)	Item 4.11 of IEC 61810-7
Dielectric Strength Between Contacts Between Contact and Coi	50Hz 500V 50Hz 500V	Item 4.9 of IEC 61810-7 Item 4.9 of IEC 61810-7
Shock Resistance	294m/s <sup>2</sup> 6ms	Item 4.26 of IEC 61810-7
Vibration Resistance	10Hz~500Hz Double amplitude 1.27mm 60m/s <sup>2</sup>	Item 4.28 of IEC 61810-7
Terminals Strength	10N	Item 4.24 of IEC 61810-7
Ambient Temperature	-40°C~105°C	
Relative Humidity	5% to 85%	Item 4.16 of IEC 61810-7
Mass	8g	Item 4.7 of IEC 61810-7

## Dimensions

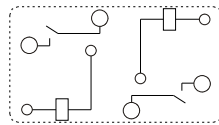
mm



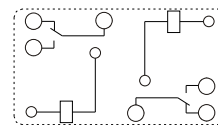
Dimensions



Mounting (Bottom view)



2A



2C

Wiring diagram (Bottom view)

**CAUTION:** In case of no tolerance shown in outline dimension: outline dimension  $\leq 1$ mm, tolerance should be  $\pm 0.2$ mm; outline dimension  $> 1$ mm and  $\leq 5$ mm, tolerance should be  $\pm 0.3$ mm; outline dimension  $> 5$ mm, tolerance should be  $\pm 0.4$ mm.