




19.5×15.6×15.3

NT73 -4T

 **us E169380**

Features
<ul style="list-style-type: none"> ▪ Small size, light weight and heavy switching power. ▪ Ambient temperature can achieve 105℃. ▪ Low coil power consumption. ▪ PC board mounting is available. ▪ The parts with IEC 60335-1 compliance is available. ▪ Suitable for automatic system, communication device , home appliance application, electromechanical equipment and so on.

Ordering Information					
NT73-4T	C	S	12	DC12V	0.36
1	2	3	4	5	6
1 Part number: NT73-4T	2 Contact arrangement: A:1A; C:1C			3 Enclosure: S: Wash tight ; NIL: Flux proof	
4 Contact rating: 10:10A/250VAC, 12:12A/250VAC			5 Coil rated voltage(V): DC:5,6,9,12,24		
6 Coil power: 0.36:0.36W					

Contact Data		
Contact Arrangement	1A(SPSTNO) 1C(SPDT(B-M))	
Contact Material	AgSnO ₂	
Contact Rating (Resistive)	10A/250VAC,277VAC; 12A/250VAC,277VAC; 15A/125VAC	
Max. Switching Power	3000VA	
Max. Switching Voltage	277VAC	Max. Switching Current:15A
Voltage drop	≤100mΩ	Item 4.12 of IEC 61810-7
Operational Life	Electrical	1×10 ⁵ 10A/250VAC,277VAC 105℃ 6×10 ⁴ 12A/250VAC,277VAC 105℃ 2×10 ⁴ 15A/125VAC 105℃ Item 4.30 of IEC 61810-7
	Mechanical	1×10 ⁷ Item 4.31 of IEC 61810-7

CAUTION: 1.For the intermediate current, it only applies to the room temperature.

Coil Parameter

Dash numbers	Coil voltage VDC		Coil resistance Ω ±10%	Pick-up voltage VDC(max) (75%of rated voltage)	Drop-out voltage VDC(min) (10% of rated voltage)	Coil power W	Operate time ms	Release time ms
	Rated	Max.						
005-360	5	6.5	70	3.75	0.5	0.36	≤10	≤5
006-360	6	7.8	100	4.50	0.6			
009-360	9	11.7	225	6.75	0.9			
012-360	12	15.6	400	9.00	1.2			
024-360	24	31.2	1600	18.0	2.4			

CAUTION: 1.The use of any coil voltage less than the rated coil voltage will compromise the operation of the relay.
2.Pickup and release voltage are for test purposes only and are not to be used as design criteria.

Characteristics

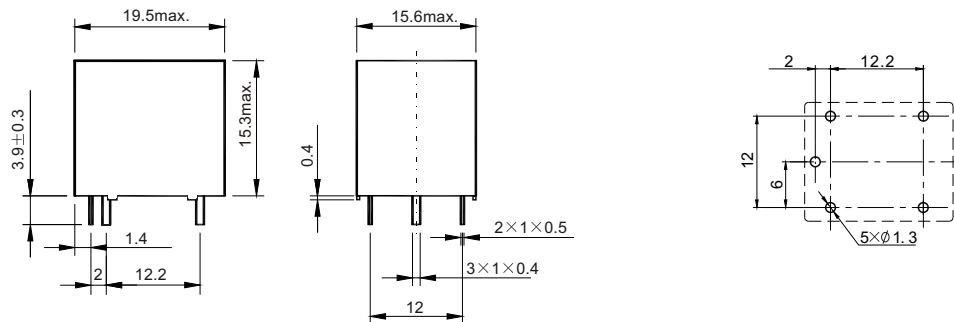
Insulation Resistance	250M Ω min (at 500VDC)	Item 4.11 of IEC 61810-7
Dielectric Strength Between Contacts Between Contact and Coil	50Hz 750V 50Hz 1500V	Item 4.9 of IEC 61810-7 Item 4.9 of IEC 61810-7
Shock Resistance	98m/s ² 11ms	Item 4.26 of IEC 61810-7
Vibration Resistance	10Hz~55Hz Double amplitude 1.5mm	Item 4.28 of IEC 61810-7
Terminals Strength	5N	Item 4.24 of IEC 61810-7
Ambient Temperature	-55 $^{\circ}$ C~105 $^{\circ}$ C	
Relative Humidity	5% to 85%	Item 4.16 of IEC 61810-7
Mass	9.5g	Item 4.7 of IEC 61810-7

Safety Approvals

Safety approval	UL&CUR
Load	10A/250VAC,277VAC 105 $^{\circ}$ C NO 12A/250VAC,277VAC 105 $^{\circ}$ C NO 15A/125VAC 105 $^{\circ}$ C NO

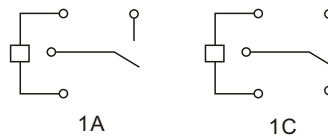
Dimensions

mm



Dimensions

Mounting (Bottom view)



Wiring diagram(Bottom view)

CAUTION: In case of no tolerance shown in outline dimension: outline dimension ≤ 1 mm, tolerance should be ± 0.2 mm; outline dimension >1 mm and ≤ 5 mm, tolerance should be ± 0.3 mm; outline dimension >5 mm, tolerance should be ± 0.4 mm.

Reference Data

