

Android and PC Endoscope

— so powerful and smart —



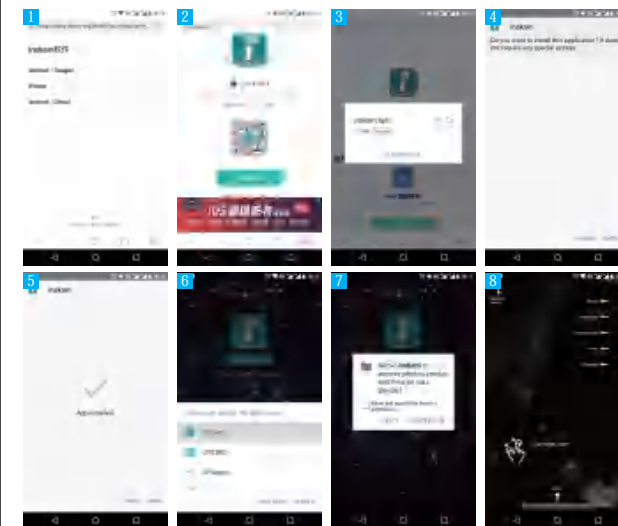
⚠ Only works with Android system phone, does Not support iOS system;Your Android Phone must support OTG function, and must support to connect external camera.

Specifications:

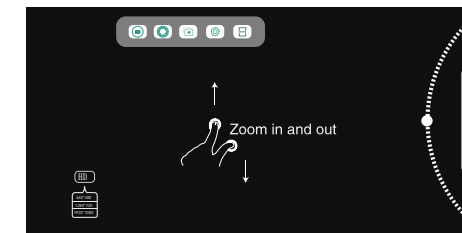
Resolution:	640*480
Lens Diameter:	8.0mm
Size:	1/5 Inch
View Angle:	67 degree
Waterproof level:	IP 67
Powered by	Power Supply 5v DC via usb
Support computer:	XP W7 W8 VISTA W10
Photo Format:	JPEG
Video Format:	AVI

APP Download

Searching for "inskam" on Google Play, download and install the app. Or enter the URL : www.inskam.com/download/inskam1.apk to download and install the APP.

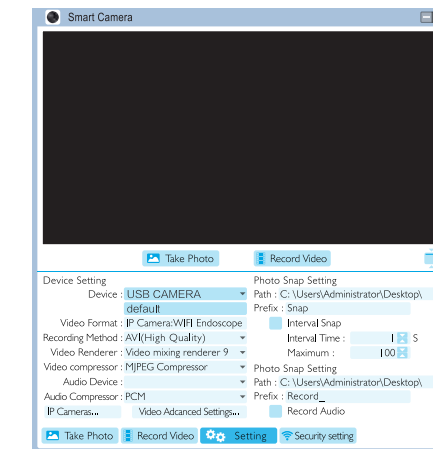


Plug in the camera, the software automatically prompts,



How to connect Your Computer?

1. Enter URL to download software www.inskam.com/download/camera.zip
2. Open the camera.zip, choose the Camera.exe, and install the smart camera.
3. Connect the camera adapter with this device, plug this adapter to your computer.
4. Open the Smart Camera, and then choose the ****Camera in the Device.



(If the above software is not applicable, please use this software)



MacBook:

For MacBook OS, please use "Photo Booth" or "QuickTime Player" or "VLC (VideoLan Client)".

Package Includes:

- 1 * Mini USB Endoscope
- 1 * Small hook
- 1 * Magnet
- 1 * Side audition
- 1 * fixed set
- 1 * Manual

