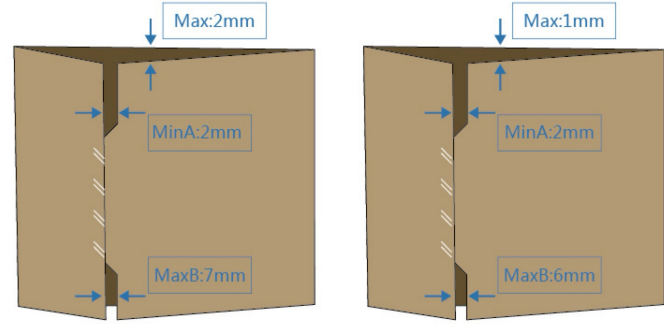


High Speed Automatic Corrugated Carton Folder Gluer & Stitching Machine


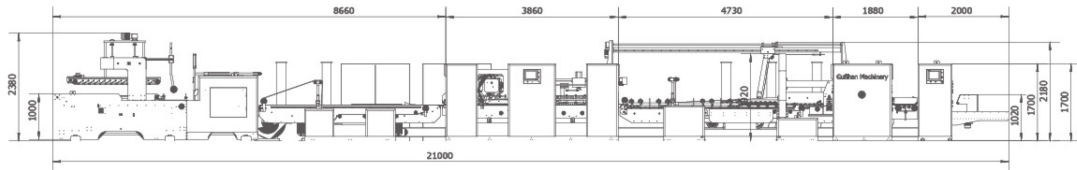
D-Serie >>>

High-precision Carton boxes forming effect guarantee

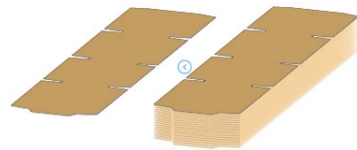



Double Wall: B-A ≤ 3mm

Single Wall: B-A ≤ 2mm

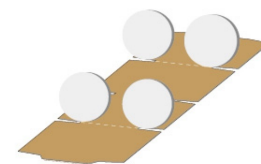


GS-2400-D	A	min	300	max	800	Power	40KW
	B	min	200	max	700	Net weight	16T
	C	min	1100	max	2400	Machine Size	LxWxH(m) 17x3500x2.2
	D	min	330	max	1200		
GS-2800-D	A	min	300	max	850	Power	42KW
	B	min	200	max	750	Net weight	17T
	C	min	1100	max	2800	Machine Size	LxWxH(m) 17x4050x2.2
	D	min	330	max	1200		
GS-3200-D	A	min	350	max	1050	Power	80KW
	B	min	180	max	850	Net weight	23T
	C	min	1350	max	3200	Machine Size	LxWxH(m) 27x4.8x2.3
	D	min	330	max	1600		



Feeding Unit

- Fourteen air suction feed paper belts with the width of 100mm are used to transfer the cardboard. The distance between the paper belts is adjusted through the tension wheel, to adapt to the adjustment of the cardboard of the different width. Power of the feed paper belt is output by the embossing wheel
- A baffle is set at left and right sides of the feed paper belt respectively, which can be manually adjusted according to the different width of the cardboard
- Three paper out knives are provided at the front of the paper feed part, and they can be adjusted up and down according to the different thickness of cardboard
- Each feed paper belt at the paper feed part can be moved to the left or right to the location you need
- Paper feed part can be driven by a separate gear motor, easy and fast to operate, providing smooth paper feeding
- Each feed paper belt of the paper feed part is equipped with a suction pipe, to ensure the normal and stable continuous paper feeding even for warped paper



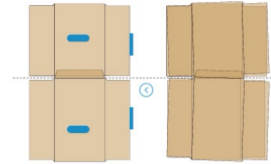
Score Unit

- The Score unite has two guide plates A and B. Each guide can be adjusted according to the size of the carton
- There is a device for electrically adjusting the pressure on each guide plate, which can adjust the pressure according to the thickness of the carton
- There are four transmission flat belts on the inner side of the pressure roller. When the carton enters the pressure line, it is brought in by the flat belt. When the carton is pressed, the upper and lower flat belts press the carton to make the carton advance vertically without skewing to ensure the carton vertical. Perfect shape
- The pressing line is equipped with a set of pre-pressing wheels and two sets of pressing reels. The pressing wheel is controlled by the computer up and down, and the 2 and 4 lines are pressed again to make the carton shape better



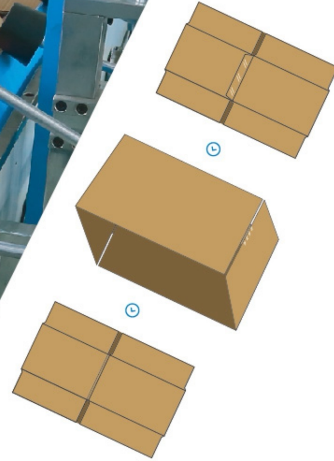

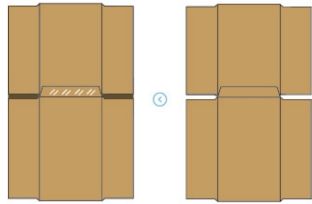

Folding Unit

- ⊗ The folding unit is provided with one or more glue applying devices at the front end of the folding unit according to different shapes of the carton and the paper box. The rubberizing device consists of the lower rubberizing wheel, the upper pressing wheel and the plastic box. The two guide plates of A and B are automatically adjusted by the independent gear motor, which is convenient and quick in debugging
- ⊗ The cardboard is mainly formed by two 100mm wide suction bottom belts and two 80mm wide abduction belts and two folding ducts to realize the folding of the left and right second fold lines and the fourth fold line 180 degrees. There are a plurality of guide wheels at different angles on the left and right sides, which can adjust different positions and angles of the guide wheels according to different paper and cardboard thicknesses, so that the cardboard folding more smoothly
- ⊗ It adopts independent geared motor drive, which is easy and quick to operate. The suction bottom groove is installed under the suction bottom belt to support the guiding belt to run smoothly
- ⊗ The left and right two belts are equipped with independent geared motors. According to the needs of the box type, the belt speed can be adjusted to make the carton shape more perfect
- ⊗ After pre-score No.2 and No.4 lines, after entering the fold, another set of pressure rollers will be pre-pressed again to ensure that the square of the carton is formed, and the fourth side will not be super-lined. Equipped with a flattening wheel to flatten the fourth side of the carton, so that the carton is not medium-high after molding, the carton is more perfect
- ⊗ When the spring steel sheet paste box is installed on the folded portion, the steel sheet is stowed, and when the stitching is lowered, the steel sheet is lowered, and the spring steel sheet is adjusted by a key to save time and convenience

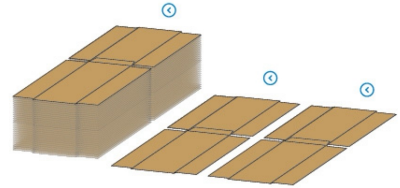


Correction Unit

- ⊗ The folded carton enters the correction part from the fold, and the upper and lower belts of the correction part can adjust the speed of the upper and lower belts according to the needs of the carton to minimize the deviation of the carton
- ⊗ The correction unit consists of two guide plates A and B. Each guide plate is equipped with a correction wheel. The size of the sealing of the carton can be corrected according to the needs of the carton
- ⊗ The clapper and the baffle are controlled by the computer. The servo speed is fast and the noise is small. The pressure box red tape is controlled by the computer to control the servo. The touch screen operation is fast, the noise is small, and the life is long
- ⊗ A servo correction system is added on the correction unit, and the carton is corrected again to correct the carton after the correction wheel is corrected



- ④ The cardboard is placed on the front and back of the board automatically
- ④ Automatic control of equipment, automatic operation, no manual intervention
- ④ Automatic delivery and manual paper can be converted at will, small batch cardboard can be manually delivered
- ④ Customized automatic discharge device according to customer needs
- ④ Simple adjustment, suitable for A, B, E waves and three-layer, five-layer cardboard stacking, stacking height up to 1650mm



Stitching Unit (Complete Import from Italy)

- ④ The correction block is installed at the intersection of the stitching box and the correction part, and it is used together with the correction part servo correction system
- ④ Install original Italian high-speed swinging stitching head, which is driven by fiber optic drive and computer controlled inlet servo. The stitching speed exceeds 1000 nails/min. The high speed non-stop stitching speed makes the carton convey at a fixed speed. The spacing between the two is directly related. When the stitching model switches to the gluing model, the stitching head will be lifted, and the speed of the stitching unit matches the host machine
- ④ The calibrated carton is fed into the stitching unit by two 80 mm wide flat belts. The two belts can adjust the pressure according to the thickness of the cardboard

Turning boxes unit (optional)

- ④ The Turning boxes unit is made up of a 100mm suction bottom belt and an 80mm wide belt
- ④ The first line is 180 degrees by the abduction, and the third line is completely folded by 180 degrees
- ④ The left and right guide wheels are adjusted according to different positions to make the folding box smoother
- ④ The lower bearing supports the guiding belt to operate correctly

