




NT77



18.4 × 15.2 × 10.2

 E158859
  R50126372
 08001023386

Features

- Super light in weight.
- High sensitivity.
- Switching capacity up to 12A.
- PC board mounting.

Ordering Information

NT77 A S 10 DC12V

1 2 3 4 5

1 Part number: NT77
 2 Contact arrangement: A:1A
 3 Enclosure: S: Wash tight ; NIL: Flux proof

4 Contact current: 10:10A; 12:12A
 5 Coil rated voltage(V): DC:3,5,6,9,12,18,24

Contact Data

Contact Arrangement		1A(SPSTNO)	
Contact Material		AgSnO ₂	
Contact Rating (Resistive)		10A/277VAC,30VDC; 12A/125VAC,250VAC,30VDC	
Max. Switching Power		300W 3000VA	
Max. Switching Voltage		30VDC 277VAC	Max. Switching Current:12A
Contact Resistance		≤100mΩ	Item 4.12 of IEC 61810-7
Operational Life	Electrical	1 × 10 ⁵	Item 4.30 of IEC 61810-7
	Mechanical	1 × 10 ⁷	Item 4.31 of IEC 61810-7

CAUTION: 1.For the intermediate current, it only applies to the room temperature.

Coil Parameter

Dash numbers	Coil voltage VDC		Coil resistance Ω ±10%	Pick-up voltage VDC(max) (75%of rated voltage)	Drop-out voltage VDC(min) (5% of rated voltage)	Coil power W	Operate time ms	Release time ms
	Rated	Max.						
003-450	3	3.3	20	2.25	0.15	0.45	≤8	≤5
005-450	5	5.5	56	3.75	0.25			
006-450	6	6.6	80	4.50	0.30			
009-450	9	9.9	180	6.75	0.45			
012-450	12	13.2	320	9.00	0.60			
018-450	18	19.8	720	13.5	0.90			
024-450	24	26.4	1280	18.0	1.20			

CAUTION: 1.The use of any coil voltage less than the rated coil voltage will compromise the operation of the relay.
 2.Pickup and release voltage are for test purposes only and are not to be used as design criteria.

Characteristics

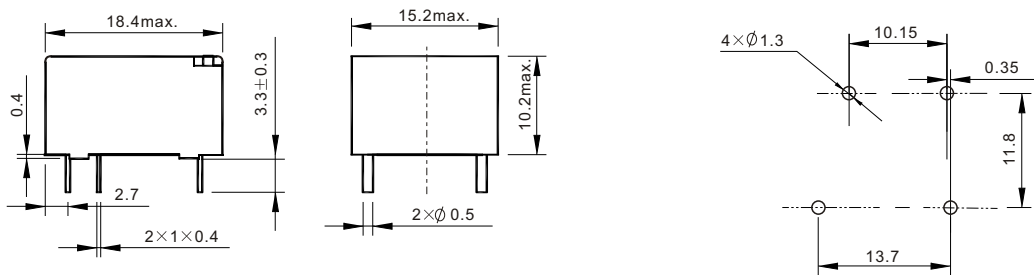
Insulation Resistance	100M Ω min (at 500VDC)	Item 4.11 of IEC 61810-7
Dielectric Strength Between Contacts Between Contact and Coil	50Hz 1000V 50Hz 2500V	Item 4.9 of IEC 61810-7 Item 4.9 of IEC 61810-7
Shock Resistance	98/s ² 11ms	Item 4.26 of IEC 61810-7
Vibration Resistance	10Hz~55Hz Double amplitude 1.5mm	Item 4.28 of IEC 61810-7
Terminals Strength	5N	Item 4.24 of IEC 61810-7
Ambient Temperature	-40 $^{\circ}$ C~85 $^{\circ}$ C	
Relative Humidity	5% to 85%	Item 4.16 of IEC 61810-7
Mass	7g	Item 4.7 of IEC 61810-7

Safety Approvals

Safety approval	UL&CUR	TÜV	CQC
Load	12A/125VAC; 10A/277VAC,30VDC	12A/250VAC,30VDC	12A/250VAC

Dimensions

mm



Dimensions

Mounting (Bottom view)



Wiring diagram
(Bottom view)

CAUTION: In case of no tolerance shown in outline dimension: outline dimension ≤ 1 mm, tolerance should be ± 0.2 mm; outline dimension > 1 mm and ≤ 5 mm, tolerance should be ± 0.3 mm; outline dimension > 5 mm, tolerance should be ± 0.4 mm.

Reference Data

