

NT76



23×16.1×10.2
23.3×16.6×11(1C)



Features
<ul style="list-style-type: none"> ▪ Super light in weight. ▪ High sensitivity. ▪ Switching capacity up to 16A. ▪ PC board mounting.

Ordering Information	
NT76 A S 12VDC 1 2 3 4	
1 Part number: NT76 2 Contact arrangement: A:1A; C:1C 3 Enclosure: S: Wash tight ; Z: Flux proof	4 Coil rated voltage(V): DC:5,6,9,12,18,24,48

Contact Data	
Contact Arrangement	1A(SPSTNO) 1C(SPDT(B-M))
Contact Material	AgSnO ₂
Contact Rating (Resistive)	NO:16A/250VAC, 30VDC; NC:10A/250VAC,30VDC
Max. Switching Power	480W 4000VA
Max. Switching Voltage	30VDC 277VAC Max. Switching Current: 16A
Contact Resistance	≤50mΩ Item 4.12 of IEC 61810-7
Operational Life	Electrical 1×10 ⁵ Item 4.30 of IEC 61810-7
	Mechanical 1×10 ⁷ Item 4.31 of IEC 61810-7

CAUTION: 1.For the intermediate current, it only applies to the room temperature.

Dash numbers	Coil voltage VDC		Coil resistance Ω ±10%	Pick-up voltage VDC(max) (75%of rated voltage)	Drop-out voltage VDC(min) (5% of rated voltage)	Coil power W	Operate time ms	Release time ms
	Rated	Max.						
1A								
005-200	5	6.5	125	3.75	0.25	0.20	≤10	≤5
006-200	6	7.8	180	4.50	0.30			
009-200	9	11.7	405	6.75	0.45			
012-200	12	15.6	720	9.00	0.60			
018-200	18	23.4	1620	13.5	0.90			
024-200	24	31.2	2880	18.0	1.20			
1C								
005-450	5	6.5	56	3.75	0.25	0.45	≤10	≤5
006-450	6	7.8	80	4.50	0.30			
009-450	9	11.7	180	6.75	0.45			
012-450	12	15.6	320	9.00	0.60			
018-450	18	23.4	720	13.5	0.90			
024-450	24	31.2	1280	18.0	1.20			
048-450	48	52.8	5120	38.4	2.40			

CAUTION: 1.The use of any coil voltage less than the rated coil voltage will compromise the operation of the relay.
2.Pickup and release voltage are for test purposes only and are not to be used as design criteria.

Characteristics

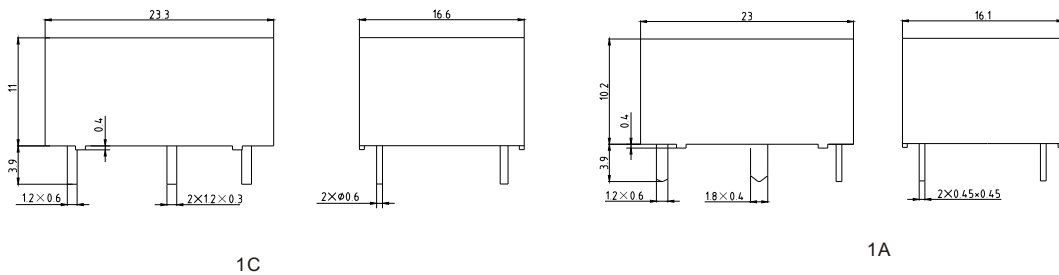
Insulation Resistance	100MΩ min (at 500VDC)	Item 4.11 of IEC 61810-7
Dielectric Strength Between Contacts Between Contact and Coil	50Hz 1000V 1C:50Hz 1500V;1A:50Hz 2500V	Item 4.9 of IEC 61810-7 Item 4.9 of IEC 61810-7
Shock Resistance	98m/s ² 11ms	Item 4.26 of IEC 61810-7
Vibration Resistance	10Hz~55Hz Double amplitude 1.5mm	Item 4.28 of IEC 61810-7
Terminals Strength	10N	Item 4.24 of IEC 61810-7
Ambient Temperature	-40°C~85°C	
Relative Humidity	5% to 85%	Item 4.16 of IEC 61810-7
Mass	10g	Item 4.7 of IEC 61810-7

Safety Approvals

Safety approval	UL&CUR	TUV	CQC
Load	1A: 16A/250VAC; 1C: 10A/250VAC	16A/250VAC,14VDC	16A/250VAC

Dimensions

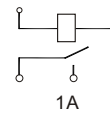
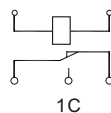
mm



Dimensions



Mounting (Bottom view)



Wiring diagram(Bottom view)

CAUTION: In case of no tolerance shown in outline dimension: outline dimension $\leq 1\text{mm}$, tolerance should be $\pm 0.2\text{mm}$; outline dimension $> 1\text{mm}$ and $\leq 5\text{mm}$, tolerance should be $\pm 0.3\text{mm}$; outline dimension $> 5\text{mm}$, tolerance should be $\pm 0.4\text{mm}$.