












Email: admin@lws-pcm.com Tel: +86 075529407599 Web: http://www.lwspcm.com











Office Add: Room 518, zhanrun international Building, Longguan road, Longhua district, Shenzhen, Guangdong, China.


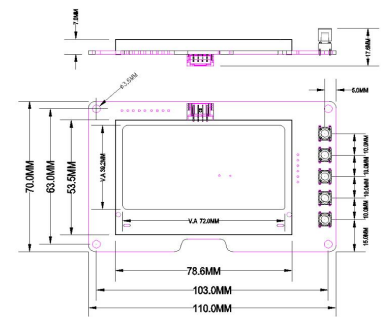






Factory Add: Floor 5, No.6 Building Walden Science park, Garden Continent Town, Boluo County, Huizhou City, Guangdong, China.

**Latest smart BMS for Lithium ion/ LiFepo4/Li-polymer/Lithium titanate (LTO) battery pack**

No.	Model	Reference Image	Max charge current (adjustable)	Max discharge current (adjustable)	Over current (adjustable)	size mm (L*W*T)	Balance active /passive
1	LWS-21S80A-897 CAN/Bluetooth/RS485		80A	80A	240A±40A	136x67x20	passive
2	LWS-16S300A-915 CAN/Bluetooth/RS485 LCD display screen With Heater function Support inverter using Support battery pack in parallel		300A	300A	300-500A	300*100*42.6	Active
3	LWS-16S200A-877 RS485/CAN/Bluetooth LCD Screen/Heater		200A	200A	250-500A	300x110x38	passive
4	LWS-16S200A-809 CAN/Bluetooth/RS485 LCD display screen		100A	100A	250-500A	255*95*22	passive
5	LWS-16S100A-791 CAN/RS485/Bluetooth		100A	100A	250-500A	300*100*40	passive
6	LWS-16S50A-834 RS485 /ON/OFFSwitch		50	50	60±10A	125x65x15	passive
7	LWS-15S50A-719 With RS485 Communication use for energy storage		50A	50A	150±30A	300*90*25	passive
8	LWS-15S50A-720 With RS485/RS232 use for energy storage		50A	50A	150±30A	60*33*10	passive
9	LWS-15S120A-627 RS232		180A	180A	Charge:60±10A Discharge:250±50A	188*65*9	passive
10	LWS-S3-14S300A RS485/GPS		300A	300A	800±10A	178x100x15	passive
11	LWS-13S-80A-870 cAN/Bluetooth/RS485 ON/OFF Switch		80A	80A	240A±40A	120x65x17.7	passive

12	LWS-10S20A-413 I2c		20A	20A	60±10A	60.2x50x7.1	passive
13	LWS-7S20A-608 With SMBUSE communication		15A	15A	45±10A	120*42*7	No
14	LWS-S2-6S50A RS485/Bluetooth		50A	50A	150±30A	132x58x15	passive
15	LWS-6S30A-405 HDQ/SMBUS		35A	35A	70±5A	120*50*8	passive
16	LWS-5S10A-317 RS232		10A	10A	40±2A	51.5*17*2.6	No
17	LWS-4S200A-575V0 With Sumbus		50A	50A	150±30A	100*60*10	passive
18	LWS-4S200A-774 Bluetooth		150A	150A	450±50A	193*110*15	passive
19	LWS-4S100A-900 Bluetooth/RS485 With Heater function		100A	100A	250-500A	165x95x15	passive
20	LWS-4S150A-873 RS485/Bluetooth		150A	150A	450±50A	180x90x15	passive
21	LWS-4S100A-861 RS485/Bluetooth ON/OFF Switch		100A	100A	250-500A	180x80x15	passive
22	LWS-4S30A-912 Bluetooth/ ON/OFF Switch		30A	30A	90±5A	90x60x10	passive
23	LWS-4S30A-371 With SMBUS		30A	30A	Charge: 50A Discharge:80 A	88*77*8	passive
24	LWS-4S20A-365 With SMBUSE		15A	15A	60±5A	36*36*2.5	passive
25	LWS-4S10A-696 With SMBUS		2A	5A	10A±1A	73*20*9.2	No

26	LWS-4S5A-390 With SMBUSE		5A	5A	10A±2A	50*16*2.5	No
27	LWS-4S15A-469V1 With SMBUSE Communication		10A	10A	30±5A	70*17.7*2.5	No
28	LWS-3S5A-660V2		5A	5A	7A	50*16*2.5	No
29	LWS- 1S3A-221 HDQ/BQ27000		3A	3A	1.8±0.5A	40*20*2	No
30	LWS-4S2A-887 Charge Management power Module Type-C charging port 2S~5S		2A	2A	10A±1A	37x37x10	No
31	LWS-3S4A-511 With charge management		1A	3A	15±1A	45*40*6	No
32	LWS-4S-BL-846 active balancer		2A	2A		50x43.6x7.4	Active
33	LWS-8S-BL-844 active balancer		2A	2A		105x50.5x8.5	Active
34	LWS-BL-16S active balancer		2A	2A		160x110x15.2	Active
35	LWS-LCD-001 LCD data Display Small size Touch Screen	<p>Size:L74.4*W43.7*T13mm(整体尺寸) Size:L61.3*W43.7*T5.5mm (显示屏尺寸)</p> 	Support communication RS485 RS232 SMBUS I2C Show the voltage, current, temperature, remaining power Single colors			74.4*43.7* 13	No

36	LWS-LCD-002 LCD data Display Large size			110*70* 17.6	No
37	RS485 to USB Communication Module	<p><b>Affordable Options</b></p> 	<p><b>Premium Options</b></p> 		
38	Bluetooth Communication Module		LWS-Customzied.		
39	LWS-DC-DC-703		output current: <4A Step down module	80*30*23	No
40	LWS- 1S5A- 168-R01		Step-down power module Support 4-36v (input volt) Support 1.25-36v (output volt) Support output current 3A	54*24*14.5	No
41	LWS-LED002AB can do 2S- 16S		Display board (Battery indicator)	35.9*25.9*2.7	No

**Buyer Noted:**

1. With us your business in safe, your money in Safe
2. Import component: protection Ic, capacitor, Resistor, Mosfets...etc from Japan, korea, America...etc
3. Our Advantages: after sales services, fast delivery, OEM/ ODM, customized Design.
4. packing: Neutral packing
5. Terms of payment: EXW ( L/c, T/T, paypal, Alipay)
6. The quality warranty time: 12 months
7. Shipping: By EXpress, By air, By land
8. certification: ROHS, ISO9001:2015, cE

Electric Switch, Temperature Switch, passive Balance, Active Balance, 5v output, NTC and etc., if you need any above accessories, please must to contact our sales first. All items could be customized as your requirements, if without any requests after order placed, we will produce as specification in details page.





















Email: admin@lws-pcm.com Tel:+86 075529407599 Web: http://www.lwspcm.com














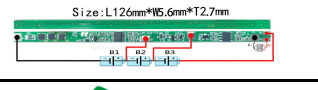




office Add: Room 518, zhanrun international Building, Longguan road, Longhua district, Shenzhen, CN

















Factory Add: Floor 5, No.6 Building Walden Science park, Garden continent Town, Boluo county, Huizhou,CN

**Latest Hardware BMS for Lithium ion/ LiFepo4/Li-Polymer/Lithium titanate (LTO) battery Pack**


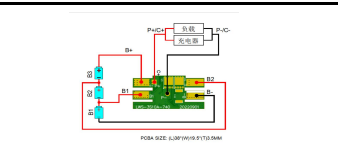






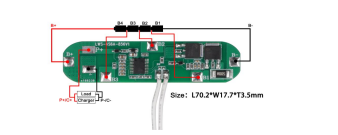




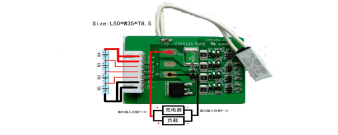

No.	Model	Reference Image	Max charge current adjustabl	Max discharge current (adjustable)	Over current (adjustable)	Size mm (L*W*T)	Balance passive/ Active
1	LWS- 1S1A-D18 With ntc for 18650 cell		1A	1A	3±1A	17.5*17.3*2.5	No
2	LWS-D18-2 With ntc		2A	2A	3±1A	17.5*17.3*2.5	No
3	LWS- 1S2A-235		2A	2A	4±1A	58*3.8*2	No
4	LWS- 1S4A-225		4A	4A	7±9A	16*16*0.6	No
5	LWS- 1S5A-487A for		5A	5A	10±2A	25.5*25.5*2.5	No
6	LWS- 1S5A-487B		5A	5A	10±2A	25.5*25.5*2.5	No
7	LWS- 1S5A- 101V1		5A	5A	10±2A	25.7*25.7*2	No
8	LWS- 1S6A-237V1 For 26650 cell		6A	6A	7±2A	23.5*23.5*3	No
9	LWS- 1S6A-346 For 18650 cell		6A	6A	12±2A	17.5*17.5*.2.3	No
10	LWS- 1S6A-485		6A	6A	10±2A	30*9*2.3	No
11	LWS- 1S10A-359		10A	10A	20±5A	30*9*2.3	No
12	LWS- 1S10A-059 With ntc		10A	10A	20±1A	34*16*2.5	No
13	LWS- 1S12A-359V2		12A	12A	25±5A	30*9*2.3	No

14	LWS- 1S20A-075		20A	20A	40±5A	50*15*3.5	No
15	LWS-2S2A-557		2A	2A	4±1A	14*14*2.5	No
16	LWS-2S3A-094V1		3A	3A	6±1A	17.6*17.3*2.5	No
17	LWS-2S3A- 126V1 With ntc		3A	3A	5±1A	32.5*15.5*2	No
18	LWS-2S3A- 134		3A	3A	5±1A	40*5*2	No
19	LWS-2S3A- 192V1		3A	3A	6±2A	16*10*2.5	No
20	LWS-2S4A- 153 With ntc		4A	4A	10±2A	49*6.5*2	No
21	LWS-2S4A-224		6A	6A	13±3A	35*8*2.5	No
22	LWS-2S5A-378 With NTC		5A	5A	15±3A	30*9*2.2	No
23	LWS-2S5A-083		5A	5A	15±3A	40*9.9*3.5	No
24	LWS-2S5A-461		5A	5A	15±3A	50*8*3	passive
25	LWS-2S5A- 107V3		5A	5A	15±3A	46*13*2.5	passive
27	LWS-2S5A-557		5A	5A	15±5A	14*14*2.5	No
28	LWS-2S5A-672		5A	5A	15±5A	65*35*5	No
29	LWS-2S6A-311 With ntc		6A	6A	18±3A	50*9.2*2	No
30	LWS-2S6A-387 With ntc		6A	6A	18±3A	28*8*1.9	No
31	LWS-2S6A-262		6A	6A	15±3A	44*20*2.5	No

32	LWS-2S8A-014V1		8A	8A	5.5±1A	33.6*16*2.5	No
33	LWS-2S8A-504		8A	8A	18±5A	35*16.8*2.5	No
34	LWS-2S10A-418 Different port		2A	15A	80±20A	50*20*4	No
35	LWS-2S10A-428 With ntc		10A	10A	30±5A	48*8*2	No
37	LWS-2S12A-021V1		12A	12A	25±1A	28*14*2.5	No
38	LWS-2S12A-123V2		12A	12A	19±3A	48*9*2.5	No
39	LWS-2S15A-067		15A	15A	30±5A	50*32*3	No
40	LWS-2S15A-380		20A	20A	40±5A	55*20*2.8	passive
41	LWS-3S7A-759		7A	7A	14±2A	53X17X3.3	No
42	LWS-3S1A-209		1A	1A	4±1A	14*14*4	No
43	LWS-3S2A-290		2A	2A	4±1A	30*8.5*3	No
44	LWS-3S3A-017		3A	3A	10±2A	50*10*3	No
45	LWS-3S3A-752		3A	3A	7A-9A	126*5.6*2.7	No
46	LWS-3S3A-206		3A	3A	5±1A	38*17*3	No
47	LWS-3S3A-211V1		3A	3A	15±5A	30*12*3	No
48	LWS-3S3A-540		3A	3A	13±3A	195*6*3	No
49	LWS-3S3A-618		3A	3A	5±1A	188*33*6.5	No
50	LWS-3S4A-086		4A	4A	6±1A	33*29.8*3.5	No
















51	LWS-3S4A-093		4A	4A	7.5±1A	33*29.8*3.5	No
52	LWS-3S4A-184		4A	4A	6±1A	50*16*2.75	No
53	LWS-3S4A-223		4A	4A	10±2A	32*15*3	No
54	LWS-3S4A-558		4A	4A	10±2A	53*17*4	No
55	LWS-3S4A-670		4A	4A	10±2A	50*12*2.6	No
56	LWS-3S4A-535V1		2A	4A	5±1A	195*10*2.5	No
57	LWS-3S3A-540		3A	3A	13±3A	195*6*3	No
58	LWS-3S4A-421		4A	4A	6±1A	17.5*17.5*4	No
59	LWS-3S5A-633		3A	5A	10±3A	50*16*3.5	No
60	LWS-3S5A-531		5A	5A	10±2A	37*35*1	No
61	LWS-3S7A-399V1		7A	7A	14±2A	196*10*3.5	No
62	LWS-3S7A-646		7A	7A	20±5A	70*20*3	No
63	LWS-3S7A-240		10A	10A	40±5A	50*16*3	No
64	LWS-3S7A-333		7A	7A	14±2A	53*17*2.5	No
65	LWS-3S7A-750		7A	7A	15±3A	53*17*3	No
66	LWS-3S8A-526		3A	7A	20±5A	52*30*1.2	No













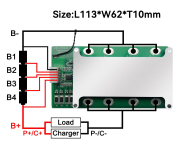





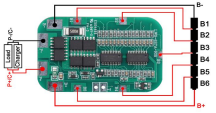


67	LWS-3S8A-330		7A	7A	charge:10±2 A Discharge:20 ±2A	60*45*3.6	No
68	LWS-3S10A-740		10A	10A	30±8A	38*19.5*3.5	passive
69	LWS-3S10A-742		10A	10A	20±5A	55*17*3.4	No
70	LWS-3S10A-356V1		10A	10A	20±5A	55*17*3.4	NO
71	LWS-3S10A-711		10A	10A	20±2A	40*30*7	passive
72	LWS-3S10A-426		1A	8A	20±5A	52*15*7	No
73	LWS-3S12A-265V2		10A	10A	20±5A	45*13*3	No
74	LWS-3S25A-743 With NTC		25A	25A	Level 1 <sup>st</sup> : 50±5A Level 2 <sup>nd</sup> : 100±10A	50*30*3.5	passive
75	LWS-4S6A-856V1		6A	6A	12±2A	70.2x17.7x3.5	No
76	LWS-4S3A-492		3A	3A	8±2A	45*13*3	passive
77	LWS-4S3A-480		3A	3A	15±5A	66*38*8	passive
78	LWS-4S5A-229 With led display		2A	2A	4±1A	40*25*2.5	passive
79	LWS-4S5A-228- LED-RO1		5A	5A	15±5A	40*40*2.5	NO
80	LWS-4S5A-228V4		5A	5A	15A±3A	50*35*8.5	No
81	LWS-4S7A-030V2		7A	7A	14±2A	53.4x21x2.6	passive

















82	LWS-4S5A-324		5A	5A	15A±2A	50*16*3.5	No
83	LWS-4S7A-249		8A	8A	20±5A	44*12*2.7	No
84	LWS-4S7A-01V1		8A	8A	20±5A	50*16*2.8	No
85	LWS-4S7A-339		7A	7A	13±2A	52.2*24*5	No
86	LWS-4S7A-060		7A	7A	20±5A	40*25*2.8	passive
87	LWS-4S7A-745		7A	7A	20±5A	71*17*3.4	No
88	LWS-4S10A-794		10A	10A	30±5A	50X16X3.6	No
89	LWS-4S10A-451		12A	12A	20±5A	50*16*3.5	No
90	LWS-4S8A-009		8A	8A	20±5A	47.4*13*4	No
91	LWS-4S8A-095		8A	8A	20±5A	26*26*4	No
92	LWS-4S8A-488		8A	8A	20±5A	36.1*36.1*2.4	No
93	LWS-4S10A-246		3A	10A	20±3A	60*45.6*7	No
94	LWS-4S10A-282		10A	10A	80±5A	56*28*2.8	No
95	LWS-4S10A-438		15A	15A	30±5A	60*30*4	passive
96	LWS-4S10A-727		10A	10A	20-30A	69*58*3.7	passive
















97	LWS-4S10A-731		15A	15A	charge:15±5A Discharge:30±5A	50*22.2*3.5	passive
98	LWS-4S12A-731-R02 With connector		12A	12A	30±10A	50*27*3.6	passive
99	LWS-4S10A-727		10A	10A	25±5A	69*58*3.65	No
100	LWS-4S10A-920		10A	10A	20±5A	285x10.1x2.1	No
101	LWS-4S12A-610		12A	12A	25±5A	64.6x30x2.4	passive
102	LWS-4S12A-651		12A	12A	40±10A	100*16*3.5	No
103	LWS-4S12A-724	 SIZE: (L)130mm*(W)30mm*(T)3.7MM	12A	12A	25±10A	130*30*3.7	No
104	LWS-4S15A-180-R02		15A	15A	50±3A	77*32*9.6	passive
105	LWS-4S15A-450		15A	15A	50±10A	55*25*5	passive
106	LWS-4S20A-454		20A	20A	60±10A	67*34*6.5	passive
107	LWS-4S20A-195		20A	20A	50±10A	40*40*3	No
108	LWS-4S20A-298		20A	20A	80±10A	51.8*24*3	passive
109	LWS-4S20A-068		30A	30A	100±30A	90*55*13	passive
110	LWS-4S20A-434V1 motorcycle start-up batteries		30A	30A	120A plus	63*54*9	passive
111	LWS-4S25A-732-R06		25A	25A	50±8A	50*30*3.6	passive















112	LWS-4S30A-749		30A	30A	100±30A	130*30*3.7	passive
113	LWS-4S30A-797		30A	30A	100A±30A	90.2*45.7*3.7	passive
114	LWS-4S30A-058		35A	35A	80±5A	60*60*8	passive
115	LWS-4S35A-162-R01		35A	35A	90±5A	116*32*6.5	passive
116	LWS-4S40A-231		10A	40A	100±20A	76*60*8	passive
117	LWS-4S60A-124		60A	60A	100±20A	135*90*8.5	passive
118	LWS-4S80A-125		80A	80A	200±10A	135*90*8.5	passive
119	LWS-4S100A-V6 Motorcycle Start-up BMS		peak current100A	peak current100A		100.4*65.7*17	passive
120	LWS-4S100A-616		100A	100A	250-500A	100*65*10	passive
121	LWS-4S100A-707A		100A	100A	250-500A	144*85*18	passive
122	LWS-4S100A-707B		100A	100A	250-500A	165*85*18	passive
123	LWS-4S100A-781		100A	100A	250-500A	145*85*14.5	passive
124	LWS-4S160A-577	 Size:L113*W62*T10mm	100A	100A	300±50A	113*62*10	passive
125	LWS-4S200A-774		150A	150A	450±50A	193*110*15	passive
126	LWS-4S300A-592		300A	300A	500-1000A	220*90*13	passive







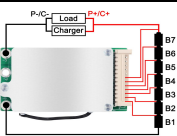








127	LWS-4S300A-579		300A	300A	800±10A	183*62*10	passive
128	LWS-4S300A-620		300A	300A	500- 1000A	220*90*13	passive
129	LWS-5S3A-266		3A	3A	10±2A	150*9.5*3	No
130	LWS-5S5A-693 LTO BMS		5A	5A	8±2A	60*30*7	No
131	LWS-5S7A-089		7A	7A	20±1A	86*16*3	No
132	LWS-5S7A-507		7A	7A	20±1A	59*17*4	No
133	LWS-5S10A-208		10A	10A	35±2A	60*18*4	No
134	LWS-5S10A-317		10A	10A	40±2A	51.5*17*2.6	No
135	LWS-5S10A-326		15A	15A	50±3A	50*30*4	No
136	LWS-5S15A-322		15A	15A	25±5A	60*48.7*7.5	passive
137	LWS-5S40A-800		40A	40A	120±30A	88*60*4	passive
138	LWS-6S7A-905		7A	7A	15±3A	50X32X2.9	No
139	LWS-6S4A-341		4A	4A	8±1A	120*20*2.5	No
140	LWS-6S10A-728		10A	10A	20-30A	69*58*3.7	passive

141	LWS-6S10A-453		10A	10A	20±5A	50*25*6	No
142	LWS-6S10A-538		10A	10A	25±5A	76*50*2.5	No
143	LWS-6S15A-684		15A	15A	25±5A	54.5*35.7*4	No
144	LWS-6S15A-573		10A	15A	33±5A	49*30*4	No
145	LWS-6S20A-729		20A	20A	50±10A	79*69*3.6	passive
146	LWS-6S25A-503		25A	25A	100±20A	195*27*4	No
147	LWS-6S30A-383		30A	30A	100±10A	90*60*4.5	No
148	LWS-7S5A- 181		5A	5A	15±3A	50*40*6	passive
149	LWS-7S7A-543		8A	8A	40±5A	120*17*3.6	No
150	LWS-7S10A-891		10A	10A	30±5A	110X65X4	passive
151	LWS-7S10A-580V1		10A	10A	15±2A 30±2A	58*46*7	passive
152	LWS-7S10A- 119		10A	10A	30±2A	65*35*7.5	passive
153	LWS-7S15A-281		5A	15A	30±2A	61*55.5*7.25	passive
154	LWS-7S15A-415		15A	15A	60±10A	60*25*7	No



155	LWS-7S40A-630V4		40A	40A	charge:60±5 A Discharge:15 0±50A	152*76.5*12	passive
156	LWS-8S8A-502		8A	8A	33±5A	138x17.7x3	No
157	LWS-8S10A-473		10A	10A	50±10A	61*50*8.6	passive
158	LWS-8S15A-799		15A	15A	45±5A	90*37*9.2	passive
159	LWS-8S30A-916		30A	30A	90±5A	100x64x8.6	passive
160	LWS-8S10A-047		15A	15A	45±3A	65*40*7.5	passive
161	LWS-8S15A-348		15A	15A	45±5A	80*35*6.5	passive
162	LWS-8S20A-348V1 Two port		5A	20A	50±10A	80*35*6.5	passive
163	LWS-8S30A-681		30A	30A	50- 100A	140*40*7	passive
164	LWS-8S35A-596 Two port		5A	35A	50±10A	148*37.5*6	No
165	LWS-8S120A-668A		150A	150A	2000±100A	220*100*13	passive
166	LWS-8S120A-668B		120A	120A	600±100A		passive
167	LWS- 10S15A-777 ON/OFF Switch		15A	15A	45±10A	62.5*34*9.5	passive
168	LWS-10S20A-882 ON/OFF Switch		20A	20A	60±10A	66X37X10.6	passive
169	LWS- 10S15A-764		15A	15A	45±10A	50*50*8	No

170	LWS- 13S25A-818 ON/OFF Switch		25A	25A	65±10A	70*34*9.2	No
171	LWS-10S20A-051		20A	20A	60±10A	100X60X12.4	passive
172	LWS-1020A-854		20A	20A	60±10A	260X35X4	NO
173	LWS-10S40A-914		10A	40A	120±20A	120X35X8.8	passive
174	LWS-10S15A-946		5A	15A	80±10A	55*36.3*8.5	No
175	LWS- 10S10A-218v1 With 5v output		10A	10A	50±5A	88*34*7.5	passive
176	LWS- 10S15A-255 With electronic switch With 5v output		5A	15A	80±10A	60*35*16	No
177	LWS- 10S15A-214A		15A	15A	50±10A	65*65*7.5	No
178	LWS- 10S15A-343		5A	10A	80±5A	60*25*6	No
179	LWS- 10S15A-747		5A	15A	45±5A	34*34*9	No
180	LWS- 10S15A-611V1		15A	15A	65±5A	60*32.5*9.5	passive
181	LWS- 10S20A-332		10A	10A	50±5A	51*50*7.5	passive
182	LWS- 10S35A-409		35A	35A	140±30A	80*60*10.5	No
183	LWS- 10S60A-497 With 弱电开关		60A	10A	40±10A	145*70*8	passive

184	LWS- 10S100A-477		100A	100A	400A	128*70*16.5	passive
185	LWS- 10S200A-321		40A	40A	400 pulse	132*90*13	passive
186	LWS- 10S200A-493 For small car starting batteries		60A	60A	500A-800A (5 seconds)	133*90*12.3	passive
187	LWS- 10S400A-446 For trucks starting		100A	100A	1000A-1500A (5 seconds)	220*90*12.3	passive
188	LWS- 12S5A-565V2		5A	5A	25±2A	107*34*4	No
189	LWS-12S50A-899		50A	50A	150±30A	120x35x18	passive
190	LWS-13S30A-824		20A	20A	100±20A	62x32x11	passive
191	LWS-13S30A-708-R03 With 5V Output ON/OFF Switch		5	30A	90±5A	80.4x62x8.9	passive
192	LWS- 13S15A-072V1		15A	15A	80±10A	80*60*10.5	passive
193	LWS- 13S15A-340		15A	15A	80±10A	60*33*10	No
194	LWS- 13S20A-268 With electronic switch, with 5V output		5A	20A	80±5A	83*60*13	No
195	LWS- 15S30A-560		10A	30A	100±30A	130*19*6	No
196	LWS- 15S15A-789		20A	20A	80±20A	67*37*10	passive
197	LWS- 15S20A-328		20A	20A	60±5A	96*35*7	passive
198	LWS- 15S300A-406		300A	300A	800±100A	174*157*13	passive

199	LWS- 16S20A-217V1		5A	20A	100±20A	98*60*9.8	passive
200	LWS- 16S40A-830 ON/OFF Switch		40A	40A	120A±30A	80*60*11	passive
201	LWS- 16S40A-476		40A	40A	120±20A	120*63*10	passive
202	LWS-16S100A-680 LED output cables ON/OFF Switch		100A	100A	300±50A	183.7X156.8X11.	5 passive
203	LWS- 16S200A-631		200A	200A	800±100A	175*117*17	passive
204	LWS- 17S40A-490		40A	40A	120±20A	143.6*84.3*10.3	passive
205	LWS-20S30A-375		50A	50A	150±30A	120*63*10	passive
206	LWS-20S300A-482		300A/4S 220A/20S	300A/4S 220A/20S	600A- 1000A	175*116.5*18	passive
207	LWS-20S200A-533		200A	200A	600-800A	219*91*10	passive
208	LWS-21S200A-778		200A	200A	250-500A	238*100*11.5	passive
209	LWS-24S100A-444		60A	130A	500±20A	125*63*10	passive
210	LWS-24S30A-748		30A	30A	100±30A	120*63*9.5	passive
211	LWS-24S100A-445		100A	100A	600±20A	125*65*10	passive
212	LWS-28S200A-521 With electronic switch		200A	200A	800±50A	200*100*10	passive
213	LWS-30S80A-430 With On/off Switch		40A	40A	250±10A	110*65*20	passive

214	LWS-30S170A-308		30A	170A	250±10A	270*115*13.4	passive
215	LWS-35S170A-422		170A	170A	600±20A	174*157*13	passive
216	LWS-35S320A-353		350A	350A	600±20A	279*200*38	passive
217	LWS-36S2pA v1.0 LL-3523		6A	6A	20±5A	392X59X5	passive
218	LWS- 1S5A- 168-R01		Step-down power module Support 4-36v (input volt) Support 1.25-36v (output volt) Support output current 3A			54*24*14.5	No
219	LWS-DcDc-703		Output current: <4A Step down module			80*30*23	No
220	LWS-LED002AB Support 2S~16S		Display board (Battery indicator)			35.9*25.9*2.7	No
221	cell charger with USB output	Application cell: 26650 / 18650 / 1850 / 18350 / 18350 / 18350 / 17650 / 17650 / 16340/ 14500 / 10440 and so on lithium and AA/AAA Ni-MH battery					
222	18650 Battery case	1Sp 2S1p 3S1p 4S1p					

**Buyer Noted:**

1. With us your business in safe, your money in safe
2. Import component: protection Ic, capacitor, Resistor, Mosfets...etc from Japan, Korea, America...etc
3. Our Advantages: after sales services, fast delivery, OEM/ ODM, customized Design.
4. packing: Neutral packing
5. Terms of payment: EXW ( L/c, T/T, paypal, Alipay)
6. The quality warranty time: 12 months
7. Shipping: By EXpress, By air, By land
8. certification: ROHS, ISO9001:2015, cE

Electric Switch, Temperature Switch, passive Balance, Active Balance, 5v output, NTC and etc., if you need any above accessories, please must to contact our sales first. All items could be customized as your requirements, if without any requests after order placed, we will produce as specification in details page.



Email: admin@lws-pcm.com    Tel:+86 075529407599    Web: http://www.lwspcm.com

Office Add: Room 518, zhanrun international Building, Longguan road, Longhua district, shenzhen, 518109, china.  
Factory Add: Floor 5, No.6 Building Walden science park, Garden continent Town, Boluo county, Huizhou city, 516123, china.



153.6Wh  
150W

288Wh  
300W

Power Station  
LiFePO4 Battery

672Wh  
700W

1008Wh  
1200W

Grade A Cells

Long-life Cycles

established in 2013

Multi Plugs Optional

25000mAh  
24V

LiFepo4 series energy storage power supply:

- 150W
- 300W
- 700W
- 1200W
- 2200W

Sure, We could offer battery pack assembly services  
Support OEM/ODM , please ask our sales for more details.