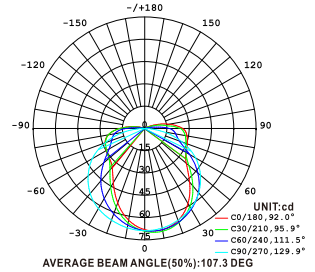
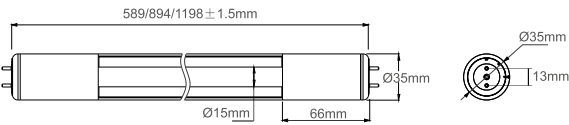


SELF-RECTIFYING UVC TUBE LIGHT MANUAL

U18-03/04 Ultraviolet Purification Tube



Product Features:

Self-rectifying: works after power is connected. Power connection with conventional G13 Bi Pin base for convenient installation, easy operation and strong commonality. Special surface treatments adopted to greatly improve the reflection efficiency. The radiation intensity within the irradiation area of the UVC lamp reaches more than 1.5 times.

Model No.	Lamps (Watts)	Voltage	Wave Langrth	Lamps Base	Dimension	Operating Temp	Rated Lamp Life (Hours)
U18-20W-03	20W	100-120V	254nm	G13	Ø35*589mm	-10 ~ 40°C	6000H
U18-20W-04	20W	220-240V	254nm	G13	Ø35*589mm	-10 ~ 40°C	6000H
U18-30W-03	30W	100-120V	254nm	G13	Ø35*894mm	-10 ~ 40°C	6000H
U18-30W-04	30W	220-240V	254nm	G13	Ø35*894mm	-10 ~ 40°C	6000H
U18-40W-03	40W	100-120V	254nm	G13	Ø35*1198mm	-10 ~ 40°C	6000H
U18-40W-04	40W	220-240V	254nm	G13	Ø35*1198mm	-10 ~ 40°C	6000H

Working Mode

Light on when power is on

Principle and purification Factor

Ultraviolet wavelength: 254nm
 purification principle: Using the C-band ultraviolet light emitted by the ultraviolet tube to destroy the DNA and RNA structure of bacteria and virus for purification.

Applications:

The product is suitable for purification of indoor places such as medical institutions, schools, offices, commercial places, food industry, pharmaceutical industry and household use. It can also be used in internal places of ventilation system, exhaust system and other equipment that are without people or animals present.

Precautions for Use

1. Only professional maintenance is allowed, so as not to damage the precision electronic components.
2. If the ambient temperature is under 0℃, the purification effect will be decreased.
3. It is not allowed to have any obstructions in front and block the tube light when the lamp is on, otherwise the sterilization will be ineffective. Ultraviolet light can only penetrate the quartz glass, and other objects are difficult to penetrate.

Trouble Shooting

No.	Failure Analysis	Solution
1	UVC light can not be turned on	Confirm whether it connect to the main power; whether the installation meets the requirements
2	UVC light can not be turned on	Please send it back for repair

Warning

1. UVC is harmful to human body or animals, please do not expose directly to skin and eyes. Please leave the purification area immediately once the lighting buzzing.
2. If you have any slightly uncomfortable feelings by being irradiated, please leave the UVC light source as soon as possible.
3. In severe cases such as headache, dizziness, increased body temperature, eye irritation, or decreased vision, skin redness, itching, swelling, etc. Please consult the doctors immediately.



Additional Notes

1. The product cannot be used for lighting purposes.
2. The product can only be used for the purification of the object surface and air, can not be used for the purification of the surface of human body. During the use of the product, the surface of UVC purification tube should be kept clean. If there is dust or oil on the tube surface, please wipe it in time. It is recommended to wipe it with a damp cloth and then dry it. Do not rinse it with water.
3. When you use the product for indoor air purification, please close the doors and windows and keep the room clean and dry, and reduce dust and moisture. If the room temperature is lower than 0 degree or higher than 35 degrees, it is not recommended for use. Please open the doors and windows for 10 minutes to ventilate after purification.
4. If there are paintings, plants, utensils, and other ultraviolet sensitive items in the room, they should be covered when using this product to purify the surface of objects.
5. Irreversible damage will occur to the objects that are not resistant to ultraviolet rays by long time UVC irradiation, and the objects might have chemical changes phenomenon. If the surface of the white objects are exposed, the irradiation will change the objects color. Plastic items that are not UV resistant will become brittle.
6. After purification, please put away the product to avoid accidental light on and accidental injury.
7. If the UV purification tube is accidentally broken, the place should be ventilated in time and please wear gloves to clean or clean up with a mercury vacuum cleaner or with other suitable means that avoids generating dust and mercury vapor. Do not use an ordinary/standard vacuum cleaner.
8. After handling broken tubes, please remove protective clothing and thoroughly wash hands before eating, smoking, or using toilet facilities.

Warranty

Within 1 year after the purchase date, you can get free warranty service if the defective caused by the manufacturing process, technology, and components. The free service cannot be obtained under the following circumstances:

1. Beyond the effective service or free maintenance period.
2. Man-made damage caused by improper use, such as improper installation, use not in accordance with the instructions, incorrect use, etc. Damage caused by transportation or other accidents. Other damages caused by force majeure (such as natural disaster, abnormal voltage, etc.).
3. The normal product aging, wearing, etc., which does not affect the normal use of the product.
4. Other failure and damages caused by non-product design, technology, manufacturing, quality and such problems.

Installation Diagram

Fig1

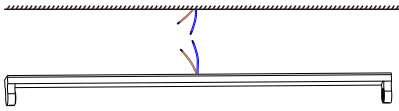


Fig3


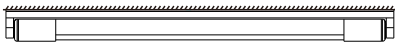


Fig5



Wiring Diagram:




Fig2

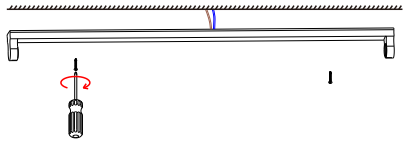


Fig4




Fig6

