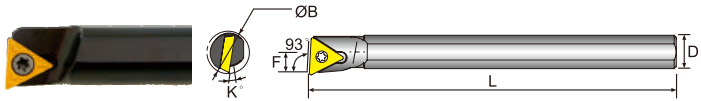
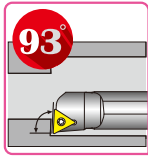


STUP Boring Bar Right Hand Show

New Specification Arrival



Shank	Model No	Stock		Min. Bore Dia.		D	F	K*	L	Insert	Screw	Wrench	Price
		R	L	ØB	ØB								
S	S08K-STUBR/L06-08	●	●	8	8	4	12	125	TB□□ 0601□□	CS20	T-6		
	S08K-STUBR/L06-09	●		9	8	4.5	15	125					
	S08K-STUPR/L08-10	●	●	10	8	5.5	10	125	TP□□ 0802□□	CS22	T-7		
	S08K-STUPR/L09-10	●	●	10	8	5.5	10	125		CS25048			
	S10K-STUPR/L09-12	●	●	12	10	6	8	125	TP□□ 0902□□	CS25	T-8		
	S12M-STUPR/L09-14	●	●	14	12	7	5	150					
	S10K-STUPR/L11-12	●	●	12	10	6	8	125					
	S12M-STUPR/L11-14	●	●	14	12	7	7	150					
	S14M-STUPR/L11-16	●	●	16	14	8.5	6	150					
	S16Q-STUPR/L11-18	●	●	18	16	9	4	180	TP□□ 1103□□	CS30	T-10		
	S18Q-STUPR/L11-20	●	●	20	18	10	4	180					
	S20R-STUPR/L11-22	●	●	22	20	11	2	200					
	S25R-STUPR/L11-28	●	●	28	25	14	5	200					
	S20R-STUPR/L1604-22	●	●	22	20	11	3	200	TP□□ 1604□□				
	S25R-STUPR/L1604	●	●	32	25	16	2	200		CS35	T-15		
S20R-STUPR/L1603-22		●	22	20	11	3	200	TP□□ 1603□□					
S25R-STUPR/L1603			32	25	16	2	200						
A	A08K-STUPR/L09-10	●	●	10	8	5.5	10	125		CS25048			
	A10K-STUPR/L09-12	●		12	10	6	8	125	TP□□ 0902□□	CS25	T-8		
	A12M-STUPR/L09-14	●	●	14	12	7	5	150					
	A12M-STUPR/L11-14	●	●	14	12	7	7	150					
	A16Q-STUPR/L11-18	●	●	18	16	9	4	180	TP□□ 1103□□	CS30	T-10		

※ Continued on next page.

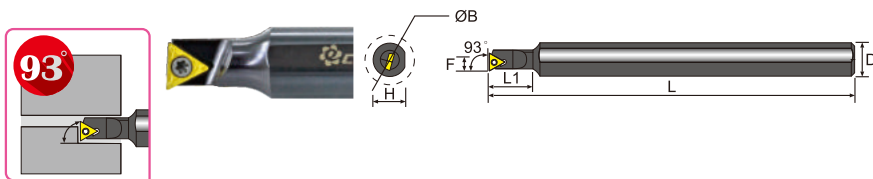
Shank	Model No	Stock		Min. Bore Dia.				L	Insert	Screw	Wrench	Price
		R	L	ØB	D	F	K°					
H	A20R-STUPR/L11-22	●	●	22	20	11	2	200	TP□□ 1103□□	CS30	T-10	
	H08K-STUBR/L06-09	●	●	9.5	8	4.5	15	125	TB□□ 0601□□	CS20	T-6	
	H08K-STUPR/L08-10	●	●	10	8	5.5	10	125	TP□□ 0802□□	CS22	T-7	
	H08K-STUPR/L09-10	●	●	10	8	5.5	10	125	TP□□ 0902□□	CS25048	T-8	
	H10K-STUPR/L09-12	●	●	12	10	6	8	125		CS25		
	H12M-STUPR/L09-14	●	●	14	12	7	5	150	TP□□ 1103□□	CS30	T-10	
	H10K-STUPR/L11-12	●	●	12	10	6	8	125				
	H12M-STUPR/L11-14	●	●	14	12	7	7	150				
	H16Q-STUPR/L11-18	●		18	16	9	4	180				
	H20R-STUPR/L11-22	●	●	22	20	11	2	200	TP□□ 1604□□	CS35	T-15	
	H25R-STUPR/L11-28	●		28	25	14	2	200				
	H20R-STUPR/L1604-22	●		22	20	11	3	200				
H25R-STUPR/L1604	●		32	25	14	2	200					
-O	H08K-STUPR/L08-10-O	●		10	8	5.5	10	125	TP□□ 0802□□	CS22	T-7	
	H08K-STUPR/L09-10-O	●		10	8	5.5	10	125	TP□□ 0902□□	CS25048	T-8	
	H10K-STUPR/L09-12-O	●		12	10	6	8	125		CS25		
	H12M-STUPR/L09-14-O	●		14	12	7	5	150	TP□□ 1103□□	CS30	T-10	
	H10K-STUPR/L11-12-O	●		12	10	6	8	125				
	H12M-STUPR/L11-14-O	●		14	12	7	7	150				
	H16Q-STUPR/L11-18-O	●		18	16	9	4	180				
	H20R-STUPR/L11-22-O	●		22	20	11	2	200				

※ Continued on next page.

Shank	Model No	Stock		Min. Bore Dia.		F	K°	L	Insert	Screw	Wrench	Price			
		R	L	ØB	D										
C	C08K-STUPR/L08-10	●		10	8	5.5	10	125	TP□□ 0802□□	CS22	T-7				
	C08H-STUPR/L08-10			10	8	5.5	10	100							
	C08K-STUPR/L09-10	●		10	8	5.5	10	125	TP□□ 0902□□	CS25048	T-8				
	C10M-STUPR/L09-12	●		12	10	6	15	150							
	C12Q-STUPR/L09-14	●		14	12	7	15	180	TP□□ 1103□□	CS25	T-10				
	C10M-STUPR/L11-12	●		12	10	6	15	150							
	C10H-STUPR/L11-12			12	10	6	15	100							
	C12Q-STUPR/L11-14	●		14	12	7	10	180							
	C16R-STUPR/L11-18	●		18	16	9	6	200							
	C20S-STUPR/L11-22	●		22	20	11	3	250							
NEW C25T-STUPR11	●		32	25	17	4	300								

●Sleeve refer Page-310~314

STUP Boring Bar Right Hand Show

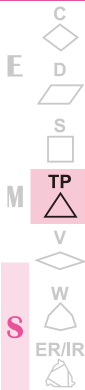


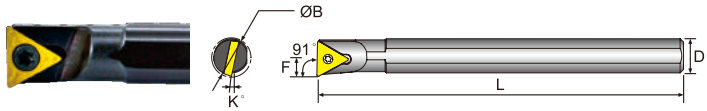
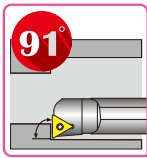
Shank	Model No	Stock		Min. Bore Dia.		F	H	L	L1	Insert	Screw	Wrench	Price
		R	L	ØB	D								
S	S1609J-STUPR/L08-10	●	●	10	16	5	15	110	15	TP□□ 0802□□	CS22	T-7	
	S1610K-STUPR/L11-12	●	●	12	16	6	15	120	15	TP□□ 1103□□	CS30	T-10	
H	H1609J-STUPR/L08-10	●		12	16	5	15	110	15	TP□□ 0802□□	CS22	T-7	
	H1610K-STUPR/L11-12	●		12	16	6	15	120	15	TP□□ 1103□□	CS30	T-10	

●Sleeve refer Page-310~314

Boring Bar / Mini Boring Bar

G
BORING
BAR



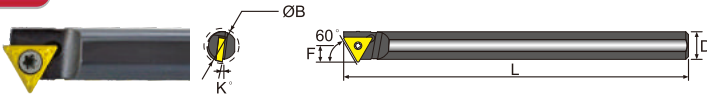
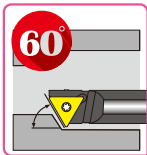
STFP Boring Bar
 Right Hand Show


Shank	Model No	Stock		Min. Bore Dia. ØB	D	F	K°	L	Insert	Screw	Wrench	Price
		R	L									
S	S10K-STFPR/L09-12	●	●	12	10	6	8	125	TP□□ 0902□□	CS25	T-8	
	S10K-STFPR/L11-12	●	●	12	10	6	7	125	TP□□ 1103□□	CS30	T-10	
	S12M-STFPR/L11-14	●	●	14	12	7	6	150				
	S16Q-STFPR/L11-18	●	●	18	16	9	4	180				
	S20R-STFPR/L11-22	●	●	22	20	11	4	200				
C	C08K-STFPR/L09-10	●		10	8	5	8	125	TP□□ 0902□□	CS25048	T-8	
	C10M-STFPR/L11-12	●		12	10	6	9	150	TP□□ 1103□□	CS30	T-10	
	C12Q-STFPR/L11-14	●		14	12	7	8	180				

●Sleeve refer Page-310~314

Boring Bar

STWP Mini Boring Bar
 Right Hand Show

 **New Specification Arrival**


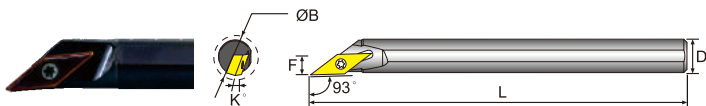
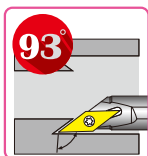
Shank	Model No	Stock		Min. Bore Dia. ØB	D	F	K°	L	Insert	Screw	Wrench	Price
		R	L									
S	S08K-STWPR/L09	●	●	11	8	6.5	6	125	TP□□ 0902□□	CS25048	T-8	
	NEW S10K-STWPR09	●	●	12	10	6.5	6	125	TP□□ 1103□□	CS30	T-10	
	S10K-STWPR/L11	●	●	13	10	7.5	7	125				
	S12M-STWPR/L11	●	●	16	12	9	9	150				
	S16Q-STWPR/L11	●	●	21	16	12	6	180				
	S20R-STWPR/L11	●	●	24	20	13	3	200				

●Sleeve refer Page-310~314

G
 BORING BAR

 C
 D
 E
 S
 TP
 M
 V
 W
 S
 ER/IR

SVJB Boring Bar
Right Hand Show



Shank	Model No	Stock		Min. Bore Dia.				L	Insert	Screw	Wrench	Price
		R	L	ØB	D	F	K°					
S	S10K-SVJBR/L11	●	●	12	10	6	10	125	VB□□ 1103□□	CS25	T-8	
	S12M-SVJBR/L11	●	●	14	12	7	10	150				
	S16Q-SVJBR/L11	●	●	18	16	9	14	180				
	S20R-SVJBR/L11	●	●	25	20	10.5	10	200	VB□□ 1604□□	CS35	T-15	
	S16Q-SVJBR/L16	●	●	18	16	9	7	180				
	S20R-SVJBR/L16	●	●	25	20	9	7	200				
	S25R-SVJBR/L16	●	●	32	25	11	7	200				
	S32S-SVJBR/L16	●	●	40	32	14	5	250				
	S40T-SVJBR/L16	●	●	57	40	28.5	8	300				
H	H10K-SVJBR/L11	●		12	10	6	10	125	VB□□ 1103□□	CS25	T-8	
	H12M-SVJBR/L11	●		14	12	7	10	150				
	H16Q-SVJBR/L11	●		18	16	9	7	180				
	H20R-SVJBR/L11	●		25	20	10.5	7	200	VB□□ 1604□□	CS35	T-15	
	H16Q-SVJBR/L16	●		18	16	9	7	180				
	H20R-SVJBR/L16	●		25	20	10.5	7	200				
	H25R-SVJBR/L16	●		32	25	13.5	7	200				

●Insert Detail : VB□□1604□□→Ref.Page-U

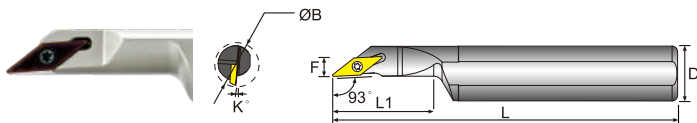
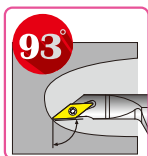
●Sleeve refer Page-310~314

Boring Bar

G
BORING
BAR



FSVJB Boring Bar Right Hand Show

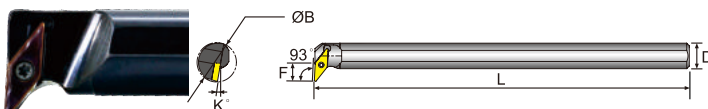
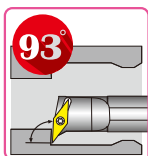


Shank	Model No	Stock		Min. Bore Dia.		D	F	K°	L	L1	Insert	Screw	Wrench	Price
		R	L	ØB	ØB									
S	S16K-FSVJBR/L11	●	●	20	16	2	5	125	36	VB□□ 1103□□	CS25	T-8		
	S20M-FSVJBR/L11	●	●	25	20	2	5	150	37.5					
	S25M-FSVJBR/L11	●	●	30	25	3.5	5	150	45					

●Sleeve refer Page-310~314

SVUB Boring Bar Right Hand Show

 **New Specification Arrival**



Shank	Model No	Stock		Min. Bore Dia.		D	F	K°	L	Insert	Screw	Wrench	Price
		R	L	ØB	ØB								
S	S16Q-SVUBR/L11	●	●	22	16	13	10	180	VB□□ 1103□□	CS25	T-8		
	S20R-SVUBR/L11	●	●	27	20	15	10	200					
	S25R-SVUBR/L11	●	●	33	25	20	8	200					
	NEW S20R-SVUBR/L16	●	●	34	20	20	10	200	VB□□ 1604□□	CS35	T-15		
	S25R-SVUBR/L16	●	●	33	25	17	8	200					
	S32S-SVUBR/L16	●	●	44	32	22	10	250					
	S40T-SVUBR/L16	●	●	51	40	27	8	300					

●Insert Detail : VB□□1604□□→Ref.Page-U

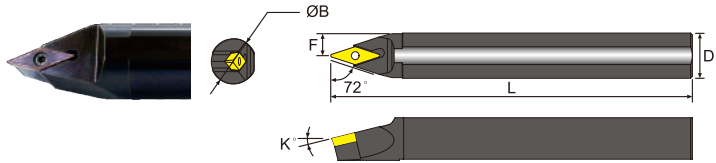
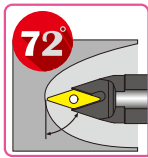
●Sleeve refer Page-310~314

Boring Bar

G
BORING BAR

-  C
-  D
-  S
-  T
-  M
-  VB
-  W
-  ER/IR

SVVBN Boring Bar

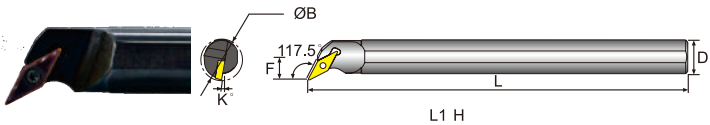
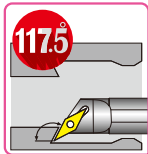


Shank	Model No	Stock		Min. Bore Dia.		D	F	K°	L	Insert	Screw	Wrench	Price
		R	L	ØB	ØB								
S	S32S-SVVBN16	●		33	32	16	10	250		VB□□ 1604□□	CS35	T-15	
	S40T-SVVBN16	●		42	40	20	0	300					

●Insert Detail : VB□□1604□□→Ref.Page-U

●Sleeve refer Page-310-314

SVQB Boring Bar Right Hand Show



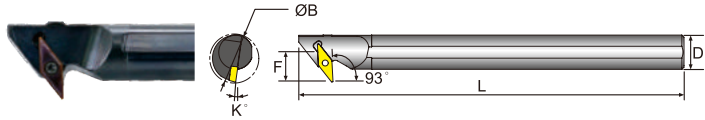
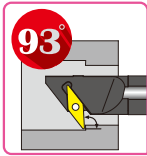
Shank	Model No	Stock		Min. Bore Dia.		D	F	K°	L	Insert	Screw	Wrench	Price
		R	L	ØB	ØB								
S	S16Q-SVQBR/L11	●	●	20	16	11	180	7		VB□□ 1103□□	CS25	T-8	
	S20R-SVQBR/L11	●	●	25	20	13	200	7					
	S25R-SVQBR/L11	●	●	32	25	17	200	5					
	S25R-SVQBR/L16	●	●	32	25	17	200	5					
	S32S-SVQBR/L16	●	●	40	32	22.5	250	10		VB□□ 1604□□	CS35	T-15	
	S40T-SVQBR/L16	●	●	54	40	27	300	7					

●Insert Detail : VB□□1604□□→Ref.Page-U

●Sleeve refer Page-310-314

SVZB

 Boring Bar
 Right Hand Show

 **New Arrival**


Shank	Model No	Stock		Min. Bore Dia.		F	K°	L	Insert	Screw	Wrench	Price
		R	L	ØB	D							
S	NEW S16Q-SVZBR/L11	●	●	23	16	14	10	180	VB□□ 1103□□	CS25	T-8	
	NEW S20R-SVZBR/L11	●	●	27	20	16	8	200				
	NEW S25R-SVZBR/L16			34	25	20.5	8	200	VB□□ 1604□□	CS35	T-15	
	NEW S32S-SVZBR/L16			41	32	24	10	250				
	NEW S40T-SVZBR/L16			49	40	28	8	300				
	NEW S50U-SVZBR/L16	●	●	59	50	33	6	350				

● Insert Detail : VB□□1604□□→Ref.Page-U

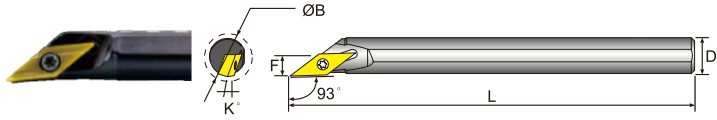
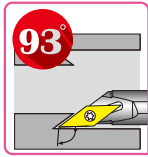
● Sleeve refer Page-310~314

Boring Bar

G

 BORING
 BAR


SVJC Boring Bar
Right Hand Show



Shank	Model No	Stock		Min. Bore Dia. ØB	D	F	K°	L	Insert	Screw	Wrench	Price
		R	L									
S	S10K-SVJCR/L11	●	●	12	10	6	13	125	VC□□ 1103□□	CS25	T-8	
	S12M-SVJCR/L11	●	●	14	12	7	15	150				
	S16Q-SVJCR/L11	●	●	18	16	9	14	180				
	S20R-SVJCR/L11	●	●	25	20	10.5	10	180	VC□□ 1604□□	CS35	T-15	
	S16Q-SVJCR/L16	●	●	18	16	9	14	180				
	S20R-SVJCR/L16	●	●	25	20	10.5	10	200				
	S25R-SVJCR/L16	●	●	32	25	13.5	7	200				
	S32S-SVJCR/L16	●	●	40	32	17	7	250				
	S40T-SVJCR/L16	●	●	47	40	23.5	8	300				
H	H10K-SVJCR/L11	●		12	10	6	13	125	VC□□ 1103□□	CS25	T-8	
	H12M-SVJCR/L11	●		14	12	7	15	150				
	H16Q-SVJCR/L11	●		18	16	9	14	180				
	H20R-SVJCR/L11	●		25	20	10.5	10	200	VC□□ 1604□□	CS25	T-8	
	H16Q-SVJCR/L16	●		18	16	9	14	180				
	H20R-SVJCR/L16	●		25	20	10.5	10	200				
	H25R-SVJCR/L16	●		32	25	13.5	7	200				

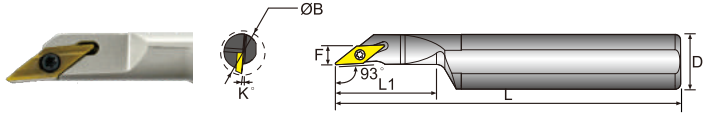
- Insert Detail : VC□□1604□□→Ref.Page-V
- Sleeve refer Page-310~314

Boring Bar

G
BORING
BAR



FSVJC Boring Bar Right Hand Show

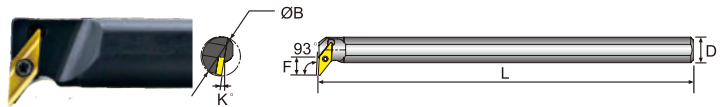
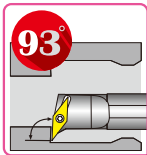


Shank	Model No	Stock		Min. Bore Dia.		D	F	H	L	L1	Insert	Screw	Wrench	Price
		R	L	ØB	ØD									
S	S16K-FSVJCR/L11	●	●	20	16	125	5	2	36	VC□□ 1103□□	CS25	T-8		
	S20M-FSVJCR/L11	●	●	25	20	150	5	2	37.5					
	S25M-FSVJCR/L11	●	●	30	25	150	5	3.5	45					

●Sleeve refer Page-310~314

SVUC Boring Bar Right Hand Show

 **New Specification Arrival**

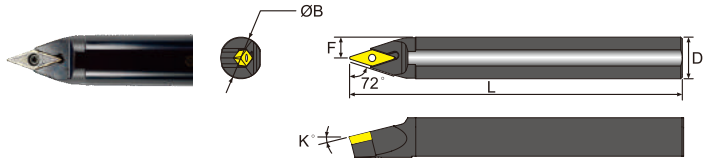
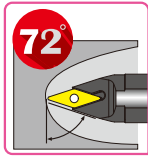


Shank	Model No	Stock		Min. Bore Dia.		D	F	K [*]	L	Insert	Screw	Wrench	Price
		R	L	ØB	ØD								
S	S16Q-SVUCR/L11	●	●	22	16	13	10	180	VC□□ 1103□□	CS25	T-8		
	S20R-SVUCR/L11	●	●	27	20	15	10	200					
	S25R-SVUCR/L11	●	●	33	25	17	8	200					
	NEW S20R-SVUCR/L16	●	●	34	20	20	10	200	VC□□ 1604□□	CS35	T-15		
	S25R-SVUCR/L16	●	●	33	25	20	8	200					
	S32S-SVUCR/L16	●	●	44	32	22	10	250					
	S32T-SVUCR/L16	●	●	44	32	22	10	300					
	S40T-SVUCR/L16			51	40	27	8	300					

●Insert Detail : VC□□1604□□→Ref.Page-V

●Sleeve refer Page-310~314

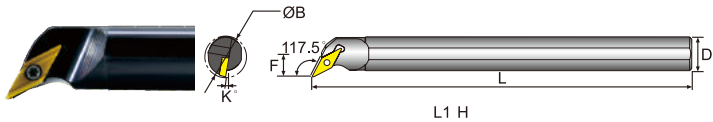
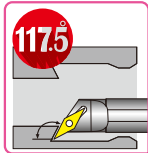
SVVCN Boring Bar



Shank	Model No	Stock		Min. Bore Dia.		D	F	K°	L	Insert	Screw	Wrench	Price
		R	L	ØB	ØB								
S	S25R-SVVCN16	●		26	25	12.5	0	200	VC□□ 1604□□	CS35	T-15		
	S32S-SVVCN16	●		33	32	16	10	250					
	S40T-SVVCN16	●		42	40	20	0	300					

- Insert Detail : VC□□1604□□→Ref.Page-V
- Sleeve refer Page-310-314

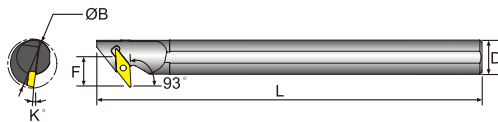
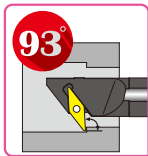
SVQC Boring Bar Right Hand Show



Shank	Model No	Stock		Min. Bore Dia.		D	F	K°	L	Insert	Screw	Wrench	Price
		R	L	ØB	ØB								
S	S16Q-SVQCR/L11	●	●	20	16	11	10	180	VC□□ 1103□□	CS25	T-8		
	S20R-SVQCR/L11	●	●	25	20	13	7	200					
	S25R-SVQCR/L11	●	●	32	25	17	5	200					
	S25R-SVQCR/L16	●	●	32	25	17	5	200	VC□□ 1604□□	CS35	T-15		
	S32S-SVQCR/L16	●	●	40	32	22.5	10	250					
	S40T-SVQCR/L16	●	●	54	32	27	7	300					

- Insert Detail : VC□□1604□□→Ref.Page-V
- Sleeve refer Page-310-314

SVZC Boring Bar
 Right Hand Show

 **New Arrival**


Shank	Model No	Stock		Min. Bore Dia.		F	K°	L	Insert	Screw	Wrench	Price
		R	L	ØB	D							
S	NEW S16Q-SVZCR/L11	●	●	23	16	14	8	180	VC□□ 1103□□	CS25	T-8	
	NEW S20R-SVZCR/L11	●	●	27	20	16	6	200				
	NEW S25R-SVZCR/L11			34	25	20.5	6	200	VC□□ 1604□□	CS35	T-15	
	NEW S32S-SVZCR/L16			41	32	24	8	250				
	NEW S40T-SVZCR/L16			49	40	28	6	300				
	NEW S50U-SVZCR/L16	●	●	59	50	33	4	350				

● Insert Detail : VC□□1604□□→Ref.Page-V

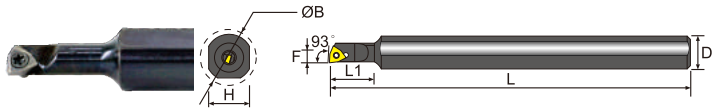
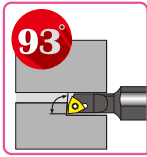
● Sleeve refer Page-310-314

Boring Bar

G

 BORING
 BAR

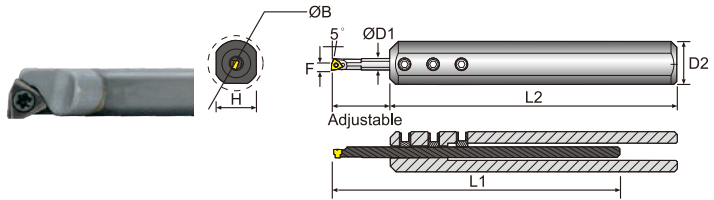
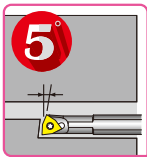

SWUB Boring Bar
Right Hand Show



Shank	Model No	Stock		Min. Bore Dia.		F	H	L	L1	Insert	Screw	Wrench	Price
		R	L	ØB	D								
S	S1005J-SWUBR/L06-06	●		6	10	3	9	110	15	WB□□ 0601□□	CS20	T-6	
	S1006J-SWUBR/L06-07	●		7	10	3.5	9	110	15				
	S1205J-SWUBR/L06-06	●		6	12	3	11	110	15				
	S1605J-SWUBR/L06-06	●		6	16	3	15	110	15				
	S1606J-SWUBR/L06-07	●		7	16	3.5	15	110	15				
	S1607J-SWUBR/L06-08	●		8	16	4	15	110	15				
	S1608-SWUBR/L06-09	●		9	16	4.5	15	110	15				

●Sleeve refer Page-310~314

SWUB Boring Bar
Right Hand Show



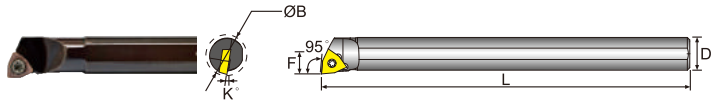
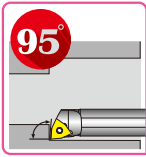
Shank	Model No	Stock		Min. Bore Dia.		D2	F	H	L1	L2	Insert	Screw	Wrench	Price
		R	L	ØB	ØD1									
C	C05H-SWUBR/L06-06	●		6	5	16	2.75	15	100	100	WB□□ 0601□□	CS20	T-6	
	C06J-SWUBR/L06-07	●		7	6	16	3.5	15	110	100				
	S06J-SWUBR/L06-08			8	6	16	4	5	110	100				
	C0807K-SWUBR/L06-08	●		8	7	16	4	15	125	100				

●Sleeve refer Page-310~314

Mini Boring Bar

G
BORING BAR



SWLC Boring Bar
 Right Hand Show


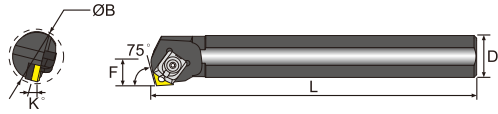
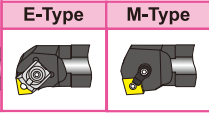
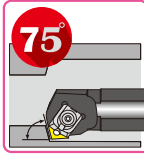
Shank	Model No	Stock		Min. Bore Dia.	D	F	K°	L	Insert	Screw	Wrench	Price
		R	L									
S	S08K-SWLCR/L03-10	●	●	10	8	5.4	13	125	WC□□ 0302□□	CS25048	T-8	
	S10K-SWLCR/L03-12	●	●	12	10	6	12	125		CS25		
	S08K-SWLCR/L04-10	●	●	10	8	5.5	13	125		CS25048		
	S12M-SWLCR/L04-14	●	●	14	12	7	12	150	WC□□ 0402□□	CS25		
	S16Q-SWLCR/L04-18	●	●	18	16	9	9	180				
	S20R-SWLCR/L05-22	●	●	22	20	11	10	200	WC□□ 0503□□	CS30		T-10

●Sleeve refer Page-310-314

Boring Bar

G
 BORING
 BAR


ECKN Boring Bar Right Hand Show



Shank	Model No	Stock		Min. Bore Dia. ØB	D	F	K°	L	Insert	Shim	Screw of shim	Clamp	Screw	Clasp	Wrench	Price
		R	L													
S	S32S-ECKNR/L12	●	●	40	32	22	14	250	CN□□ 1204□□	SMC-432	LW-4B	CN12-4	CS80	C-6	LW030 LW040	
	S40T-ECKNR/L12	●	●	50	40	27	12	300								
	S50U-ECKNR/L12	●	●	63	50	35	12	350								

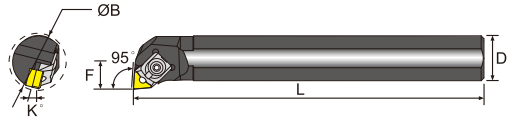
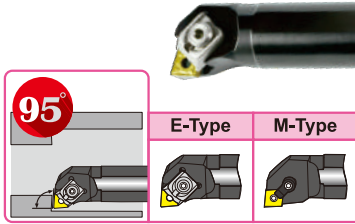
Shank	Model No	Stock		Min. Bore Dia. ØB	D	F	K°	L	Insert	Shim	Screw of shim	Clamp	Screw	Wrench	Price		
		R	L														
S	S20R-MCKNR/L12	●	●	25	20	18	17	200	CN□□ 1204□□	-	LCS-511	CP50-21	CS70-20	LW025			
	S25R-MCKNR/L12	●	●	32	25	17	14	200					CS70-21	LW025 LW030			
	S32S-MCKNR/L12	●	●	40	32	22	12	250				SMC-432	LCS-517	CP50-22	CS70-22	LW030	
	S40T-MCKNR/L12	●	●	50	40	27	12	300									
	S50U-MCKNR/L12	●	●	63	50	35	12	350									

- Insert Detail : CN□□1204□□→Ref.Page-J
- Recommend you to choose our patent products E-Type.
- Sleeve refer Page-310-314

Boring Bar

G BORING BAR



ECLN Boring Bar
 Right Hand Show


Shank	Model No	Stock		Min. Bore Dia. ØB	D	F	K*	L	Insert	Shim	Screw of shim	Clamp	Screw	Clasp	Wrench	Price
		R	L													
S	S32S-ECLNR/L12	●	●	40	32	22	14	250	CN□□ 1204□□	SMC-432	LW-4B	CN12-2	CS80	C-6	LW030 LW040	
	S32U-ECLNR/L12	●	●	40	32	22	14	350								
	S40TECLNR/L12	●	●	50	40	27	12	300								
	S40W-ECLNR/L12	●	●	50	40	27	12	450								
	S50U-ECLNR/L12	●	●	63	50	35	12	350								
	S50Y-ECLNR/L12	●	●	63	50	35	12	500								
	S60V-ECLNR/L12	●	●	72	60	36	10	400								
	S60X-ECLNR/L12	●	●	72	60	36	10	600								
S63Y-ECLNR/L12	●	●	76	63	38	10	500									

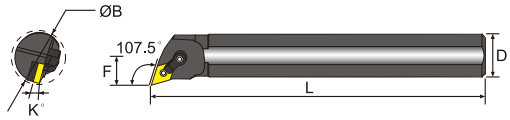
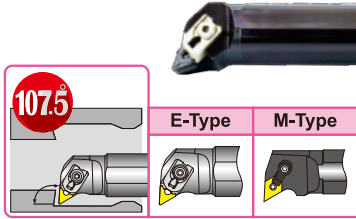
Boring Bar

G
 BORING BAR

Shank	Model No	Stock		Min. Bore Dia. ØB	D	F	K*	L	Insert	Shim	Screw of shim	Clamp	Screw	Wrench	Price
		R	L												
S	S16Q-MCLNR/L09	●	●	22	16	11	17	180	CN□□ 0903□□	-	LCS-509	CP50-21	CS70-20	LW020 LW025	
	S20R-MCLNR/L09	●	●	25	20	13	17	200							
	S20R-MCLNR/L12	●	●	25	20	13	17	200							
	S25R-MCLNR/L12	●	●	32	25	17	14	200							
	S32S-MCLNR/L12	●	●	40	32	22	14	250							
	S32U-MCLNR/L12	●	●	40	32	22	14	350							
	S40T-MCLNR/L12	●	●	50	40	27	12	300							
	S50U-MCLNR/L12	●	●	63	50	35	12	350							

- Insert Detail : CN□□1204□□→Ref.Page-J
- Recommend you to choose our patent products E-Type.
- Sleeve refer Page-310~314

EDQN Boring Bar
Right Hand Show



Shank	Model No	Stock		Min. Bore Dia. ØB	D	F	K	L	Insert	Shim	Screw of shim	Clamp	Screw	Clasp	Wrench	Price
		R	L													
S	S40T-EDQNR/L15	●	●	50	40	27	10	300	DN□□ 1504□□	SMD-463	LD-1	DN15	CS80	C-6	LW030 LW040	
	S50U-EDQNR/L15	●	●	63	50	35	10	350								
	S40T-EDQNR/L15A	●	●	50	40	27	10	300	DN□□ 1506□□	SMD-466	LW-4					
	S50U-EDQNR/L15A	●	●	63	50	35	10	350								

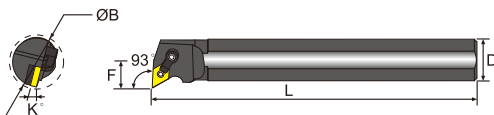
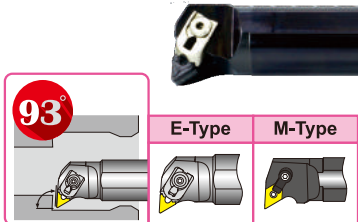
Shank	Model No	Stock		Min. Bore Dia. ØB	D	F	K	L	Insert	Shim	Screw of shim	Clamp	Screw	Wrench	Price	
		R	L													
S	S25R-MDQNR/L15	●	●	32	25	17	12	200	DN□□ 1504□□	-	LCS-511		CP50-24	CS70-21	LW025 LW030	
	S32S-MDQNR/L15	●	●	40	32	22	10	250								
	S40T-MDQNR/L15	●	●	50	40	27	10	300		SMD-463	LCS-619				LW030	
	S50U-MDQNR/L15	●	●	63	50	32	10	350								

- Insert Detail : DN□□1504□□、DN□□1506□□→Ref.Page-M
- Recommend you to choose our patent products E-Type.
- Sleeve refer Page-310~314

Boring Bar

G
BORING BAR



EDUN Boring Bar Right Hand Show


Shank	Model No	Stock		Min. Bore Dia. ØB	D	F	K*	L	Insert	Shim	Screw of shim	Clamp	Screw	Clasp	Wrench	Price
		R	L													
S	S40T-EDUNR/L15	●	●	50	40	27	10	300	DN□□ 1504□□	SMD-463	LD-1	DN15	CS80	C-6	LW030 LW040	
	S50U-EDUNR/L15	●	●	63	50	35	10	350								
	S40T-EDUNR/L15A	●	●	50	40	27	10	300	DN□□	SMD-1506□□	LW-4					
	S50U-EDUNR/L15A	●	●	63	50	35	10	350								

Shank	Model No	Stock		Min. Bore Dia. ØB	D	F	K*	L	Insert	Shim	Screw of shim	Clamp	Screw	Wrench	Price
		R	L												
S	S25R-MDUNR/L15	●	●	32	25	17	12	200	DN□□ 1504□□	-	LCS-611	CS70-21	LW025 LW030		
	S32S-MDUNR/L15	●	●	40	32	22	10	250							
	S40T-MDUNR/L15	●	●	50	40	27	10	300		SMD-463	LCS-619	CP50-24	LW030		
	S50U-MDUNR/L15	●	●	63	50	32	10	350						CS70-22	

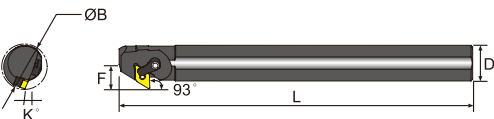
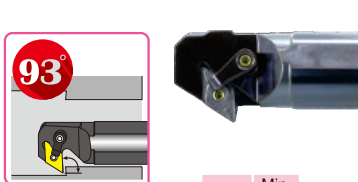
●Insert Detail : DN□□1504□□、DN□□1506□□→Ref.Page-M

●Recommend you to choose our patent products E-Type.

●Sleeve refer Page-310~314

Boring Bar

G
 BORING BAR

MDZN Boring Bar Right Hand Show


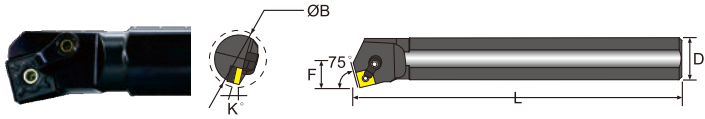
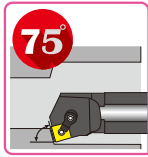
Shank	Model No	Stock		Min. Bore Dia. ØB	D	F	K*	L	Insert	Shim	Screw of shim	Clamp	Screw	Wrench	Price			
		R	L															
S	S32S-MDZNR/L15	●	●	40	32	23	17	250	DN□□ 1504□□	SMD-463	LCS-619	CP50-24	CS70-21	LW030				
	S40T-MDZNR/L15	●	●	50	40	27	15	300										
	S50U-MDZNR/L15	●	●	63	50	35	12	350									CS70-22	

●Insert Detail : DN□□1504□□、DN□□1506□□→Ref.Page-M

●Recommend you to choose our patent products E-Type.

●Sleeve refer Page-310~314

MSKN Boring Bar
Right Hand Show



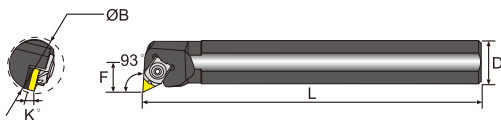
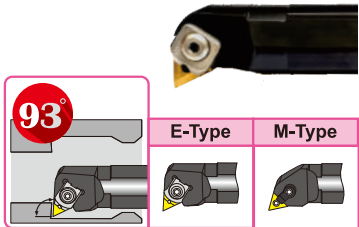
Shank	Model No	Stock		Min. Bore Dia. ØB	D	F	K	L	Insert	Shim	Screw of shim	Clamp	Screw	Wrench	Price			
		R	L															
S	S20R-MSKNR/L12	●	●	25	20	13	17	200	SN□□ 1204□□	-	LCS-511	CP50-21	CS70-20	LW025				
	S25R-MSKNR/L12	●	●	32	25	17	14	200					CS70-21	LW025 LW030				
	S32S-MSKNR/L12	●	●	40	32	22	14	250		SMS-432	LCS-617	CP50-22	CS70-22	LW030				
	S40T-MSKNR/L12	●	●	50	40	27	12	300										
	S50U-MSKNR/L12	●	●	63	50	35	12	350										

- Insert Detail : SN□□1204□□→Ref.Page-Q
- Recommend you to choose our patent products E-Type.
- Sleeve refer Page-310~314

Boring Bar

G
BORING BAR




ETUN Boring Bar
 Right Hand Show


Boring Bar

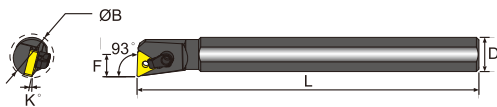
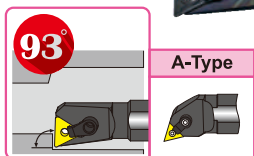
G
 BORING
 BAR

-  C
-  D
-  S
-  TN
-  M
-  V
-  W
-  S
-  ER/IR

Shank	Model No	Stock		Min. Bore Dia. ØB	D	F	K	L	Insert	Shim	Screw of shim	Clamp	Screw	Clasp	Wrench	Price		
		R	L															
S	S25R-ETUNR/L16	●	●	32	25	17	12	200		-	LT-2	TN16-2	CS60E	C-5	LW025 LW030			
	S25T-ETUNR/L16	●	●	32	25	17	12	300										
	S32S-ETUNR/L16	●	●	40	32	22	10	250										
	S32U-ETUNR/L16	●	●	40	32	22	10	350										
	S40T-ETUNR/L16	●	●	50	40	27	10	300										
	S40W-ETUNR/L16	●	●	50	40	27	10	450										
	S50U-ETUNR/L16	●	●	63	50	35	8	350										
	S50Y-ETUNR/L16	●	●	63	50	35	8	500										
	S60V-ETUNR/L16	●	●	72	60	36	10	400										
	S60X-ETUNR/L16	●	●	72	60	36	10	600										
S63Y-ETUNR/L16	●	●	76	63	38	10	500											
A	A32Q-ETUNR/L16	●	●	39	32	22	10	180										

- Insert Detail : TN□□1604□□→Ref.Page-T
- Recommend you to choose our patent products E-Type.
- Sleeve refer Page-310~314

MTUN Boring Bar
Right Hand Show



Shank	Model No	Stock		Min. Bore Dia. ØB	D	F	K	L	Insert	Shim	Screw of shim	Clamp	Screw	Wrench	Price
		R	L												
S	S16Q-MTUNR/L16A	●	●	22	16	11	17	180	TN□□ 1604□□	-	LCS-510	CP50-21	CS70-20	LW020 LW025	
	S20R-MTUNR/L16	●	●	25	20	13	17	200							
	S20R-MTUNR/L16A	●	●	25	20	13	17	200							
	S25R-MTUNR/L16	●	●	32	25	17	12	200							
	S25R-MTUNR/L16A	●	●	32	25	17	12	200							
	S32S-MTUNR/L16A	●	●	40	32	22	10	250							
	S40T-MTUNR/L16A	●	●	50	40	27	10	300							
	S50U-MTUNR/L16A	●	●	63	50	35	8	350							

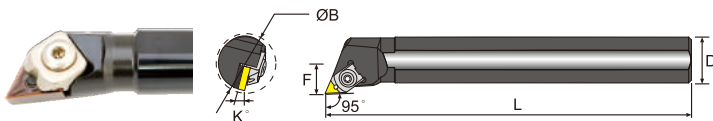
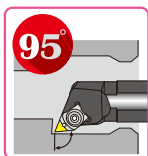
- Insert Detail : TN□□1604□□→Ref.Page-T
- Recommend you to choose our patent products E-Type.
- Sleeve refer Page-310~314

Boring Bar

G
BORING
BAR



ETLN

 Boring Bar
 Right Hand Show


Shank	Model No	Stock		Min. Bore Dia. ØB	D	F	K	L	Insert	Shim	Screw of shim	Clamp	Screw	Clasp	Wrench	Price
		R	L													
S	S20R-ETLNR/L16	●	●	25	20	13	17	200	TN□□ 1604□□	-	LT-2	TN16-2	CS60E	C-5	LW025 LW030	
	S25R-ETLMR/L16	●	●	32	25	17	12	200								

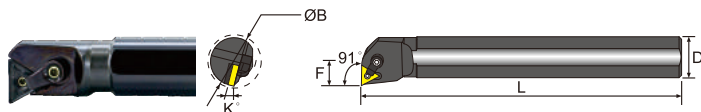
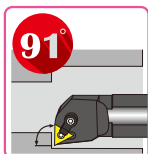
●Insert Detail : TN□□1604□□→Ref.Page-T

●Recommend you to choose our patent products E-Type.

●Sleeve refer Page-310~314

Boring Bar

MTFN

 Boring Bar
 Right Hand Show


Shank	Model No	Stock		Min. Bore Dia. ØB	D	F	K	L	Insert	Shim	Screw of shim	Clamp	Screw	Wrench	Price				
		R	L																
S	S20R-MTFNR/L16	●	●	25	20	13	17	200	TN□□ 1604□□	-	LCS-510	CP50-21	CS70-20	LW020 LW025					
	S25R-MTFNR/L16	●	●	32	25	17	12	200											
	S32S-MTFNR/L16	●	●	40	32	22	10	250	SMT- 322	LCS-513	CP50-22	CS70-21	LW020 LW030						
	S40T-MTFNR/L16	●	●	50	40	27	10	300											
	S50U-MTFNR/L16	●	●	63	50	35	8	350									CS70-22		

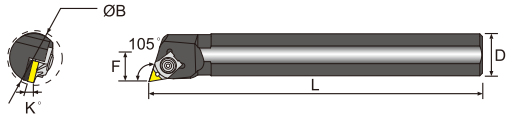
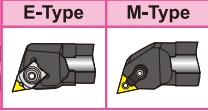
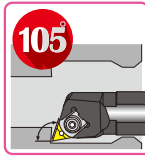
●Insert Detail : TN□□1604□□→Ref.Page-T

●Recommend you to choose our patent products E-Type.

●Sleeve refer Page-310~314

ETQN

Boring Bar
Right Hand Show



Shank	Model No	Stock		Min. Bore Dia. ØB	D	F	K	L	Insert	Shim	Screw of shim	Clamp	Screw	Clasp	Wrench	Price
		R	L													
S	S20R-ETQNR/L16	●	●	25	20	13	17	200	TN□□ 1604□□	-	LT-2	TN16-2	CS60E	C-5	LW025 LW030	
	S25R-ETQNR/L16	●	●	32	25	17	12	200								
	S32S-ETQNR/L16	●	●	40	32	22	10	250								
	S40T-ETQNR/L16	●	●	50	40	27	10	300								
	S50U-ETQNR/L16	●	●	63	50	35	8	350								
									SMT-322	LT-4	TN16-3	CS80	C-6	LW025 LW040		
									LT-3							


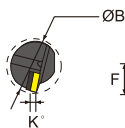
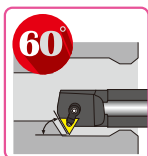
Shank	Model No	Stock		Min. Bore Dia. ØB	D	F	K	L	Insert	Shim	Screw of shim	Clamp	Screw	Wrench	Price
		R	L												
S	S20R-MTQNR/L16	●	●	25	20	13	17	200	TN□□ 1604□□	-	LCS-510	CP50-21	CS70-20	LW020 LW025	
	S25R-MTQNR/L16	●	●	32	25	17	12	200							
	S32S-MTQNR/L16	●	●	40	32	22	10	250							
	S40T-MTQNR/L16	●	●	50	40	27	10	300							
	S50U-MTQNR/L16	●	●	63	50	35	8	350							
									SMT-322	LCS-513	CP50-22	CS70-22	LW020 LW030		

- Insert Detail : TN□□1604□□→Ref.Page-T
- Recommend you to choose our patent products E-Type.
- Sleeve refer Page-310~314

Boring Bar

G BORING BAR



MTWN Boring Bar
 Right Hand Show


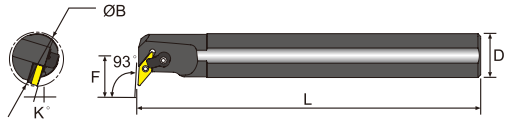
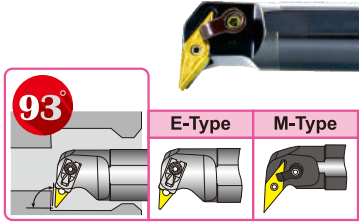
Shank	Model No	Stock		Min. Bore Dia. ØB	D	F	K°	L	Insert	Shim	Screw of shim	Clamp	Screw	Wrench	Price
		R	L												
S	S16Q-MTWNR/L16	●	●	21	16	11	20	150	TN□□ 1604□□	-	LCS-510	CP50-21	CS70-20	LW020 LW025	
	S20R-MTWNR/L16	●	●	27	20	14	17	200							
	S25R-MTWNR/L16	●	●	32	25	17	12	200							
	S32S-MTWNR/L16	●	●	39	32	20	17	250		SMT-322	LCS-513	CP50-22	CS70-21	LW020 LW030	
	S40T-MTWNR/L16	●	●	50	40	24	15	300							
	S50U-MTWNR/L16	●	●	57	50	29	12	350							

- Insert Detail : TN□□1604□□→Ref.Page-T
- Recommend you to choose our patent products E-Type.
- Sleeve refer Page-310~314

Boring Bar

G
 BORING BAR


EVUN Boring Bar
Right Hand Show



Shank	Model No	Stock		Min. Bore Dia. ØB	D	F	K	L	Insert	Shim	Screw of shim	Clamp	Screw	Clasp	Wrench	Price
		R	L													
S	S40T-EVUNR/L16	●	●	50	40	26	15	300	VN□□ 1604□□	SMV-322	LT-3	VN16	CS60E	C-5	LW025 LW030	
	S50U-EVUNR/L16	●	●	63	50	32	12	350								

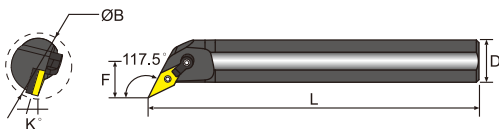
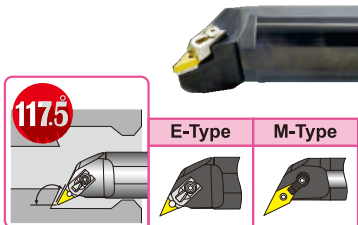
Shank	Model No	Stock		Min. Bore Dia. ØB	D	F	K	L	Insert	Shim	Screw of shim	Clamp	Screw	Wrench	Price
		R	L												
S	S25R-MVUNR/L16	●	●	36	25	20	12	200	VN□□ 1604□□	SMV-322	LCS-513	CP50-22	CS70-21	LW020 LW030	
	S32S-MVUNR/L16	●	●	42	32	22	17	250							
	S40T-MVUNR/L16	●	●	50	40	26	15	300					CS70-22		
	S50U-MVUNR/L16	●	●	63	50	32	12	350							

- Insert Detail : VN□□1604□□→Ref.Page-W
- Recommend you to choose our patent products E-Type.
- Sleeve refer Page-310~314

Boring Bar

G
BORING BAR

- C
- E**
- D
- S
- M
- T
- VN
- W
- S
- ER/IR

EVQN Boring Bar Right Hand Show


Shank	Model No	Stock		Min. Bore Dia. ØB	D	F	K°	L	Insert	Shim	Screw of shim	Clamp	Screw	Clasp	Wrench	Price
		R	L													
S	S40T-EVQNR/L16	●	●	50	40	26	15	300	VN□□ 1604□□	SMV-322	LT-3	VN16	CS60E	C-5	LW025 LW030	
	S50U-EVQNR/L16	●	●	63	50	32	12	350								

Boring Bar

G
 BORING BAR

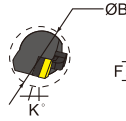
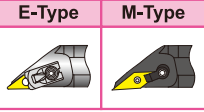
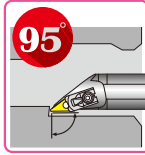
Shank	Model No	Stock		Min. Bore Dia. ØB	D	F	K°	L	Insert	Shim	Screw of shim	Clamp	Screw	Wrench	Price
		R	L												
S	S25R-MVQNR/L16	●	●	32	25	20	12	200	VN□□ 1604□□	SMV-322	LCS-513	CP50-22	CS70-21	LW020 LW030	
	S32S-MVQNR/L16	●	●	42	32	22	17	250							
	S40T-MVQNR/L16	●	●	50	40	26	15	300							
	S50U-MVQNR/L16	●	●	63	50	32	12	350							

- Insert Detail : VN□□1604□□→Ref.Page-W
- Recommend you to choose our patent products E-Type.
- Sleeve refer Page-310~314



EVLN

Boring Bar
Right Hand Show



Shank	Model No	Stock		Min. Bore Dia. ØB	D	F	K	L	Insert	Shim	Screw of shim	Clamp	Screw	Clasp	Wrench	Price
		R	L													
S	S40T-EVLNR/L16	●	●	50	40	26	15	300	VN□□ 1604□□	SMV-322	LT-3	VN16	CS60E	C-5	LW025 LW030	
	S50U-EVLNR/L16	●	●	63	50	32	12	350								

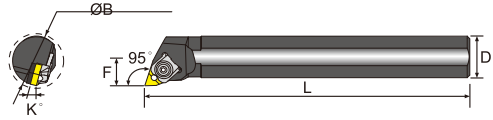
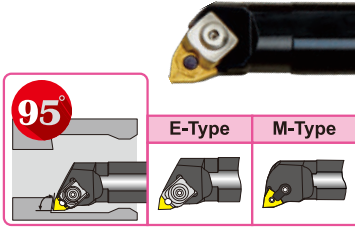
Shank	Model No	Stock		Min. Bore Dia. ØB	D	F	K	L	Insert	Shim	Screw of shim	Clamp	Screw	Wrench	Price
		R	L												
S	S25R-MVLNR/L16	●	●	36	25	20	12	200	VN□□ 1604□□	SMV-322	LCS-513	CP50-22	CS70-21	LW020 LW030	
	S32S-MVLNR/L16	●	●	42	32	22	17	250							
	S40T-MVLNR/L16	●	●	50	40	26	15	300							
	S50U-MVLNR/L16	●	●	63	50	32	12	350							

- Insert Detail : VN□□1604□□→Ref.Page-W
- Recommend you to choose our patent products E-Type.
- Sleeve refer Page-310~314

Boring Bar

G BORING BAR



EWLN Boring Bar
 Right Hand Show


Shank	Model No	Stock		Min. Bore Dia. ØB	D	F	K	L	Insert	Shim	Screw of shim	Clamp	Screw	Clasp	Wrench	Price
		R	L													
S	S20R-EWLN/L06	●	●	25	20	13	17	200	WN□□ 0604□□	-	LT-2	WN06-2	CS60E	C-5	LW025 LW030	
	S25R-EWLN/L06	●	●	32	25	17	14	200								
	S25R-EWLN/L08	●	●	32	25	17	14	200	WN□□ 0804□□	SMW-422	LW-4B	WN08-4	CS80	C-6	LW030 LW040	
	S25T-EWLN/L08	●	●	32	25	17	14	300								
	S32S-EWLN/L08	●	●	40	32	22	14	250	WN□□ 0804□□	-	LW-3	WN08-3	CS60E	C-5	LW025 LW030	
	S32U-EWLN/L08	●	●	40	32	22	14	350								
	S40T-EWLN/L08	●	●	50	40	27	12	300								
	S40W-EWLN/L08	●	●	50	40	27	12	450								
	S50U-EWLN/L08	●	●	63	50	35	12	350								
	S50Y-EWLN/L08	●	●	63	50	35	12	500								

Shank	Model No	Stock		Min. Bore Dia. ØB	D	F	K	L	Insert	Shim	Screw of shim	Clamp	Screw	Wrench	Price
		R	L												
S	S16Q-MWLN/L06	●	●	22	16	11	20	180	WN□□ 0604□□	-	LCS-510	CP50-21	CS70-20	LW020 LW025	
	S20R-MWLN/L08	●	●	25	20	13	17	200							
	S25R-MWLN/L08	●	●	32	25	17	14	200	WN□□ 0804□□	SMW-422	LCS-511	CP50-22	CS70-21	LW025 LW030	
	S32S-MWLN/L08	●	●	40	32	22	14	250							
	S40T-MWLN/L08	●	●	50	40	27	12	300	WN□□ 0804□□	-	LCS-517	CP50-22	CS70-22	LW030	
	S50U-MWLN/L08	●	●	63	50	35	12	350							

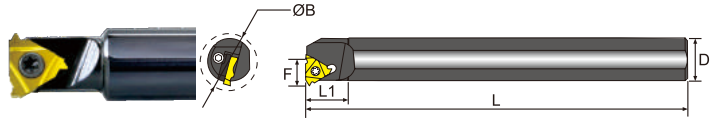
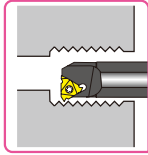
- Insert Detail : WN□□0804□□→Ref.Page-X
- Recommend you to choose our patent products E-Type.
- Sleeve refer Page-310~314

Boring Bar

 G
 BORING
 BAR


SIN Threading Boring Bar
Right Hand Show

New Specification Arrival



Shank	Model No	Stock		Min. Bore Dia. ØB	D	F	L	L1	Insert	Shim	Shim	Screw	Screw	Wrench	Wrench	Price	
		R	L														
S	SNR0005H-06	●		6.4	12	3.2	100	10	08IR			CS20		T-6			
	SNR0008K-08	●		9	16	4.2	125	15	08IR			CS22		T-7			
	SINR/L-1012-11	●	●	11	12	5.8	150	25	11 IR/ER	-	-	CS30	-	T-10	-		
	SINR/L-1210-11	●	●	12	10	6	150	25									
	SINR/L-1216-11	●	●	12	16	6	150	25									
	SINR/L-1516-11	●	●	15	16	7.5	150	30	16 IR/ER	-	-	CS35	-	-	-		
	SINR/L-1616-16	●	●	16	16	8	150	20									
	SINR/L-2016-16	●	●	20	16	10	150	20									
	SINR/L-2420S-16	●	●	24	20	12.3	180	20	16 IR/ER	-	-	-	-	-	-		
	SINR/L-3025S-16	●	●	30	25	15	200	25									
	SINR/L-3732S-16	●	●	37	32	18.5	250	45									
	NEW SINR/L-4440S-16	●	●	44	40	22.4	300	60	22 IR/ER	-	-	-	-	-	-		
	NEW SINR/L-5450S-16	●	●	54	50	27.4	350	75									
	SINR/L-3025S-22	●	●	30	25	16.2	200	25									
	SINR/L-3732S-22	●	●	37	32	19	250	45	22 IR/ER	-	-	-	-	-	-		
	NEW SINR/L-4740S-22	●	●	46	40	23.9	300	60									
	NEW SINR/L-5750S-22	●	●	56	50	28.9	350	75									
	NEW SINR/L-0010-11-125			12	10	7	125	-	11 IR/ER			CS30		T-10			
	SINR/L-0012-11-125	●	●	15	12	8	125	-	11 IR/ER								
	SINR/L-0016-16-150	●	●	20	16	10.9	150	-	16 IR/ER			CS35			T-15		

※ Continued on next page.

Threading Boring Bar

G
BORING
BAR



Shank	Model No	Stock		Min. Bore Dia. ØB	D	F	L	L1	Insert	Shim	Shim	Screw	Screw	Wrench	Wrench	Price
		R	L													
C	CINR/L-0010-11	●		13	10	7	150	-	11 IR/ER	-	-	CS30	-	T-10	-	
	CINR/L-0012-11	●		15	12	8	150	-	11 IR/ER	-	-	CS30	-	T-10	-	
	CINR/L-0016-16	●		20	16	10.9	150	-	16 IR/ER	-	-	CS35	-	T-15	-	

- Insert Detail : 06IR、08IR、11ER/IR、16ER/IR→Ref.Page-AQ~AR
- ER : Left hand insert.
- IR : Right hand insert.
- Sleeve refer Page-310~314

Boring Bar

G

BORING BAR

C

D

E

S

T

M

V

W

S

ER/IR

