

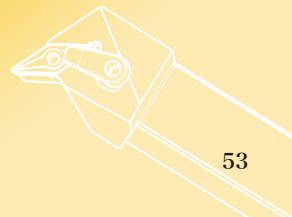
C

Turning Tool Holder

Turning Tool Holder Identification System 54

Tool Holder Series 55-57

ECKN	58	EVJN	74	STEP	89
ECLN	59	EVQN	75	STFP	89
ECMNN	60	EVVN	76	SVJB	90
ECMNN-A	60	EVVNR	77	SVKB	91
ECRN	61	EVLN	78	SVQB	92
EDJN	62	SCLC	79	SVUB	93
EDNN	63	SCNC	80	SVVB	93
EDQN	64	SDJC	81	SVJN	94
ESBN	65	SDNC	82	SVJC	95
ESDN	66	SDQC	82	SVKC	96
ESKN	67	SRAC	83	SVQC	97
ESSN	68	SRAC	84	SVUC	97
ETEN	69	NEW SRDC	85	SVVCR	98
ETFN	70	SRGC	86	SVVC	98
ETGN	71	SSSC	87	SWAC	99
ETJN	72	STEC	88	SE	100
ETQN	73	STFC	88	ESE	100
ETXN	73			EWT1	101

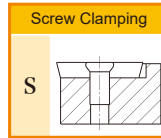
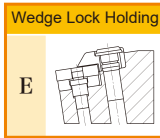
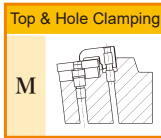
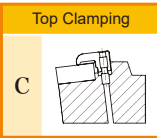


Turning Tool Holder Identification System





E C L N R 25 25 M 12

1	2	3	4	5	6 7	8 9	10	11 12
1 Clamping system	2 Insert shape	3 Toolholder shape	4 Relief angle	5 Version	6 7 Shank Height	8 9 Shank Width	10 Tool Length	11 12 Cutting Edge Length










1 Clamping system









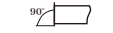
















4 Relief Angle

Sign	Relief Angle
B	
C	
N	
P	




2 Insert Shape

Sign	Insert shape	Angle
R		—
S		90°
T		60°
K		80°
C		55°
D		75°
E		55°
V		35°
W		80°

3 Toolholder Shape

Sign	Toolholder Shape	Sign	Toolholder Shape	Sign	Toolholder Shape
A		J		S	
B		K		T	
C		L		U	
D		M		V	
E		N		W	
F		P		X	Special
G		Q		Y	
H		R		Z	

5 Version

Sign	Direction
R	
N	
L	

6 7 Shank Height



8 9 Shank Width

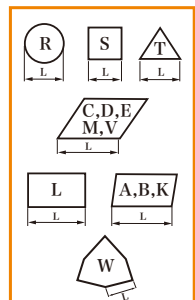


10 Tool Length



Sign	Tool Length	Sign	Tool Length	Sign	Tool Length
A	32	J	110	S	250
B	40	K	125	T	300
C	50	L	140	U	350
D	60	M	150	V	400
E	70	N	160	W	450
F	80	P	170	Y	500
G	90	Q	180	X	Special
H	100	R	200		



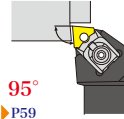
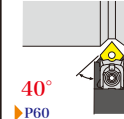
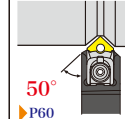
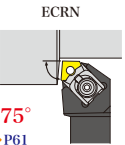
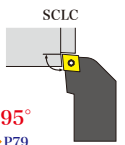
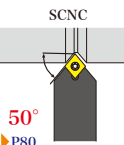

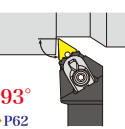
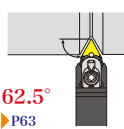

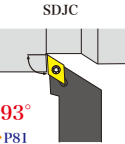
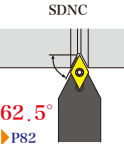
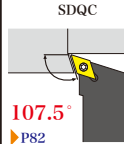

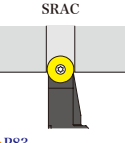
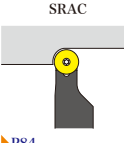
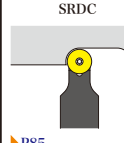
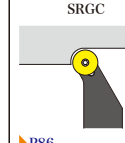



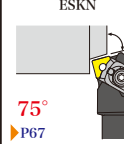
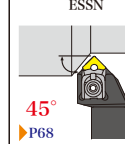
11 12 Cutting Edge Length



Integers to be preceded by 0
 e.g.:h=8mm indicated by 08

Note! Letter symbol in 10th position can be replaced
 by a dash for standard length tools.





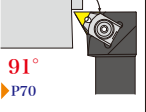
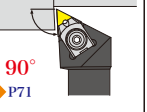
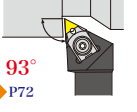
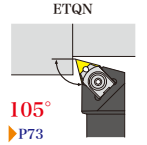
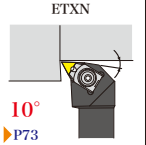
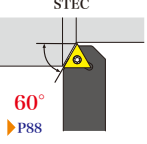
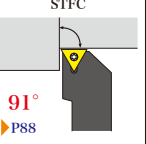
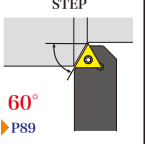
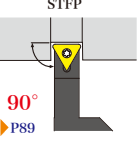

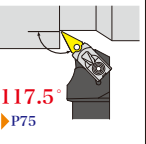
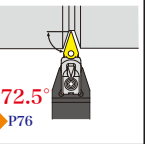
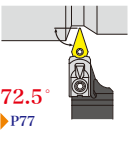
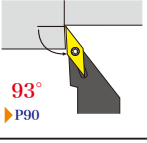
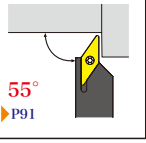
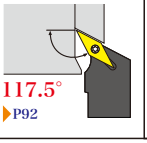
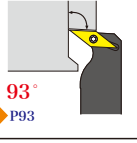
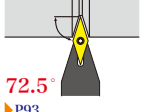
Tool Holder Series

Insert Type	Structure	Tooling			
 <p>80° Diamond Type C</p>	Double Clamp	 <p>ECKN 75° ▶ P58</p>	 <p>ECLN 95° ▶ P59</p>	 <p>ECMNN 40° ▶ P60</p>	 <p>ECMNN-A 50° ▶ P60</p>
		 <p>ECRN 75° ▶ P61</p>			
	Screw-on	 <p>SCLC 95° ▶ P79</p>	 <p>SCNC 50° ▶ P80</p>		
 <p>55° Diamond Type D</p>	Double Clamp	 <p>EDJN 93° ▶ P62</p>	 <p>EDNN 62.5° ▶ P63</p>	 <p>EDQN 107.5° ▶ P64</p>	
	Screw-on	 <p>SDJC 93° ▶ P81</p>	 <p>SDNC 62.5° ▶ P82</p>	 <p>SDQC 107.5° ▶ P82</p>	
 <p>Round Type R</p>	Screw-on	 <p>SRAC ▶ P83</p>	 <p>SRAC ▶ P84</p>	 <p>SRDC ▶ P85</p>	 <p>SRGC ▶ P86</p>
 <p>Square Type S</p>	Double Clamp	 <p>ESBN 75° ▶ P65</p>	 <p>ESDN 45° ▶ P66</p>	 <p>ESKN 75° ▶ P67</p>	 <p>ESSN 45° ▶ P68</p>

C
TOOL HOLDER


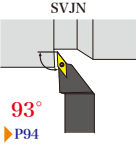
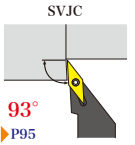

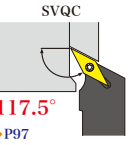
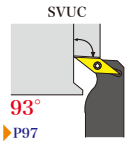
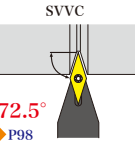
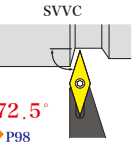

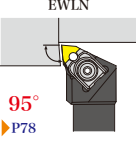
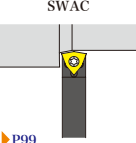

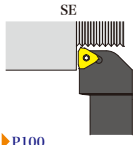

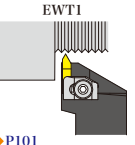
- 
- 
- 
- 
- 
- 
- 
- 
- 
- 
- 
- 

TOOL HOLDER

Insert Type	Structure	Tooling					
 Square Type S	Screw-on	SSSC  45° ▶ P87					
		 Triangular Type T	Double Clamp	ETEN  60° ▶ P69	ETFN  91° ▶ P70	ETGN  90° ▶ P71	ETJN  93° ▶ P72
ETQN  105° ▶ P73	ETXN  10° ▶ P73						
Screw-on	STEC  60° ▶ P88			STFC  91° ▶ P88	STEP  60° ▶ P89	STFP  90° ▶ P89	
	Double Clamp			EVJN  93° ▶ P74	EVQN  117.5° ▶ P75	EVVN  72.5° ▶ P76	EVVNR  72.5° ▶ P77
			Screw-on	SVJB  93° ▶ P90	SVKB  55° ▶ P91	SVQB  117.5° ▶ P92	SVUB  93° ▶ P93
				SVVB  72.5° ▶ P93			

C
 TOOL
 HOLDER

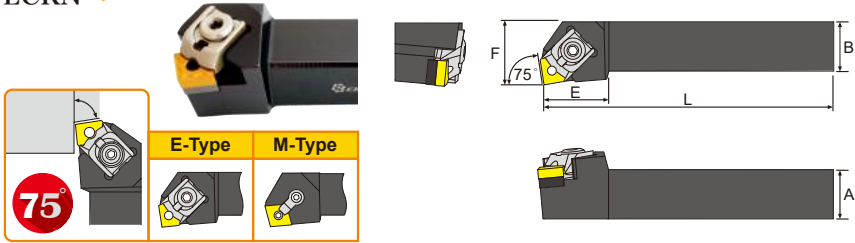
C
D
E
R
S
T
M
V
W
ER/IR
S
MTT
TOOL HOLDERS

Insert Type	Structure	Tooling			
 35° Diamond Type V	Screw-on	 SVJN 93° ▶ P94	 SVJC 93° ▶ P95	 SVKC 55° ▶ P96	 SVQC 117.5° ▶ P97
		 SVUC 93° ▶ P97	 SVVC 72.5° ▶ P98	 SVVC 72.5° ▶ P98	
 Hexagon Type W	Double Clamp	 EVLN 95° ▶ P78			
	Screw-on	 SWAC ▶ P99			
 External Holder ER / IR	Screw-on	 SE ▶ P100	 ESE ▶ P100	 EWT1 ▶ P101	

C
TOOL HOLDER

- C 
- D 
- E 
- R 
- S 
- T 
- V 
- W 
- ER/IR 
- S 
- MTT 

TOOL HOLDER

ECKN Right Hand Show


Model No	Stock		A	B	L	E	F	Insert	Shim	Screw of shim	Clamp	Screw	Clasp	Wrench	Price
	R	L													
ECKNR/L-2020K12	●	●	20	20	125	32	25	CN□□ 1204□□	SMC-432	LW-4	CN12-4	CS80	C-6	LW030 LW040	
ECKNR/L-2525M12	●	●	25	25	150	32	32								
ECKNR/L-3232P12	●	●	32	32	170	32	40								

Model No	Stock		A	B	L	E	F	Insert	Shim	Screw of shim	Clamp	Screw	Wrench	Price
	R	L												
MCKNR/L-2020K12	●	●	20	20	125	32	25	CN□□ 1204□□	SMC-432	LCS-617	CP50-22	CS70-21	LW030	
MCKNR/L-2525M12	●	●	25	25	150	32	32					CS70-22		
MCKNR/L-3232P12	●	●	32	32	170	32	40							

- Recommend you to choose our patent products E-Type.
- Insert Detail : CN□□1204□□→Ref. Page-J

C
 TOOL
 HOLDER

CN

D

R

S

T

V

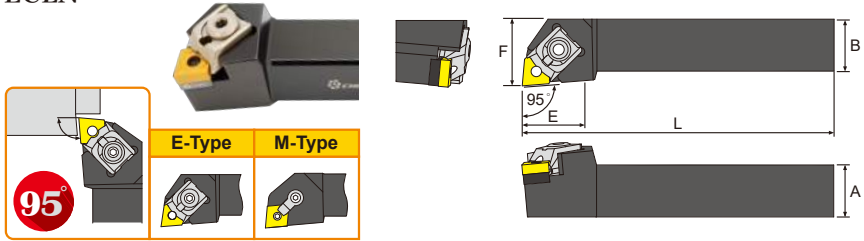
W

ER/IR

MTT

TOOL HOLDER

ECLN Right Hand Show



Model No	Stock		A	B	L	E	F	Insert	Shim	Screw of shim	Clamp	Screw	Clasp	Wrench	Price
	R	L													
ECLNR/L-2020K12	●	●	20	20	125	32	25	CN□□ 1204□□	SMC -432	LW-4	CN12-2	CS80	C-6	LW030	
ECLNR/L-2525M12	●	●	25	25	150	32	32							LW040	
ECLNR/L-3232P12	●	●	32	32	170	32	40	CN□□ 1606□□	SMC -416	LW-5	CN12-2	CS80	C-6	LW040	
ECLNR/L-2525M16	●	●	25	25	150	44	32							LW040	
ECLNR/L-3232P16	●	●	32	32	170	32	40	CN□□ 1204□□	SMC -432	LW-4	CN12-2	CS80	C-6	LW030	
*ECLNR/L 12-4B	●	●	19.05	19.05	114.3	32	25.4							LW040	
*ECLNR/L 16-4D	●	●	25.4	25.4	152.4	32	31.8	CN□□ 1606□□	SMC -416	LW-5	CN12-2	CS80	C-6	LW040	
*ECLNR/L 20-4D	●	●	31.75	31.75	152.4	32	38.1							LW040	
*ECLNR/L 16-5D	●	●	25.4	25.4	152.4	32	31.8	CN□□ 1204□□	SMC -432	LW-4	CN12-2	CS80	C-6	LW030	
*ECLNR/L 20-5D	●	●	31.75	31.75	152.4	32	38.1							LW040	

*Imperial Dimension.

Model No	Stock		A	B	L	E	F	Insert	Shim	Screw of shim	Clamp	Screw	Wrench	Price
	R	L												
MCLNR/L-1616K12	●	●	16	16	125	32	20	CN□□ 1204□□	SMC-432	LCS-617	CP50-22	CS70-21	LW030 LW040	
MCLNR/L-2020K12	●	●	20	20	125	32	25					CS70-22		
MCLNR/L-2525M12	●	●	25	25	150	32	32	CN□□ 1204□□	SMC-432	LCS-617	CP50-22	CS70-21	LW030 LW040	
MCLNR/L-3232P12	●	●	32	32	170	32	40					CS70-22		

●Recommend you to choose our patent products E-Type.

●Insert Detail : CN□□1204□□→Ref.Page-J

C
TOOL HOLDER



TOOL HOLDER

ECMNN

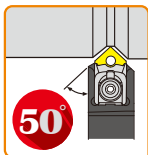


Model No	Stock	A	B	L	E	F	Insert	Shim	Screw of shim	Clamp	Screw	Clasp	Wrench	Price
ECMNN-2020K12	●	20	20	125	32	25	CN□□ 1204□□	SMC -432	LW-4	CN12-2	CS80	C-6	LW030	
ECMNN-2525M12	●	25	25	150	32	32							LW040	
ECMNN-3232P12	●	32	32	170	48	40	CN□□ 1606□□	SMC -416	LW-5				LW040	
ECMNN-2525M16	●	25	25	150	32	32							LW040	

●Recommend you to choose our patent products E-Type.

●Insert Detail : CN□□1204□□→Ref.Page-J

ECMNN-A



Model No	Stock	A	B	L	E	F	Insert	Shim	Screw of shim	Clamp	Screw	Clasp	Wrench	Price
ECMNN-2020K12A	●	20	20	125	32	25	CN□□ 1204□□	SMC -432	LW-4	CN12-4	CS80	C-6	LW030	
ECMNN-2525M12A	●	25	25	150	32	32							LW040	
ECMNN-3232P12A	●	32	32	170	48	40	CN□□ 1606□□	SMC -416	LW-5				LW040	
ECMNN-2525M16A	●	25	25	150	32	32							LW040	

●Recommend you to choose our patent products E-Type.

●Insert Detail : CN□□1204□□→Ref.Page-J

C
TOOL
HOLDER

CN

◇

D

▱

E

R

○

S

□

T

△

V

▽

W

ER/IR

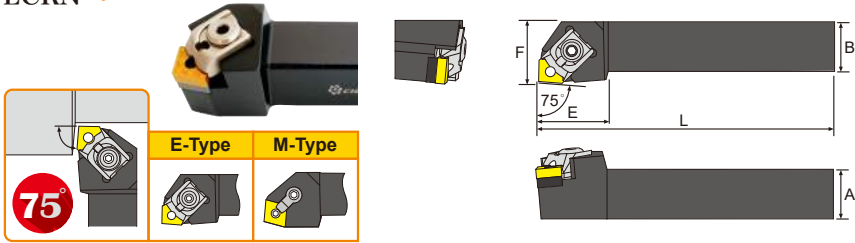
S

MTT

▽

TOOL HOLDER

ECRN Right Hand Show



Model No	Stock		A	B	L	E	F	Insert	Shim	Screw of shim	Clamp	Screw	Clasp	Wrench	Price
	R	L													
ECRNR/L-2020K12	●	●	20	20	125	32	25	CN□□ 1204□□	SMC -432	LW-4	CN12-4	CS80	C-6	LW030 LW040	
ECRNR/L-2525M12	●	●	25	25	150	32	32								
ECRNR/L-3232P12	●	●	32	32	170	32	40								

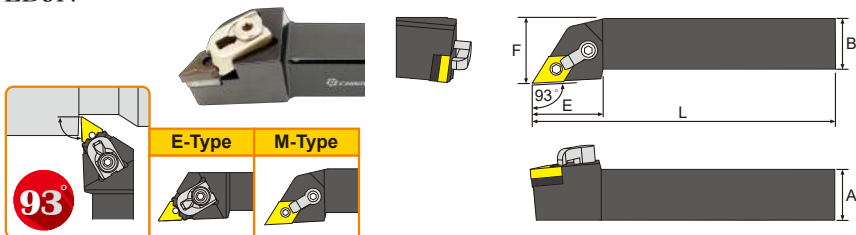
Model No	Stock		A	B	L	E	F	Insert	Shim	Screw of shim	Clamp	Screw	Wrench	Price
	R	L												
MCRNR/L-2020K12	●	●	20	20	125	32	25	CN□□ 1204□□	SMC-432	LCS-617	CP50-22	CS70-21	LW030	
MCRNR/L-2525M12	●	●	25	25	150	32	32					CS70-22		
MCRNR/L-3232P12	●	●	32	32	170	32	40							

- Recommend you to choose our patent products E-Type.
- Insert Detail : CN□□1204□□→Ref.Page-J

C
TOOL HOLDER

- CN**
- D**
- E**
- R**
- S**
- T**
- V**
- W**
- ER/IR**
- S**
- MTT**

TOOL HOLDER

EDJN Right Hand Show


Model No	Stock		A	B	L	E	F	Insert	Shim	Screw of shim	Clamp	Screw	Clasp	Wrench	Price
	R	L													
EDJNR/L-2020K11	●	●	20	20	125	36	25	DN□□ 1104□□	SMD -363	LT-3	DN11	CS60E	C-5	LW025 LW030	
EDJNR/L-2525M11	●	●	25	25	150	36	32								
EDJNR/L-2020K15	●	●	20	20	125	44	25								
EDJNR/L-2525M15	●	●	25	25	150	44	32	DN□□ 1504□□	SMD -463	LD-1					
EDJNR/L-3232P15	●	●	32	32	170	44	40				DN15	CS80	C-6	LW025 LW040	
EDJNR/L-2020K15A	●	●	20	20	125	44	25								
EDJNR/L-2525M15A	●	●	25	25	150	44	32	DN□□ 1506□□	SMD -466	LW-4					
EDJNR/L-3232P15A	●	●	32	32	170	44	40								
*EDJNR/L 12-4B	●	●	19.05	19.05	114.3	32	25.4								
*EDJNR/L 16-4D	●	●	25.4	25.4	152.4	32	31.75	DN□□ 1504□□	SMD -463	LD-1	DN15	CS80	-	LW030 LW040	
*EDJNR/L 20-4D	●	●	31.75	31.75	152.4	32	38.10								

*Imperial Dimension.

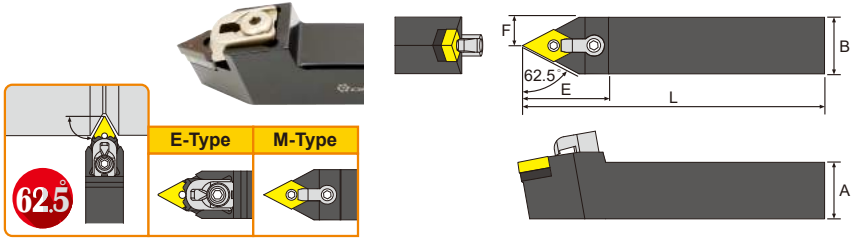
Model No	Stock		A	B	L	E	F	Insert	Shim	Screw of shim	Clamp	Screw	Wrench	Price
	R	L												
MDJNR/L-2020K15	●	●	20	20	125	36	25					CS70-21		
MDJNR/L-2525M15	●	●	25	25	150	40	32	DN□□ 1504□□	SMD -463			CS70-22		
MDJNR/L-3232P15	●	●	32	32	170	40	40							
MDJNR/L-2020K15A	●	●	20	20	125	36	25				LCS-619	CP50-24	LW030	
MDJNR/L-2525M15A	●	●	25	25	150	40	32	DN□□ 1506□□	SMD -466			CS70-21		
MDJNR/L-3232P15A	●	●	32	32	170	40	40					CS70-22		

● Recommend you to choose our patent products E-Type.

● DN□□1504 and DN□□1506 inserts can be use the same tool body.

● Insert Detail : DN□□1104□□、DN□□1504□□、DN□□1506□□→Ref.Page-M

EDNN



Model No	Stock	A	B	L	E	F	Insert	Shim	Screw of shim	Clamp	Screw	Clasp	Wrench	Price
EDNNN-2020K15	●	20	20	125	48	10	DN□□ 1504□□	SMD -463	LD-1	DN15	CS80	C-6	LW030 LW040	
EDNNN-2525M15	●	25	25	150	48	12.5								
EDNNN-3232P15	●	32	32	170	48	16								
EDNNN-2020K15A	●	20	20	125	48	10	DN□□ 1506□□	SMD -466	LW-4					
EDNNN-2525M15A	●	25	25	150	48	12.5								
EDNNN-3232P15A	●	32	32	170	48	16								

Model No	Stock	A	B	L	E	F	Insert	Shim	Screw of shim	Clamp	Screw	Wrench	Price
MDNNN-2020K15	●	20	20	125	41	10	DN□□ 1504□□	SMD-463	LCS-619	CP50-24	CS70-21	LW030	
MDNNN-2525M15	●	25	25	150	41	12.5							
MDNNN-3232P15	●	32	32	170	41	16							
MDNNN-2020K15A	●	20	20	125	41	10	DN□□ 1506□□	SMD-466			CS70-21		
MDNNN-2525M15A	●	25	25	150	41	12.5							
MDNNN-3232P15A	●	32	32	170	41	16							

- Recommend you to choose our patent products E-Type.
- DN□□1504 and DN□□1506 inserts can be use the same tool body.
- Insert Detail : DN□□1504□□、DN□□1506□□→Ref.Page-M

C
TOOL HOLDER

E

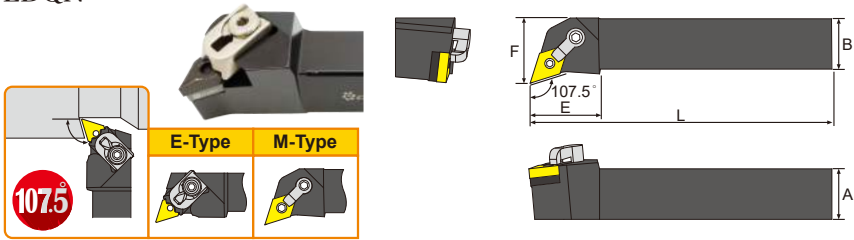
M

S

ER/IR

MTT

TOOL HOLDER

EDQN Right Hand Show


Model No	Stock		A	B	L	E	F	Insert	Shim	Screw of shim	Clamp	Screw	Clasp	Wrench	Price
	R	L													
EDQNR/L-2020K11	●	●	20	20	125	36	25	DN□□ 1104□□	SMD -363	LT-3	DN11	CS60E	C-5	LW025 LW030	
EDQNR/L-2525M11	●	●	25	25	150	36	32	DN□□ 1504□□	SMD -463	LD-1	DN15	CS80	C-6	LW030 LW040	
EDQNR/L-2525M15	●	●	25	25	150	44	32	DN□□ 1504□□	SMD -463	LD-1					
EDQNR/L-3232P15	●	●	32	32	170	44	40	DN□□ 1504□□	SMD -463	LD-1	DN15	CS80	C-6	LW030 LW040	
EDQNR/L-2525M15A	●	●	25	25	150	44	32	DN□□ 1506□□	SMD -466	LW-4					
EDQNR/L-3232P15A	●	●	32	32	170	36	40	DN□□ 1506□□	SMD -466	LW-4					

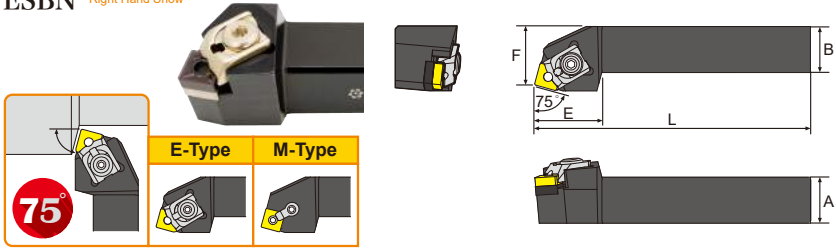
Model No	Stock		A	B	L	E	F	Insert	Shim	Screw of shim	Clamp	Screw	Wrench	Price
	R	L												
MDQNR/L-2020K15	●	●	20	20	125	36	25	DN□□ 1504□□	SMD-463	LCS-619	CP50-24	CS70-21	LW030	
MDQNR/L-2525M15	●	●	25	25	150	36	32					CS70-22		
MDQNR/L-3232P15	●	●	32	32	170	36	40	DN□□ 1506□□	SMD-466	LCS-619	CP50-24	CS70-21	LW030	
MDQNR/L-2020K15A	●	●	20	20	125	36	25					CS70-22		
MDQNR/L-2525M15A	●	●	25	25	150	36	32	DN□□ 1506□□	SMD-466	LCS-619	CP50-24	CS70-21	LW030	
MDQNR/L-3232P15A	●	●	32	32	170	44	40	DN□□ 1506□□	SMD-466	LCS-619	CP50-24	CS70-22	LW030	

- Recommend you to choose our patent products E-Type.
- DN□□1504 and DN□□1506 inserts can be use the same tool body.
- Insert Detail : DN□□1104□□、DN□□1504□□、DN□□1506□□→Ref.Page-M

C
 TOOL HOLDER

C
DN
R
S
T
V
W
ER/IR
MTT
TOP HOLDER

ESBN Right Hand Show



Model No	Stock		A	B	L	E	F	Insert	Shim	Screw of shim	Clamp	Screw	Clasp	Wrench	Price
	R	L													
ESBNR/L-2020K12	●	●	20	20	125	32	25								
ESBNR/L-2525M12	●	●	25	25	150	32	32	SN□□ 1204□□	SMS-432	LW-4	SN12	CS80	C-6	LW030 LW040	
ESBNR/L-3232P12	●	●	32	32	170	32	40								

Model No	Stock		A	B	L	E	F	Insert	Shim	Screw of shim	Clamp	Screw	Wrench	Price
	R	L												
MSBNR/L-2020K12	●	●	20	20	125	32	25					CS70-21		
MSBNR/L-2525M12	●	●	25	25	150	32	32	SN□□ 1204□□	SMS-432	LCS-617	CP50-22	CS70-22	LW030	
MSBNR/L-3232P12	●	●	32	32	170	32	40							

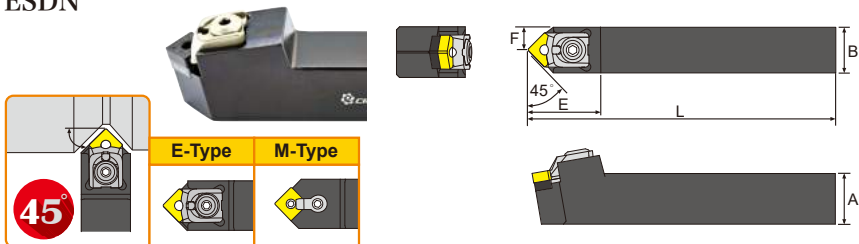
- Recommend you to choose our patent products E-Type.
- Insert Detail : SN□□1204□□→Ref.Page-Q

C
TOOL HOLDER

- C**
- D**
- E**
- R**
- SN**
- M**
- V**
- W**
- S**
- ER/IR**
- MTT**

TOOL HOLDER

ESDN



Model No	Stock	A	B	L	E	F	Insert	Shim	Screw of shim	Clamp	Screw	Clasp	Wrench	Price
ESDNN-2020K12	●	20	20	125	48	10	SN□□ 1204□□	SMS-432	LW-4	SN12	CS80	C-6	LW030 LW040	
ESDNN-2525M12	●	25	25	150	48	12.5								
ESDNN-3232P12	●	32	32	170	48	16								

Model No	Stock	A	B	L	E	F	Insert	Shim	Screw of shim	Clamp	Screw	Wrench	Price
MSDNN-2020K12	●	20	20	125	34	10	SN□□ 1204□□	SMS-432	LCS-617	CP50-22	CS70-21	LW030	
MSDNN-2525M12	●	25	25	150	34	12.5							
MSDNN-3232P12	●	32	32	170	34	16							CS70-22

- Recommend you to choose our patent products E-Type.
- Insert Detail : SN□□1204□□→Ref.Page-Q

C
TOOL
HOLDER

E

M

SN

T

V

W

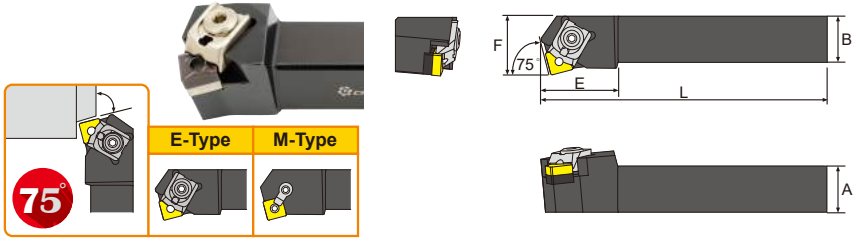
S

ER/IR

MTT

TOOL
HOLDER

ESKN Right Hand Show



Model No	Stock		A	B	L	E	F	Insert	Shim	Screw of shim	Clamp	Screw	Clasp	Wrench	Price
	R	L													
ESKNR/L-2020K12	●	●	20	20	125	32	25								
ESKNR/L-2525M12	●	●	25	25	150	32	32	SN□□ 1204□□	SMS -432	LW-4	SN12	CS80	C-6	LW030 LW040	
ESKNR/L-3232P12	●	●	32	32	170	32	40								

Model No	Stock		A	B	L	E	F	Insert	Shim	Screw of shim	Clamp	Screw	Wrench	Price
	R	L												
MSKNR/L-2020K12	●	●	20	20	125	32	25					CS70-21		
MSKNR/L-2525M12	●	●	25	25	150	32	32	SN□□ 1204□□	SMS-432	LCS-617	CP50-22	CS70-22	LW030	
MSKNR/L-3232P12	●	●	32	32	170	32	40							

- Recommend you to choose our patent products E-Type.
- Insert Detail : SN□□1204□□→Ref.Page-Q

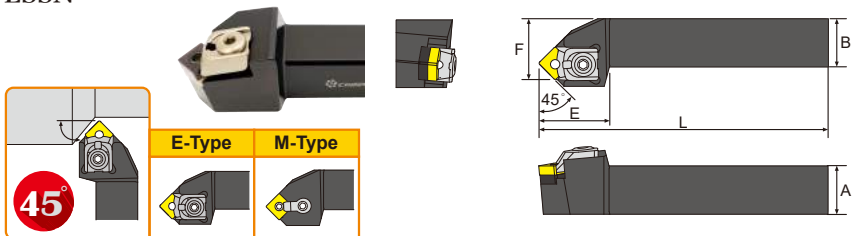
C
TOOL HOLDER

E
C
D
R
O

M
SN
T
V

S
W
ER/IR
MTT

TOOL HOLDER

ESSN Right Hand Show


Model No	Stock		A	B	L	E	F	Insert	Shim	Screw of shim	Clamp	Screw	Clasp	Wrench	Price
	R	L													
ESSNR/L-2020K12	●	●	20	20	125	32	25								
ESSNR/L-2525M12	●	●	25	25	150	32	32	SN□□ 1204□□	SMS-432	LW-4	SN12	CS80	C-6	LW030 LW040	
ESSNR/L-3232P12	●	●	32	32	170	32	40								

Model No	Stock		A	B	L	E	F	Insert	Shim	Screw of shim	Clamp	Screw	Wrench	Price
	R	L												
MSSNR/L-2020K12	●	●	20	20	125	32	25					CS70-21		
MSSNR/L-2525M12	●	●	25	25	150	32	32	SN□□ 1204□□	SMS-432	LCS-617	CP50-22	CS70-22	LW030	
MSSNR/L-3232P12	●	●	32	32	170	32	40							

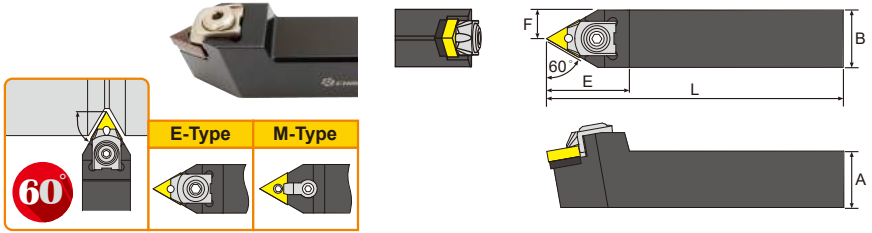
● Recommend you to choose our patent products E-Type.

● Insert Detail : SN□□1204□□→Ref.Page-Q

C
 TOOL
 HOLDER

E
M
S
S
S
S
S
S
S
S
S
S
S
S
S
S
S
S
**TOOL
 HOLDER**

ETEN



Model No	Stock	A	B	L	E	F	Insert	Shim	Screw of shim	Clamp	Screw	Clasp	Wrench	Price
ETENN-2020K16	●	20	20	125	38	17.65	TN□□ 1604□□	SMT -322	LT-3	TN16-3	CS80	C-6	LW025 LW040	
ETENN-2525M16	●	25	25	150	42	20.15								

Model No	Stock	A	B	L	E	F	Insert	Shim	Screw of shim	Clamp	Screw	Wrench	Price
MTENN-2020K16	●	20	20	125	38	17.65	TN□□ 1604□□	SMT-322	LCS-513	CP50-22	CS70-21	LW020 LW030	
MTENN-2525M16	●	25	25	150	42	20.15					CS70-22		

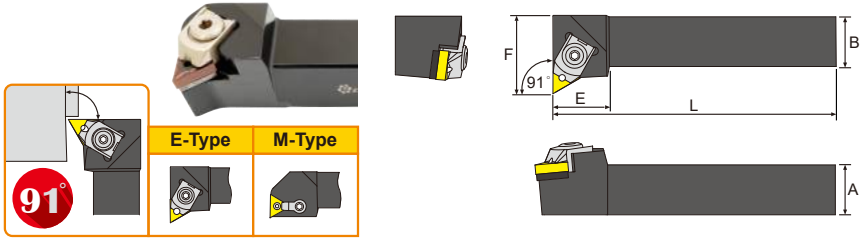
●Recommend you to choose our patent products E-Type.








●Insert Detail : TN□□1604□□→Ref.Page-T








C
TOOL HOLDER

- C
- D
- R
- S
- TN
- V
- W
- ER/IR
- MTT

TOOL HOLDER

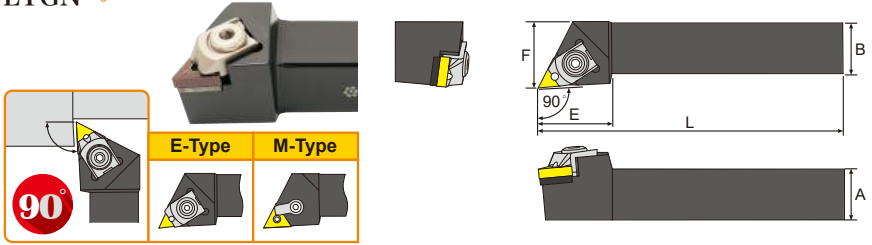
ETFN Right Hand Show


Model No	Stock		A	B	L	E	F	Insert	Shim	Screw of shim	Clamp	Screw	Clasp	Wrench	Price
	R	L													
ETFNR/L-2020K16	●	●	20	20	125	30	25								
ETFNR/L-2525M16	●	●	25	25	150	32	32								
ETFNR/L2525M16A	●	●	25	25	150	32	32								
ETFNR/L-3232P16	●	●	32	32	170	32	40								

Model No	Stock		A	B	L	E	F	Insert	Shim	Screw of shim	Clamp	Screw	Wrench	Price
	R	L												
MTFNR/L-2020K16	●	●	20	20	125	32	25							
MTFNR/L-2525M16	●	●	25	25	150	32	32							
MTFNR/L-3232P16	●	●	32	32	170	32	40							

- Recommend you to choose our patent products E-Type.
- Insert Detail : TN□□1604□□→Ref.Page-T

ETGN Right Hand Show



Model No	Stock		A	B	L	E	F	Insert	Shim	Screw of shim	Clamp	Screw	Clasp	Wrench	Price						
	R	L																			
ETGNR/L-1616K16	●	●	16	16	125	30	20	 TN□□ 1604□□	 SMT -322	 LT-4	 TN16-2	 CS60E	 C-5	 LW025 LW030							
ETGNR/L-2020K16	●	●	20	20	125	32	25									 LT-3	 TN16-3	 CS80	 C-6	 LW025 LW040	
ETGNR/L-2525M16	●	●	25	25	150	42	32														

Model No	Stock		A	B	L	E	F	Insert	Shim	Screw of shim	Clamp	Screw	Wrench	Price
	R	L												
MTGNR/L-1616K16	●	●	16	16	125	32	20	 TN□□ 1604□□	 SMT-322	 LCS-513	 CP50-22	 CS70-21	 LW020 LW030	
MTGNR/L-2020M16	●	●	20	20	150	32	25							
MTGNR/L-2525M16	●	●	25	25	150	32	32							

- Recommend you to choose our patent products E-Type.
- Insert Detail : TN□□1604□□→Ref.Page-T

C
TOOL HOLDER

E

M

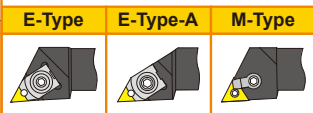
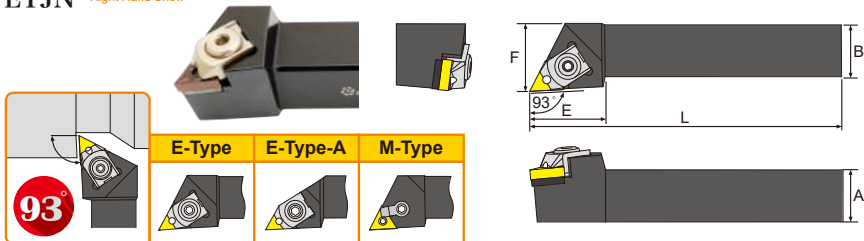
S








W







ER/IR

MTT







TOOL HOLDER

ETJN Right Hand Show


Model No	Stock		A	B	L	E	F	Insert	Shim	Screw of shim	Clamp	Screw	Clasp	Wrench	Price
	R	L													
ETJNR/L-1616K16	●	●	16	16	125	32	20								
ETJNR/L-2020K16	●	●	20	20	125	32	25								
ETJNR/L-2525M16	●	●	25	25	125	32	32								
ETJNR/L-3232P16	●	●	32	32	170	32	40								
ETJNR/L-2020K16A	●	●	20	20	125	32	25								
ETJNR/L-2525M16A	●	●	25	25	150	32	32								
ETJNR/L-3232P16A	●	●	32	32	170	32	40								

Model No	Stock		A	B	L	E	F	Insert	Shim	Screw of shim	Clamp	Screw	Wrench	Price
	R	L												
*ETJNR/L 12-3B	●	●	19.05	19.05	114.3	32	25.4							
*ETJNR/L 16-3D	●	●	25.4	25.4	152.4	32	31.8							
*ETJNR/L 20-3D	●	●	31.75	31.75	152.4	32	38.1							

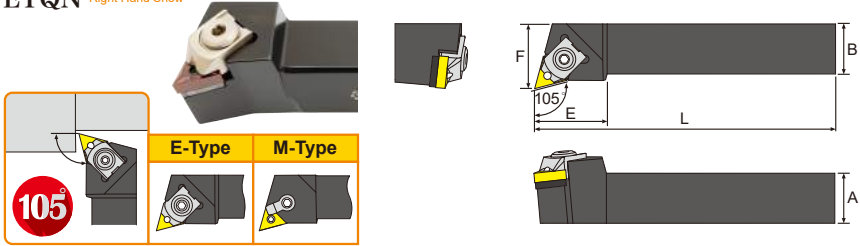
*Imperial Dimension.

Model No	Stock		A	B	L	E	F	Insert	Shim	Screw of shim	Clamp	Screw	Wrench	Price
	R	L												
MTJNR/L-1616K16	●	●	16	16	125	32	20							
MTJNR/L-2020K16	●	●	20	20	125	32	25							
MTJNR/L-2525M16	●	●	25	25	150	32	32							
MTJNR/L-3232P16	●	●	32	32	170	32	40							

●Recommend you to choose our patent products E-Type.

●Insert Detail : TN□□1604□□→Ref.Page-T

ETQN Right Hand Show

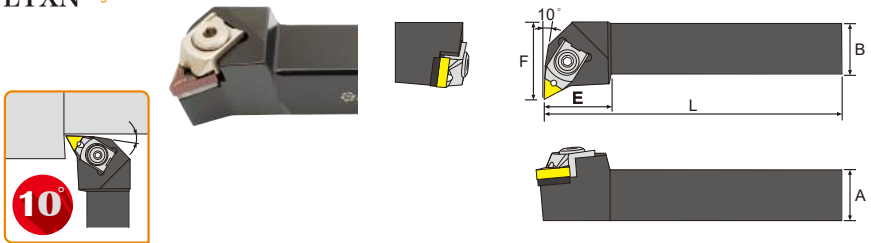


Model No	Stock		A	B	L	E	F	Insert	Shim	Screw of shim	Clamp	Screw	Clasp	Wrench	Price
	R	L													
ETQNR/L-2020K16	●	●	20	20	125	30	25	TN□□ 1604□□	SMT -322	LT-3	TN16-3	CS80	C-6	LW025 LW040	
ETQNR/L-2525M16	●	●	25	25	150	32	32								
ETQNR/L-3232P16	●	●	32	32	170	32	40								

Model No	Stock		A	B	L	E	F	Insert	Shim	Screw of shim	Clamp	Screw	Wrench	Price
	R	L												
MTQNR/L-2020K16	●	●	20	20	125	32	25	TN□□ 1604□□	SMT-322	LCS-513	CP50-22	CS70-21	LW020 LW030	
MTQNR/L-2525M16	●	●	25	25	150	32	32							
MTQNR/L-3232P16	●	●	32	32	170	32	40							

- Recommend you to choose our patent products E-Type.
- Insert Detail : TN□□1604□□→Ref.Page-T

ETXN Right Hand Show



產品型號 Model No	Stock		A	B	L	E	F	Insert	Shim	Screw of shim	Clamp	Screw	Clasp	Wrench	Price
	R	L													
ETXNR/L-2020K16	●	●	20	20	125	32	25	TN□□ 1604□□	SMT -322	LT-3	TN16-3	CS80	C-6	LW025 LW040	
ETXNR/L-2525M16	●	●	25	25	150	32	32								
ETXNR/L-3232P16	●	●	32	32	170	32	40								

- Recommend you to choose our patent products E-Type.
- Insert Detail : TN□□1604□□→Ref.Page-T

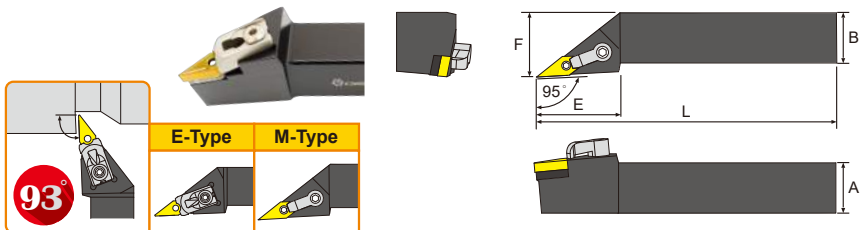
C
TOOL HOLDER

E
C
D
R
S
□

M
TN
△
V
◇

W
ER/IR
S
MTT
△

TOOL HOLDER

EVJN Right Hand Show


Model No	Stock		A	B	L	E	F	Insert	Shim	Screw of shim	Clamp	Screw	Clasp	Wrench	Price
	R	L													
EVJNR/L-2020K12	●	●	20	20	125	44	25	VN□□ 12T3□□	-	LT-1	VN12				
EVJNR/L-2525M12	●	●	25	25	150	44	32					CS60E	C-5	LW025 LW030	
EVJNR/L-2020K16	●	●	20	20	125	44	25	VN□□ 1604□□	SMV -322	LT-3	VN16				
EVJNR/L-2525M16	●	●	25	25	150	44	32					CS60E	C-5	LW025 LW030	
EVJNR/L-3232P16	●	●	32	32	170	47	40								
*EVJNR/L 12-3B	●	●	19.05	19.05	114.3	47	25.4								
*EVJNR/L 16-3D	●	●	25.4	25.4	152.4	47	31.8	VN□□ 1604□□	SMV -322	LT-3	VN16	CS60E	C-6	LW025 LW030	
*EVJNR/L 20-3D	●	●	31.75	31.75	152.4	47	38.1								

*Imperial Dimension.

Model No	Stock		A	B	L	E	F	Insert	Shim	Screw of shim	Clamp	Screw	Wrench	Price
	R	L												
MVJNR/L-2020K16	●	●	20	20	125	44	25					CS70-21		
MVJNR/L-2525M16	●	●	25	25	150	40	32	VN□□ 1604□□	SMV-322	LCS-513	CP50-24	CS70-22	LW020 LW030	
MVJNR/L-3232P16	●	●	32	32	170	40	40							

●Recommend you to choose our patent products E-Type.

●Insert Detail : VN□□1604□□→Ref. Page-W

C
 TOOL HOLDER

C

D

R

S

T

VN

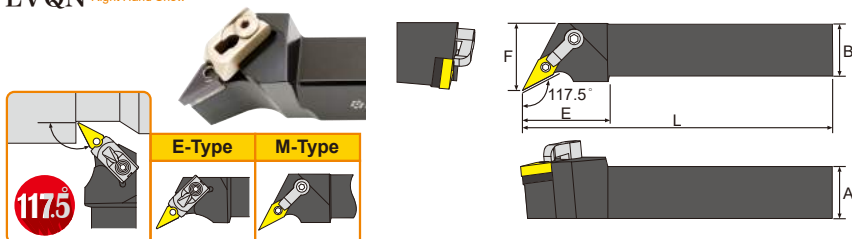
W

ER/IR

MTT

TOP HOLDER

EVQN Right Hand Show



Model No	Stock		A	B	L	E	F	Insert	Shim	Screw of shim	Clamp	Screw	Clasp	Wrench	Price
	R	L													
EVQNR/L-2525M16	●	●	25	25	150	44	32	VN□□ 1604□□	SMV -322	LT-3	VN16	CS60E	C-5	LW025 LW030	
EVQNR/L-3232P16	●	●	32	32	170	44	40								

Model No	Stock		A	B	L	E	F	Insert	Shim	Screw of shim	Clamp	Screw	Wrench	Price
	R	L												
MVQNR/L-2020K16	●	●	20	20	125	40	25					CS70-21		
MVQNR/L-2525M16	●	●	25	25	150	40	32	VN□□ 1604□□	SMV-322	LCS-513	CP50-24		LW020 LW030	
MVQNR/L-3232P16	●	●	32	32	170	40	40					CS70-22		

● Recommend you to choose our patent products E-Type.

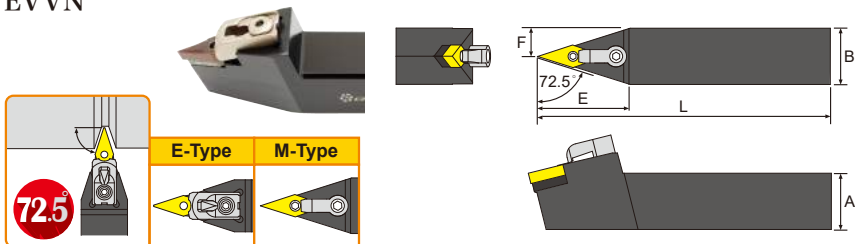
● Insert Detail : VN□□1604□□→Ref.Page-W

C
TOOL
HOLDER



T
O
O
L
H
O
L
D
E
R

EVVN



Model No	Stock	A	B	L	E	F	Insert	Shim	Screw of shim	Clamp	Screw	Clasp	Wrench	Price
EVVNN-2020K16	●	20	20	125	48	10								
EVVNN-2525M16	●	25	25	150	48	12.5	VN□□ 1604□□	SMV -322	LT-3	VN16	CS60E	C-5	LW025 LW030	
EVVNN-3232P16	●	32	32	170	48	16								

Model No	Stock	A	B	L	E	F	Insert	Shim	Screw of shim	Clamp	Screw	Wrench	Price
MVVNN-2020K16	●	20	20	125	48	10						CS70-21	
MVVNN-2525M16	●	25	25	150	48	12.5	VN□□ 1604□□	SMV-322	LCS-513	CP50-24		LW020 LW030	
MVVNN-3232P16	●	32	32	170	48	16					CS70-22		

● Recommend you to choose our patent products E-Type.

● Insert Detail : VN□□1604□□→Ref.Page-W

C
TOOL
HOLDER

E

M

VN

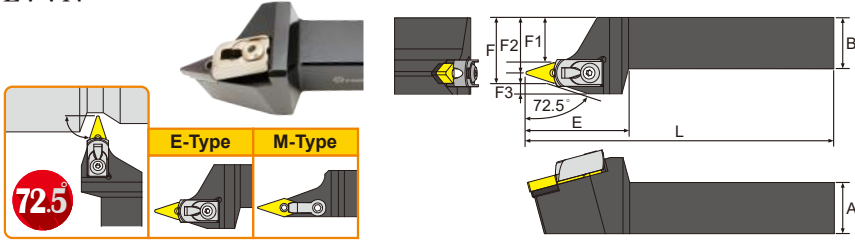
W

S

MTT

TOOL
HOLDER

EVVN Right Hand Show



Model No	Stock		A	B	L	E	F	F1	F2	F3	Insert	Price
	R	L										
EVVNR-2020K16	●	●	20	20	125	48	25	15.09	20.045	4.2	VN□□ 1604□□	
EVVNR-2525M16	●	●	25	25	150	48	32	22.09	27.045	5.2		

Tool Attachment

Model No	Shim	Screw of shim	Clamp	Screw	Clasp	Wrench
EVVNR-2020K16						
EVVNR-2525M16	SMV-322	LT-3	VN16	CS60E	C-5	LW025 LW030

Model No	Stock		A	B	L	E	F	F1	F2	F3	Insert	Price
	R	L										
MVVNR-2020K16	●	●	20	20	125	48	25	15.09	20.045	3.4	VN□□ 1604□□	
MVVNR-2525M16	●	●	25	25	150	48	32	22.045	27.045	2.5		

Tool Attachment

Model No	Shim	Screw of shim	Clamp	Screw	Wrench
MVVNR-2020K16					
MVVNR-2525M16	SMV-322	LCS-513	CP50-24	CS70-21 CS70-22	LW020 LW030

● Recommend you to choose our patent products E-Type.

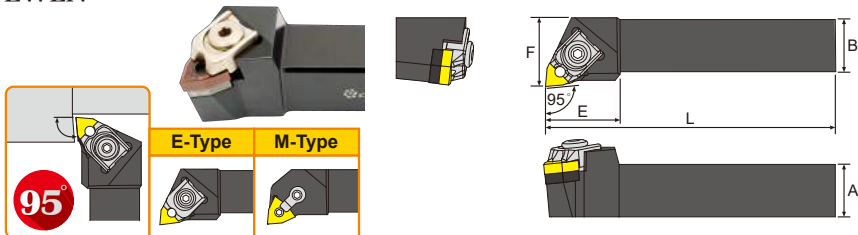
● Insert Detail : VN□□1604□□→Ref.Page-W

C
TOOL HOLDER

E
C
D
R
S
T
M
VN

W
ER/IR
S
MTT

TOOL HOLDER

EWLNR Right Hand Show

C
 TOOL HOLDER

E
 C
D
R
S
T
V

M
 WN

S
 ER/IR
MTT

TOP HOLDER

Model No	Stock		A	B	L	E	F	Insert	Shim	Screw of shim	Clamp	Screw	Clasp	Wrench	Price
	R	L													
EWLNR/L-2020K06	●	●	20	20	125	30	25	WN□□ 0604□□	SMW -406	LT-3	WN06-2	CS60E	C-5	LW025 LW030	
EWLNR/L-2525M06	●	●	25	25	150	32	32								
EWLNR/L-2020K08	●	●	20	20	125	32	25								
EWLNR/L-2525M08	●	●	25	25	150	32	32	WN□□ 0804□□	SMW -422	LW-4	WN08-4	CS80	C-6	LW030 LW040	
EWLNR/L-3232P08	●	●	32	32	170	32	40								
*EWLNR/L 12-4B	●	●	19.05	19.05	114.3	32	25.4								
*EWLNR/L 16-4D	●	●	25.4	25.4	152.4	32	31.8	WN□□ 0804□□	SMW -422	LW-4	WN08-4	CS80	C-6	LW030 LW040	
*EWLNR/L 20-4D	●	●	31.75	31.75	152.4	32	38.1								

*Imperial Dimension.

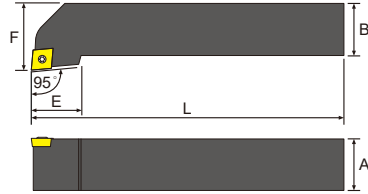
Model No	Stock		A	B	L	E	F	Insert	Shim	Screw of shim	Clamp	Screw	Wrench	Price
	R	L												
MWLNR/L-2020K08	●	●	20	20	125	32	25					CS70-21		
MWLNR/L-2525M08	●	●	25	25	150	32	32	WN□□ 0804□□	SMW-422	LCS-617	CP50-22	CS70-22	LW030	
MWLNR/L-3232P08	●	●	32	32	170	32	40							

●Recommend you to choose our patent products E-Type.

●Insert Detail : WM□□0804□□→Ref.Page-X

SCLC Right Hand Show

 New Specification Arrival



Model No	Stock		A	B	L	E	F	Insert	Screw	Wrench	Price
	R	L									
SCLCR/L-0808K06	●	●	8	8	125	8	10	CC□□ 0602□□	CS25	T-8	
SCLCR/L-1010K06	●	●	10	10	125	10	12				
NEW SCLCR/L-1212K06	●	●	12	12	125	16	16				
NEW SCLCR/L-1616K06	●	●	16	16	125	20	20	CC□□ 09T3□□	CS35	T-15	
SCLCR/L-1212K09	●	●	12	12	125	16	16				
SCLCR/L-1616K09	●	●	16	16	125	20	20				
SCLCR/L-2020K09	●	●	20	20	125	22	25	CC□□ 1204□□	CS45		
SCLCR/L-2525M09	●	●	25	25	150	22	32				
SCLCR/L-2020K12	●	●	20	20	125	30	25				
SCLCR/L-2525M12	●	●	25	25	150	22	32				

●Insert Detail : CC□□0602□□、CC□□09T3□□、CC□□1204□□→Ref.Page-I

C
TOOL
HOLDER

CC

D

E

R

S

T

M

V

W

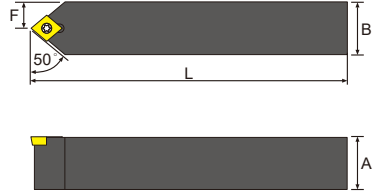
S

ER/IR

MTT

TOOL
HOLDER

SCNC



C
TOOL
HOLDER



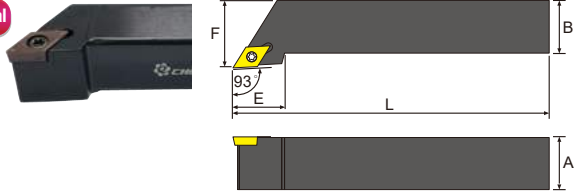
TOOL
HOLDER




Model No	Stock		A	B	L	F	Insert	Screw	Wrench	Price
	R	L								
SCNCN-1010K06	●	●	10	10	125	5	CC□□ 0602□□	CS25	T-15	
SCNCN-1212K09	●	●	12	12	125	6	CC□□ 09T3□□	CS35		
SCNCN-1616K09	●	●	16	16	125	8				
SCNCN-2020K09	●	●	20	20	125	10				
SCNCN-2525M09	●	●	25	25	150	12.5	CC□□ 1204□□	CS45		
SCNCN-2020K12	●	●	20	20	125	10				
SCNCN-2525M12	●	●	25	25	150	12.5				

●Insert Detail : CC□□0602□□、CC□□09T3□□、CC□□1204□□→Ref.Page-I

SDJC Right Hand Show

 New Specification Arrival



Model No	Stock		A	B	L	E	F	Insert 	Screw 	Wrench 	Price
	R	L									
SDJCR/L-0808K07	●	●	8	8	125	12	10	DC□□ 0702□□	CS25	T-8	
SDJCR/L-1010K07	●	●	10	10	125	14	12				
SDJCR/L-1212K07	●	●	12	12	125	18	16				
NEW SDJCR/L-1616K07	●	●	16	16	125	22	20	DC□□ 11T3□□	CS35	T-15	
SDJCR/L-1212K11	●	●	12	12	125	18	16				
SDJCR/L-1616K11	●	●	16	16	125	22	20				
SDJCR/L-2020K11	●	●	20	20	125	22	25				
SDJCR/L-2525M11	●	●	25	25	150	22	32				

●Insert Detail : DC□□0702□□、DC□□11T3□□→Ref.Page-L

C
TOOL
HOLDER

- 
- 
- 
- 
- 
- 
- 
- 
- 
- 
- 
- 

TOOL
HOLDER

SDNC



Model No	Stock	A	B	L	F	Insert	Screw	Wrench	Price
SDNCN-0808K07	●	8	8	125	4	DC□□ 0702□□	CS25	T-8	
SDNCN-1010K07	●	10	10	125	5	DC□□ 11T3□□	CS35	T-15	
SDNCN-1212K11	●	12	12	125	6				
SDNCN-1616K11	●	16	16	125	8				
SDNCN-2020K11	●	20	20	125	10				
SDNCN-2525M11	●	25	25	150	12.5				

●Insert Detail : DC□□0702□□、DC□□11T3□□→Ref.Page-L

SDQC Right Hand Show



Model No	Stock		A	B	L	E	F	Insert	Screw	Wrench	Price
	R	L									
SDQCR/L-1010K07	●	●	10	10	125	14	12	DC□□ 0702□□	CS25	T-8	
SDQCR/L-1212K07	●	●	12	12	125	18	16	DC□□ 11T3□□	CS35	T-15	
SDQCR/L-1212K11	●	●	12	12	125	18	16				
SDQCR/L-1616K11	●	●	16	16	125	30	20				
SDQCR/L-2020K11	●	●	20	20	125	30	25				
SDQCR/L-2525M11	●	●	25	25	150	30	32				

●Insert Detail : DC□□0702□□、DC□□11T3□□→Ref.Page-L

C
TOOL
HOLDER

C

DC

R

S

T

M

W

ER/IR

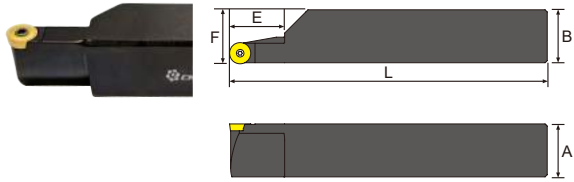
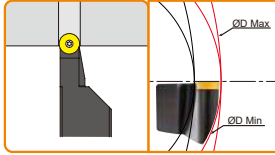
MTT




S

TOOL
HOLDER

SRAC Right Hand Show

 **New Arrival**

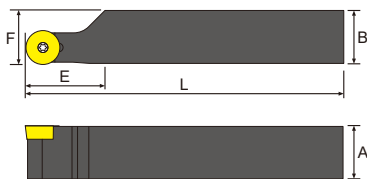
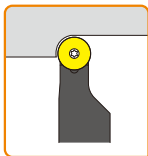


Model No	Stock		A	B	ØD Max	ØD Min	L	E	F	Insert	Screw	Wrench	Price
	R	L											
NEW SRACR/L-2525M10-R50	●	●	25	25	R125	R50	150	26	25.5	RC□□ 1003□□	CS30	T-10	

C
TOOL HOLDER

- 
- 
- E** 
- RC** 
- 
- 
- M** 
- 
- 
- S** 
- 
- 

TOOL HOLDER

SRAC Right Hand Show

C
 TOOL HOLDER

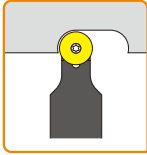
C
 D
 E

RC
S
S
T
V
W
ER/IR
MTT
Top Holder

Model No	Stock		A	B	L	E	F	Insert	Screw	Wrench	Price		
	R	L											
SRACR/L-3.3K06	●	●	9.52	9.52	125	16	9.9	RC□□ 0602□□	CS25	T-8			
SRACR/L-1010K06	●	●	10	10	125	11	10						
SRACR/L-1212K06	●	●	12	12	125	14	12.3						
SRACR/L-1616K06	●	●	16	16	125	14	16.3						
SRACR/L-2020K06	●	●	20	20	125	12	20.4						
SRACR/L-2525M06	●	●	25	25	150	12	25.4						
SRACR/L-3.3K08	●	●	9.52	9.52	125	20	9.9				RC□□ 0803□□	CS30	T-10
SRACR/L-3.4K08	●	●	9.52	12.7	125	25	13.1						
SRACR/L-4.4K08	●	●	12.7	12.7	125	16	13.1						
SRACR/L-1212K08	●	●	12	12	125	16	12.4						
SRACR/L-1616K08	●	●	16	16	125	16	16.4						
SRACR/L-2020K08	●	●	20	20	125	16	20.4						
SRACR/L-2525M08	●	●	25	25	150	16	25.4						
SRACR/L-1212K10	●	●	12	12	125	12	12.4	RC□□ 1003□□	CS35	T-15			
SRACR/L-1616K10	●	●	16	16	125	16	16.4						
SRACR/L-2020K10	●	●	20	20	125	20	20.4						
SRACR/L-2525M10	●	●	25	25	150	20	25.4						
SRACR/L-2525M10T3	●	●	25	25	150	20	25.4				RC□□ 10T3□□	CH40	
SRACR/L-2525M12	●	●	25	25	150	20	25.4				RC□□ 1204□□		

●Insert Detail : RC□□0803□□、RC□□10T3□□、RC□□1204□□→Ref.Page-N

SRDC



Model No	Stock	A	B	L	E	F	Insert	Screw	Wrench	Price		
SRDCN-1010K06	●	10	10	125	12	5	RC□□ 0602□□	CS25	T-8			
SRDCN-1212K06	●	12	12	125	12	6						
SRDCN-1616K06	●	16	16	125	12	8						
SRDCN-2020K06	●	20	20	125	12	10						
SRDCN-2525M06	●	25	25	150	12	12.5						
SRDCN-1010K08	●	10	10	125	16	5	RC□□ 0803□□	CS30	T-10			
SRDCN-1212K08	●	12	12	125	16	6						
SRDCN-1616K08	●	16	16	125	16	8						
SRDCN-2020K08	●	20	20	125	16	10						
SRDCN-2525M08	●	25	25	150	16	12.5						
SRDCN-1010K10	●	10	10	125	20	5	RC□□ 1003□□	CS30	T-10			
SRDCN-1212K10	●	12	12	125	20	6						
SRDCN-1616K10	●	16	16	125	20	8						
SRDCN-2020K10	●	20	20	125	20	10						
SRDCN-2525M10	●	25	25	150	20	12.5						

●Insert Detail : RC□□0803□□、RC□□10T3□□、RC□□1204□□→Ref.Page-N

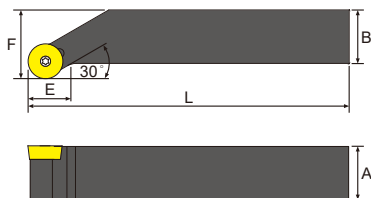
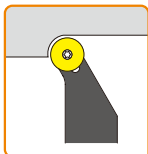
C
TOOL HOLDER

C
D
E

RC
S
T
V

S
W
ER/IR
MTT

TOOL HOLDER

SRGC Right Hand Show

C
 TOOL HOLDER

C
 D E

RC
 S

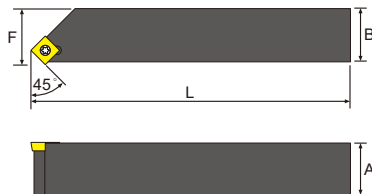
S
 T M

V
W
ER/IR
MTT
S
 Top Holder

Model No	Stock		A	B	L	E	F	Insert	Screw	Wrench	Price		
	R	L											
SRGCR/L-1212K06	●	●	12	12	125	11	16	RC□□ 0602□□	CS25	T-8			
SRGCR/L-1616K06	●		16	16	125	14	20						
SRGCR/L-2020K06	●	●	20	20	125	14	25						
SRGCR/L-2525M06	●	●	25	25	150	14	32						
SRGCR/L-1616K08	●		16	16	125	16	20	RC□□ 0803□□	CS30	T-10			
SRGCR/L-2020K08	●	●	20	20	125	16	25						
SRGCR/L-2525M08	●	●	25	25	150	20	32						
SRGCR/L-2020K10	●	●	20	20	125	16	25	RC□□ 1003□□	CS35	T-15			
SRGCR/L-2525M10			25	25	150	20	32						
SRGCR/L-2020K10T3			20	20	125	16	25	RC□□ 10T3□□	CS35				
SRGCR/L-2020K12	●	●	20	20	125	1	25	RC□□ 1204□□	CH40	T-15			
SRGCR/L-2525M12	●	●	25	25	150	20	32						
SRGCR/L-2020K16	●	●	20	20	125	16	25	RC□□ 1606□□	CS45	T-15			
SRGCR/L-2525M16			25	25	150	20	32						

●Insert Detail : RC□□0803□□、RC□□10T3□□、RC□□1204□□、RC□□1606□□→Ref.Page-N

SSSC Right Hand Show



Model No	Stock		A	B	L	F	Insert	Screw	Wrench	Price
	R	L								
SSSCR-1212K09	●	●	12	12	125	13	SC□□ 09T3□□	CS35	T-15	
SSSCR-1616K09	●	●	16	16	125	17				
SSSCR-2020K09	●	●	20	20	125	21				
SSSCR-2525M09	●	●	25	25	150	26				

●Insert Detail : SC□□09T3□□→Ref.Page-P

C
TOOL HOLDER

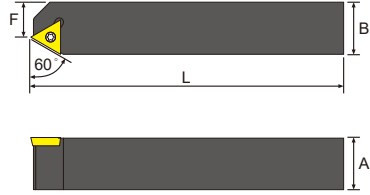
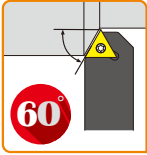
E

M

S

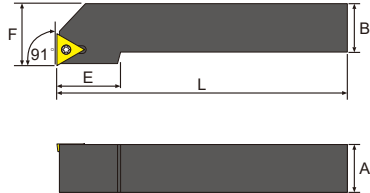
W
ER/IR
MTT

TOOL HOLDER

STEC Right Hand Show


Model No	Stock		A	B	L	F	Insert	Screw	Wrench	Price
	R	L								
STECR/L-2020K11	●	●	20	20	125	14.5	TC□□ 1102□□	CS25	T-8	
STECR/L-2525M11	●	●	25	25	125	19.5				
STECR/L-2020K16	●	●	20	20	125	12	TC□□ 16T3□□	CS35	T-15	
STECR/L-2525M16	●	●	25	25	150	17				

●Insert Detail : TC□□1102□□、TC□□16T3□□→Ref.Page-S


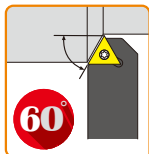
STFC Right Hand Show


Model No	Stock		A	B	L	E	F	Insert	Screw	Wrench	Price
	R	L									
STFCR/L-1212K11	●	●	12	12	125	14	16	TC□□ 1102□□	CS25	T-8	
STFCR/L-1616K11	●	●	16	16	125	14	20				
STFCR/L-2020K16	●	●	20	20	125	22	25	TC□□ 16T3□□	CS40	T-15	
STFCR/L-2525M16	●	●	25	25	125	30	32				

●Insert Detail : TC□□1102□□、TC□□16T3□□→Ref.Page-S

- C
TOOL HOLDER
- D
- E
- R
- S
- TC
- M
- V
- W
- ER/IR
- S
- MTT
- TOP HOLDER

STEP Right Hand Show



Model No	Stock		A	B	L	F	Insert	Screw	Wrench	Price
	R	L								
STEPR/L-2020K11	●	●	20	20	125	14.5	TP□□ 1103□□	CS30	T-10	
STEPR/L-2525M11	●	●	25	25	150	19.5				

STFP Right Hand Show

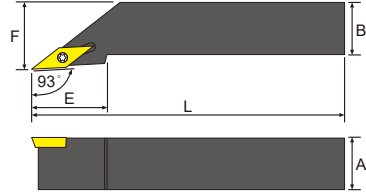


Model No	Stock		A	B	L	E	F	Insert	Screw	Wrench	Price
	R	L									
STFPR/L-2525M09-R40	●	●	25	25	150	25	26	TP□□ 0902□□	CS25	T-8	
STFPR/L-2525M11-R40	●	●	25	25	150	25	26	TP□□ 1103□□	CS30	T-10	
STFPR/L-3232P11-R40	●	●	32	32	170	25	31				

C
TOOL HOLDER

- C
- D
- R
- S
- TC
- M
- V
- W
- ER/IR
- MTT

TOOL HOLDER

SVJB Right Hand Show

C
 TOOL
 HOLDER

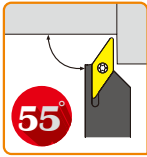
-  C
-  D
-  E
-  R
-  S
-  T
-  M
-  VB
-  W
-  ER/IR
-  MTT

S
**TOOL
 HOLDER**

Model No	Stock		A	B	L	E	F	Insert	Screw	Wrench	Price	
	R	L										
SVJBR/L-1010K11	●	●	10	10	125	18	12	VB□□ 1103□□	CS25	T-8		
SVJBR/L-1212K11	●	●	12	12	125	18	16					
SVJBR/L-1616K11	●	●	16	16	125	20	20					
SVJBR/L-2020K11	●	●	20	20	125	22	25					
SVJBR/L-2525M11	●	●	25	25	150	22	32					
SVJBR/L-1616K16	●	●	16	16	125	30	20	VB□□ 1604□□	CS35	T-15		
SVJBR/L-2020K16	●	●	20	20	125	39	25					
SVJBR/L-2525M16	●	●	25	25	150	42	32					

●Insert Detail : VB□□1604□□→Ref.Page-U

SVKB Right Hand Show



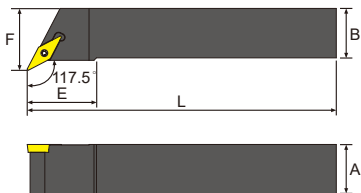
Model No	Stock		A	B	L	F	Insert	Screw	Wrench	Price	
	R	L									
SVKBR/L-1010K11	●	●	10	10	125	9	VB□□ 1103□□	CS25	T-8		
SVKBR/L-1212K11	●	●	12	12	125	9					
SVKBR/L-1616K11	●	●	16	16	125	9					
SVKBR/L-2020K11	●	●	20	20	125	9					
SVKBR/L-2020K16	●	●	20	20	125	12	VB□□ 1604□□	CS35	T-15		
SVKBR/L-2525M16	●	●	25	25	150	12					
SVKBR/L-1616K16	●	●	16	16	125	9					

●Insert Detail : VB□□1604□□→Ref.Page-U

C
TOOL HOLDER

- C
- D
- E
- R
- S
- T
- M
- VB
- W
- ER/IR
- S
- MTT

TOOL HOLDER

SVQB Right Hand Show

C
 TOOL
 HOLDER

C
 D
 E

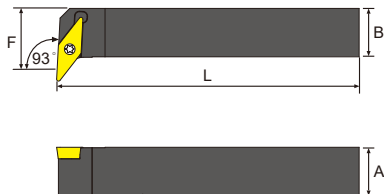
R
 S
 T
M
VB
W
 ER/IR
S
 MTT

T
O
P
H
O
L
D
E

Model No	Stock		A	B	L	E	F	Insert	Screw	Wrench	Price		
	R	L											
SVQBR/L-1010K11	●	●	10	10	125	14	12	VB□□ 1103□□	CS25	T-8			
SVQBR/L-1212K11	●	●	12	12	125	18	16						
SVQBR/L-1616K11	●	●	16	16	125	30	20						
SVQBR/L-2020K11	●	●	20	20	125	30	25	VB□□ 1604□□	CS35	T-15			
SVQBR/L-1616K16	●	●	16	16	125	30	20						
SVQBR/L-2020K16	●	●	20	20	125	30	25						
SVQBR/L-2525M16	●	●	25	25	150	30	32						

●Insert Detail : VB□□1604□□→Ref.Page-U

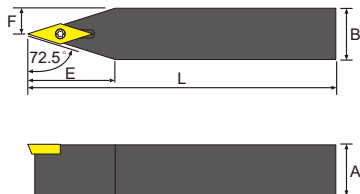
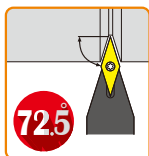
SVUB Right Hand Show



Model No	Stock		A	B	L	F	Insert	Screw	Wrench	Price
	R	L								
SVUBR/L-1616K11	●	●	16	16	125	25	VB□□ 1103□□	CS25	T-8	
SVUBR/L-2020K11	●	●	20	20	125	30	VB□□ 1604□□	CS35	T-15	
SVUBR/L-2020K16	●	●	20	20	125	30	VB□□ 1604□□	CS35	T-15	
SVUBR/L-2525M16	●	●	25	25	150	35	VB□□ 1604□□	CS35	T-15	

●Insert Detail : VB□□1604□□→Ref.Page-U

SVVB



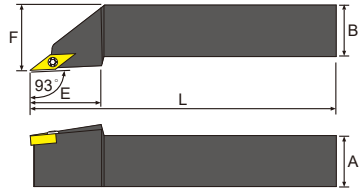
Model No	Stock		A	B	L	E	F	Insert	Screw	Wrench	Price		
	R	L											
SVVBN-1010K11	●	●	10	10	125	18	5	VB□□ 1103□□	CS25	T-8			
SVVBN-1212K11	●	●	12	12	125	18	6						
SVVBN-1616K11	●	●	16	16	125	30	8						
SVVBN-2525M11	●	●	25	25	150	30	15.8	VB□□ 1604□□	CS35	T-15			
SVVBN-2020K16	●	●	20	20	125	30	10						
SVVBN-2525M16	●	●	25	25	150	30	12.5						
SVVBN-2020M16N	●	●	20	20	125	30	19.5						

●Insert Detail : VB□□1604□□→Ref.Page-U

C
TOOL HOLDER

- C
- D
- E
- R
- S
- T
- M
- VB
- W
- ER/IR
- S
- MTT

TOOL HOLDER

SVJN Right Hand Show

C
 TOOL
 HOLDER

C
 D
 E

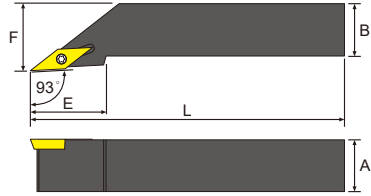
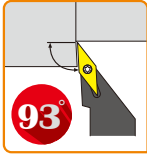
R
 S
 T
 M

VN
W
ER/IR
MTT
S
**T
O
P
H
O
L
D
E
R**

Model No	Stock		A	B	L	E	F	Insert	Screw	Wrench	Price
	R	L									
SVJNR/L-2020K12	●	●	20	20	125	37	25	VN□□ 12T3□□	CS30	T-10	
SVJNR/L-2525M12	●	●	25	25	150	37	32				

● Insert Detail : Korloy.

SVJC Right Hand Show



Model No	Stock		A	B	L	E	F	Insert	Screw	Wrench	Price		
	R	L											
SVJCR/L-1010K11	●	●	10	10	125	18	12	VC□□ 1103□□	CS25	T-8			
SVJCR/L-1212K11	●	●	12	12	125	18	16						
SVJCR/L-1616K11	●	●	16	16	125	30	20						
SVJCR/L-2020K11	●	●	20	20	125	22	25	VC□□ 1604□□	CS35	T-15			
SVJCR/L-1616K16	●	●	16	16	125	30	20						
SVJCR/L-2020K16	●	●	20	20	125	40	25						
SVJCR/L-2525M16	●	●	25	25	150	40	32						

●Insert Detail : VC□□1604□□→Ref.Page-V

C
TOOL HOLDER

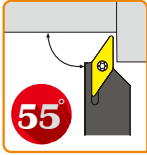
E

M

VC

S

TOOL HOLDER

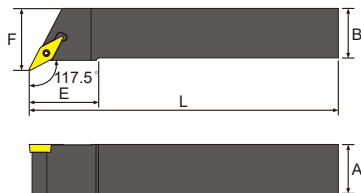
SVKC Left Hand Show

C
 TOOL
 HOLDER

E
M
VC
S
W
ER/IR
MTT
S
TOP HOLDER

Model No	Stock		A	B	L	E	F	Insert	Screw	Wrench	Price		
	R	L											
SVKCR/L-1010K11			10	10	125	14	9	VC□□ 1103□□	CS25	T-8			
SVKCR/L-1212K11	●		12	12	125	15	9						
SVKCR/L-1616K11	●		16	16	125	15	9						
SVKCR/L-2020K11	●		20	20	125	15	9						
SVKCR/L-2525M11			25	25	150	30	12						
SVKCR/L-1616K16	●		16	16	125	15	9	VC□□ 1604□□	CS35	T-15			
SVKCR/L-2020K16	●		20	20	125	25	9						
SVKCR/L-2525M16	●		25	25	150	25	12						

●Insert Detail : VC□□1604□□→Ref.Page-V

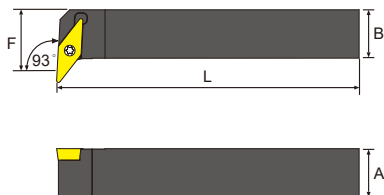

SVQC Right Hand Show



Model No	Stock		A	B	L	E	F	Insert	Screw	Wrench	Price		
	R	L											
SVQCR/L-1010K11	●	●	10	10	125	14	14.5	VC□□ 1103□□	CS25	T-8			
SVQCR/L-1212K11	●	●	12	12	125	18	16.5						
SVQCR/L-1616K11	●	●	16	16	125	30	20.5						
SVQCR/L-2020K11	●	●	20	20	125	30	25						
SVQCR/L-1616K16	●	●	16	16	125	30	20	VC□□ 1604□□	CS35	T-15			
SVQCR/L-2020K16	●	●	20	20	125	30	25						
SVQCR/L-2525M16	●	●	25	25	150	30	32						

●Insert Detail : VC□□1604□□→Ref.Page-V

SVUC Right Hand Show



Model No	Stock		A	B	L	F	Insert	Screw	Wrench	Price
	R	L								
SVUCR/L-1616K11	●	●	16	16	125	25	VB□□ 1103□□	CS25	T-8	
SVUCR/L-2020K11	●	●	20	20	125	30				
SVUCR/L-2020K16	●	●	20	20	125	30	VB□□ 1604□□	CS35	T-15	
SVUCR/L-2525M16	●	●	25	25	150	35				

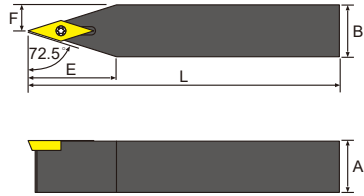
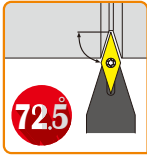
●Insert Detail : VC□□1604□□→Ref.Page-V

C
TOOL HOLDER



TOOL HOLDER

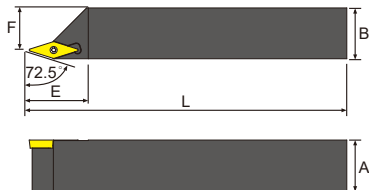
SVVC



Model No	Stock		A	B	L	E	F	Insert	Screw	Wrench	Price		
	R	L											
SVVCN-1010K11	●		10	10	125	18	5	VC□□ 1103□□	CS25	T-8			
SVVCN-1212K11	●		12	12	125	18	6						
SVVCN-1616K11	●		16	16	125	30	8						
SVVCN-2525M11	●		25	25	150	35	12.5	VC□□ 1604□□	CS35	T-15			
SVVCN-2020K16	●		20	20	125	30	10						
SVVCN-2525M16	●		25	25	150	30	12.5						

●Insert Detail : VC□□1604□□→Ref.Page-V

SVVC Right Hand Show



Model No	Stock		A	B	L	E	F	Insert	Screw	Wrench	Price
	R	L									
SVVCR-2020K11	●	●	20	20	125	30	16	VC□□ 1103□□	CS25	T-8	
SVVCR-2525M11	●	●	25	25	150	25	21				
SVVCR-2020K16	●	●	20	20	125	30	5	VC□□ 1604□□	CS35	T-15	
SVVCR-2525M16	●	●	25	25	150	30	20				

●Insert Detail : VC□□1604□□→Ref.Page-V

C
TOOL HOLDER

E

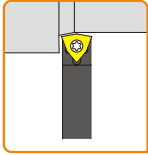
M




VC

S

TOP HOLDER

SWAC Right Hand Show



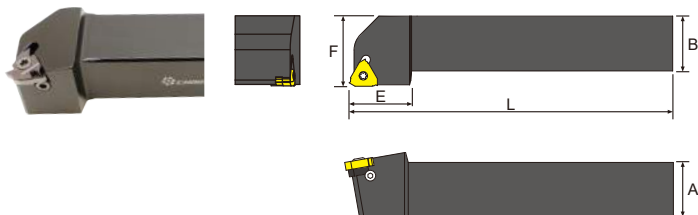
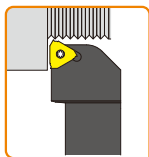
Model No	Stock		A	B	L	E	F	Insert 	Screw 	Wrench 	Price
	R	L									
SWACR/L-2525M04	●	●	25	25	150	30	26	WC□□ 0402□□	CS25	T-8	

C
TOOL HOLDER

- C
- D
- E
- R
- S
- TP
- M
- V

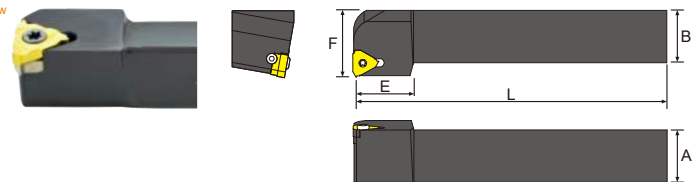
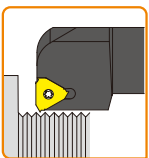
- WC
- ER/IR
- MTT
- S

TOOL HOLDER

SE Right Hand Show


Model No	Stock		A	B	L	E	F	Insert	Shim	Shim	Screw	Screw	Wrench	Wrench	Price		
	R	L															
SER/L-1010K16	●	●	10	10	125	20	14	16ER/IR			CS35		T-15				
SER/L-1212K11	●	●	12	12	125	20	16	11ER/IR	-	-	CS30	-	T-10	-			
SER/L-1212K16	●	●	12	12	125	20	16	16ER/IR			CS35		T-15	LW025			
SER/L-1616K16	●	●	16	16	125	25	20										
SER/L-2020K16	●	●	20	20	125	25	25										
SER/L-2525M16	●	●	25	25	150	27	32		AE16	AI16	CS 35115	CS6-0306					
SER/L-3232P16	●	●	32	32	170	27	40	22ER/IR					T-15	LW025			
SER/L-2525M22	●	●	25	25	150	27	32										
SER/L-3232P22	●	●	32	32	170	27	40		AE22	AI22	CS 45115	CS6-0406				LW030	

- 16ER : Right hand insert.
- 16IR : Left hand insert.
- Insert Detail : 11ER/IR、16ER/IR、22ER/IR→Ref.Page-AQ~AR

ESE Right Hand Show


Model No	Stock		A	B	L	E	F	Insert	Shim	Shim	Screw	Screw	Wrench	Wrench	Price		
	R	L															
ESER/L-1616K16	●	●	16	16	125	25	20	16ER/IR					T-15	LW025			
ESER/L-2020K16	●	●	20	20	125	25	25										
ESER/L-2525M16	●	●	25	25	150	27	32		AE16	AI16	CS 35115	CS6-0306					
ESER/L-3232P16	●	●	32	32	170	27	40										

- 16ER : Right hand insert.
- 16IR : Left hand insert.
- Insert Detail : 16ER/IR→Ref.Page-AQ~AR

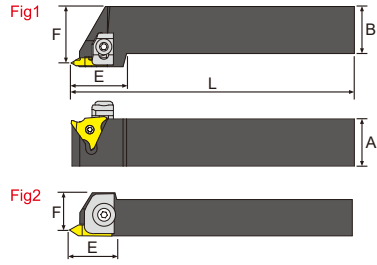
C
 TOOL HOLDER

C
D
E
R
S
T
M
V
W
S
 ER/IR

MTT

The Right Tool Holder

EWT1 Right Hand Show



Model No	Stock		A	B	L	E	F	Fig	Insert	Screw	Clamp	Wrench	Wrench	Spring	Price
	R	L													
EWT1R/L-1616K4N	●	●	16	16	125	21	16	2	MTT R/L43	CD6- 60-20 CS40	ETK1 R/L	T-15	LW040	S6	
EWT1R/L-2020K4	●	●	20	20	125	32	25	1	MTT R/L43						
EWT1R/L-2525M4	●	●	25	25	150	27	32	1							

C
TOOL HOLDER

E

M

S

W

ER/IR

MTT

The Right Tool Holder

Tool Holder With Coolant Series

10Bar Max



Features :

1. Always position accurate while changing insert repeatedly.
2. No insert movement during high speed or heavily interrupted operation.
3. Change insert is simple and effective.
4. Excellent cooling results.
5. The coolant nozzle system increase inserts' life and stability.
6. Original E-type tool holders can replace our coolant nozzle. It is more economical way than to purchase new tool holders with coolant holders.

