














































END MILL SERIES

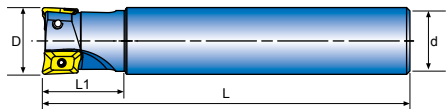
刀桿形狀 Tool Type	刀片形狀 Insert Shape	柄徑 (D) Shank Dia. (mm)																				頁碼 Page							
		8	10	11	12	13	14	16	17	18	20	21	22	25	26	28	30	31	32	33	35		40	45	48.8	50	63	63.8	
EAPMC00 					●		●	●	●		●	●		●	●				●		●	●				●	●	162	
EAPMD00 														●	●	●				●	●	●				●	●	163	
EAX20-O 						●	●		●	●		●	●	●	●	●			●		●					●	●	166	
EAX20 						●	●	●	●	●	●	●	●	●	●	●			●		●	●	●				●	●	167
EAX30-O 														●		●	●			●		●	●				●	●	168
EAX30 														●	●	●	●			●	●	●	●				●	●	169
E90AP00 					●		●	●	●	●	●	●		●	●					●		●	●				●		171
EZC 								●	●	●	●		●	●	●					●		●	●				●	●	173
EAP 				●	●	●		●	●	●			●																175
ED90AP00 				●	●	●		●	●	●	●		●	●								●	●						176
EDRDH00 							●	●		●	●		●	●		●				●		●							177

刀槽形狀 Tool Type	刀片形狀 Insert Shape	柄徑 (D) Shank Dia. (mm)																				頁碼 Page						
		8	10	11	12	13	14	16	17	18	20	21	22	25	26	28	30	31	32	33	35		40	45	48.8	50	63	63.8
EC00M00000 		●	●		●			●			●			●					●									178
(E)RD(HA)0R0 			●	●	●	●		●	●		●	●		●	●		●		●		●							180
TS00-C00 											●			●			●				●	●			●		181	
TSP 											●			●			●				●	●			●		181	
SAE-00 																	●				●	●	●		●	●	182	
TC45° 																	●				●			●			182	
TM45° 												●													●		●	183
TM60° 												●													●		●	183
刀槽形狀 Tool Type	刀片形狀 Insert Shape	柄徑 (D) Shank Dia. (mm)															頁碼 Page											
EM90AP00 			●		●		●			●			●															184
EM90AP16 																					●	●					184	

刀桿形狀 Tool Type	刀片形狀 Insert Shape	柄徑 (D) Shank Dia. (mm)														頁碼 Page
		40	50	63	64	74	80	94	100	114	125	139	160	200		
ESP400			●	●				●		●		●		●		187
EC					●	●		●		●		●				188
EZC-R		●	●	●				●		●						189
S45SE00			●	●				●		●		●		●		190
SE50-C00			●													191
EAX SHELL		●	●	●				●		●		●				192
EX90			●	●				●		●		●				193
EASX4000			●	●				●		●		●		●		194
ERDH			●	●												194
SC										●		●		●	●	195
SCT													●	●		195

EAPMC00-D00-000

E 端銑刀
E End Mill






產品型號 Model No	在庫 Stock	寸法 Dimension (mm)					刀片 Insert	零件 Parts		價格 Price		
		D	d	L	L1	INO		螺絲 Screw	旗型扳手 Wrench			
EAPMC11-D12-100	●	12	12	100	25	1	AP □□ 1135 □□	CS25	T-8			
EAPMC11-D14-80		14	16	80	25	1						
EAPMC11-D14-100	●	14	16	100	25	1						
EAPMC11-D14-120		14	16	120	25	1						
EAPMC11-D16-145		16	16	145	25	2						
EAPMC11-D16-150	●	16	16	150	25	2						
EAPMC11-D17-150	●	17	16	150	25	2						
EAPMC11-D18-100		18	16	100	25	2						
EAPMC11-D18-145		18	16	145	25	2						
EAPMC11-D20-110		20	20	110	30	3						
EAPMC11-D20-150	●	20	20	150	30	3						
EAPMC11-D20-150		20	20	150	40	3						
EAPMC11-D21-150	●	21	20	150	30	3						
EAPMC11-D21-150-3T		21	20	150	40	3						
EAPMC11-D21-200		21	20	200	40	2						
EAPMC11-D21-200-3T		21	20	200	40	3						
EAPMC11-D21-250		21	20	250	40	2						
EAPMC11-D21-250-3T		21	20	250	40	3						
EAPMC11-D22-110		22	20	110	30	3						
EAPMC11-D22-150	●	22	20	150	30	3						
EAPMC11-D25-120		25	25	120	35	4						
EAPMC11-D25-150	●	25	25	150	35	4						
EAPMC11-D25-170		25	25	170	50	2						
EAPMC11-D25-200	●	25	25	200	35	4						
EAPMC11-D26-150-4T		26	25	150	35	4						
EAPMC11-D26-200		26	25	200	35	2						
EAPMC11-D26-200-4T	●	26	25	200	35	4						
EAPMC11-D26-250		26	25	250	35	2						
EAPMC11-D26-250-4T		26	25	250	35	4						
EAPMC11-D28-120		28	25	120	35	4						
EAPMC11-D28-170		28	25	170	30	2						
EAPMC11-D30-120		30	25	120	35	4						
EAPMC11-D30-150	●	30	25	170	30	4						
EAPMC11-D32-150	●	32	32	150	35	5						
EAPMC11-D32-130		32	32	130	40	5						
EAPMC11-D32-150	●	32	32	150	35	5						
EAPMC11-D32-180		32	32	180	60	5						
EAPMC11-D33-150		33	32	150	40	5						
EAPMC11-D33-200		33	32	200	40	5						
EAPMC11-D33-250		33	32	250	40	5						
EAPMC11-D33-300		33	32	300	40	5						
EAPMC11-D35-150	●	35	32	150	40	5						
EAPMC11-D35-200	●	35	32	200	40	5						
EAPMC11-D35-250		35	32	250	40	5						
EAPMC11-D35-300		35	32	300	40	5						
EAPMC11-D40-150		40	32	150	30	6						
EAPMC11-D40-180		40	32	180	30	2						
EAPMC11-D50-150		50	32	150	30	7						
EAPMC11-D63-150		63	32	150	30	8						

EAPMD00-D00-000

 E 端銑刀
 E End Mill


END MILL & CUTTER SERIES

產品型號 Model No	在庫 Stock	寸法 Dimension (mm)					刀片 Insert 	零件 Parts		價格 Price
		D	d	L	L1	INO		螺絲 Screw 	旗型扳手 Wrench 	
EAPMD16-D25-150	●	25	25	150	35	2	AP □□ 1604 □□	CS40	T-15	
EAPMD16-D25-200	●	25	25	200	35	2				
EAPMD16-D32-150	●	32	32	150	35	3				
EAPMD16-D40-150	●	40	32	150	40	4				
EAPMD16-D50-150	●	50	32	150	40	4				
EAPMD16-D25-120		25	25	120	35	2				
EAPMD16-D25-170		25	25	170	50	2				
EAPMD16-D26-150		26	25	150	35	2				
EAPMD16-D26-200		26	25	200	35	2				
EAPMD16-D26-250		26	25	250	35	2				
EAPMD16-D26-300		26	25	300	35	2				
EAPMD16-D28-120		28	25	120	35	2				
EAPMD16-D28-170		28	25	170	50	2				
EAPMD16-D30-130		30	25	130	40	3				
EAPMD16-D30-150	●	30	25	150	35	3				
EAPMD16-D30-180		30	25	180	60	2				
EAPMD16-D32-130		32	32	130	40	3				
EAPMD16-D32-150	●	32	32	150	35	3				
EAPMD16-D32-180		32	32	180	60	2				
EAPMD16-D32-200	●	32	32	200	35	2				
EAPMD16-D32-25-130		32	25	130	40	3				
EAPMD16-D33-150		33	32	150	40	2				
EAPMD16-D33-150-3T		33	32	150	40	3				
EAPMD16-D33-200	●	33	32	200	40	2				
EAPMD16-D33-200-3T		33	32	200	40	3				
EAPMD16-D33-250	●	33	32	250	40	2				
EAPMD16-D33-250-3T		33	32	250	40	3				
EAPMD16-D33-300		33	32	300	40	2				
EAPMD16-D33-300-3T		33	32	300	40	3				
EAPMD16-D33-350		33	32	350	40	2				
EAPMD16-D33-350-3T		33	32	350	40	3				
EAPMD16-D35-130		35	32	130	40	3				
EAPMD16-D35-150		35	32	150	40	2				
EAPMD16-D35-150-3T		35	32	150	40	2				
EAPMD16-D35-180-3T		35	32	180	40	3				
EAPMD16-D35-200		35	32	200	40	2				
EAPMD16-D35-200-3T		35	32	200	60	3				
EAPMD16-D35-250		35	32	250	40	2				
EAPMD16-D35-250-3T		35	32	250	40	3				
EAPMD16-D35-300		35	32	300	40	2				
EAPMD16-D35-300-3T		35	32	300	40	3				
EAPMD16-D35-350-3T		35	32	350	40	3				
EAPMD16-D40-150		40	32	150	50	4				
EAPMD16-D40-200		40	32	200	40	3				
EAPMD16-D50-135		50	32	135	25	5				
EAPMD16-D50-150	●	50	32	150	40	5				
EAPMD16-D50-170		50	32	170	50	5				
EAPMD16-D63-135		63	32	135	25	6				
EAPMD16-D63-170		63	32	170	50	6				

S

163

推薦刀片材質表 Recommended Grade of Insert

END MILL & CUTTER SERIES

型號 Model No.	P	P _M	P _M	P _M	K	尺寸 Dimension					圖解 Fig	刀片 Insert
	DE200	ECM100	BEJ750	BEJ757	BEG607	L	I.W	S	d	r		
APMT1135PDER-J2		●				11.25	6.2	3.5	2.8	0.8	5	
APMT1604PDER-J2		●				17.25	9.25	4.76	4.4	0.8	6	
APMT113504-EG *						11	6.35	3.5	1.5	0.4	1	
APMT113508-EG	●					11	6.35	3.5	1.1	0.8	1	
APMT160408-EG						16.5	9.525	4.76	1.4	0.8	2	
APMT160408-EH						16.5	9.525	4.76	1.4	0.8	2	
APMT1135PDR			●			11.25	6.2	3.5	2.8	0.8	3	
APMT160408PDER			●			17.25	9.25	4.76	4.4	0.8	4	
APMT1135PDER-FT			●			11.25	6.2	3.5	2.8	0.8		

* limited sales for some areas

特長 Characteristics

強化了刀尖的低抵抗刀片和高精度的切刃 Precision Insert with Strong Cutting Edge and Low Cutting Force Design

- 採用獨自的曲線狀切刃，提高刀尖強度，減小了切削阻抗。
- 高精度切刃實現了接近**精加工領域的高品質加工面**。
- 在深溝槽加工和低剛性機床上也可流暢加工。
- Unique curved cutting edge design lowers cutting force yet improves cutting edge strength.
- Achieving high quality finish with high precision cutting edge.
- Smooth cutting even for deep grooves and low rigidity machines.



高耐久性刀體 Highly Durable Body

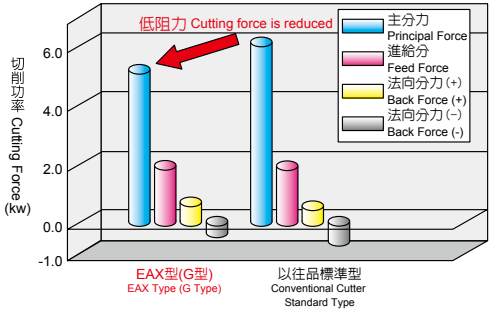
- 以特殊表面處理，提高了耐腐蝕性，耐磨損性。
- 以增大螺孔直徑，提高鎖緊力和耐久性。
- Special surface treatment improves corrosion resistance and scratch resistance.
- Increased screw size improves clamping force and durability.

全型號帶氣孔 Internal Coolant-holes are a Standard Feature for the Whole Series

- 氣冷和水冷，便排屑順暢。
- Improved chip evacuation with air or coolant supply.

① 切削功率 Cutting Force

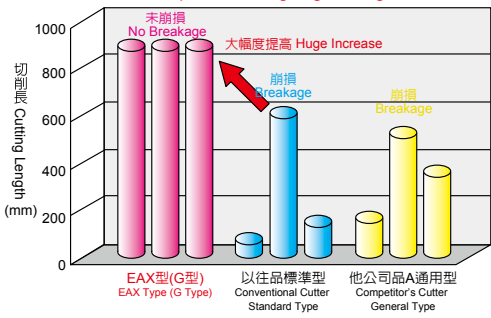
比以往品削減15%的切削阻力(主成分)
 Cutting resistance (main component) is approx 15% lower than conventional cutters.



(切削條件)(Cutting Conditions)
 被削材 Work Material : S50C
 刀具 Tool : EAX3035E(Ø32)
 刀片 Insert : AXMT170508PEER-G
 材質 Grade : ACP200
 切削速度 Cutting Speed :
 $V_c=200\text{m/min}$
 進給是 Feed Rate :
 $f_z=0.2\text{ mm/t}$ ($V_f=1,200\text{mm/min}$)
 切削寬 Cutting Width : $a_e=8\text{mm}$
 切深是 Cutting Depth : $a_p=10\text{mm}$

② 耐崩損性 Fracture Resistance

刀尖強度強化，耐崩損性大幅度提高
 Huge increase in fracture resistance with improved cutting edge strength.






(切削條件)(Cutting Conditions)
 被削材 Work Material : SCM440
 刀具 Tool : EAX3032E(Ø32)
 刀片 Insert : AXMT170508PEER-G
 切削速度 Cutting Speed :
 $V_c=100\text{m/min}$
 進給是 Feed Rate :
 $f_z=0.4\text{ mm/t}$ ($V_f=1,260\text{mm/min}$)
 切削寬 Cutting Width : $a_e=25\text{mm}$
 切深是 Cutting Depth : $a_p=3\text{mm}$



EAX20-O

 EAX 端銑刀
EAX End Mill

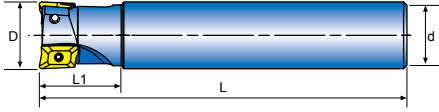

零件 Parts




產品型號 Model No	在庫 Stock	寸法 Dimension (mm)					刀片 Insert 	螺絲 Screw 	旗型扳手 Wrench 	價格 Price
		D	d	L	L1	INO				
EAX 2014E-80-O	●	14	16	80	25	1	AX □□ 1235 □□	CS30A	T-8	
EAX 2016E-100-O	●	16	16	100	25	2				
EAX 2018E-100-O	●	18	16	100	25	2				
EAX 2020E-100-2T-O	●	20	20	100	30	2				
EAX 2020E-110-O	●	20	20	110	30	3				
EAX 2022E-110-O	●	22	20	110	30	3				
EAX 2025E-120-O	●	25	25	120	35	4				
EAX 2028E-120-O	●	28	25	120	35	4				
EAX 2030E-120-O	●	30	25	120	35	4				
EAX 2032E-130-O	●	32	32	130	40	5				
EAX 2040E-150-O	●	40	32	150	30	6				
EAX 2050E-150-O	●	50	32	150	30	7				
EAX 2063E-150-O	●	63	32	150	30	8				
EAX 2014EL-120-O	●	14	16	120	25	1				
EAX 2016EL-145-O	●	16	16	145	25	2				
EAX 2018EL-145-O	●	18	16	145	25	2				
EAX 2020EL-150-O	●	20	20	150	40	3				
EAX 2022EL-150-O	●	22	20	150	30	2				
EAX 2025EL-170-O	●	25	25	170	50	2				
EAX 2026EL-200-O	●	26	25	200	50	2				
EAX 2028EL-170-O	●	28	25	170	30	2				
EAX 2030EL-170-O	●	30	25	170	30	2				
EAX 2032EL-180-O	●	32	32	180	60	2				
EAX 2040EL-180-O	●	40	32	180	30	2				
EAX 2040EL-180-6T-O	●	40	32	180	30	6				

◆ -O oil hole 帶水孔

● Limited sales for some areas

EAX20

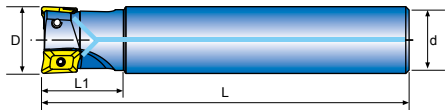
 EAX 端銑刀
EAX End Mill


產品型號 Model No	在庫 Stock	寸法 Dimension (mm)					刀片 Insert 	零件 Parts		價格 Price
		D	d	L	L1	INO		螺絲 Screw 	旗型板手 Wrench 	
		EAX 2014E-80	●	14	16	80		25	1	
EAX 2016E-100	●	16	16	100	25	2				
EAX 2018E-100	●	18	16	100	25	2				
EAX 2020E-110	●	20	20	110	30	3				
EAX 2022E-110	●	22	20	110	30	3				
EAX 2025E-120	●	25	25	120	35	4				
EAX 2028E-120	●	28	25	120	35	4				
EAX 2030E-120	●	30	25	120	35	4				
EAX 2032E-130	●	32	32	130	40	5				
EAX 2040E-150	●	40	32	150	30	6				
EAX 2050E-150	●	50	32	150	30	7				
EAX 2063E-150	●	63	32	150	30	8				
EAX 2014EL-120	●	14	16	120	25	1				
EAX 2016EL-145	●	16	16	145	25	2				
EAX 2017EL-145	●	17	16	145	25	2				
EAX 2017EL-150	●	17	16	150	25	2				
EAX 2018EL-145	●	18	16	145	25	2				
EAX 2020EL-150	●	20	20	150	40	3				
EAX 2021EL-150	●	21	20	150	40	2				
EAX 2021EL-200	●	21	20	200	40	2				
EAX 2021EL-250	●	21	20	250	40	2				
EAX 2021EL-150-3T	●	21	20	150	40	3				
EAX 2021EL-200-3T	●	21	20	200	40	3				
EAX 2021EL-250-3T	●	21	20	250	40	3				
EAX 2022EL-150	●	22	20	150	30	3				
EAX 2025EL-170	●	25	25	170	50	2				
EAX 2025EL-170-4T	●	25	25	170	50	4				
EAX 2026EL-150	●	26	25	150	35	2				
EAX 2026EL-200	●	26	25	200	35	2				
EAX 2026EL-250	●	26	25	250	35	2				
EAX 2026EL-150-4T	●	26	25	150	35	4				
EAX 2026EL-200-4T	●	26	25	200	35	4				
EAX 2026EL-250-4T	●	26	25	250	35	4				
EAX 2028EL-170	●	28	25	170	30	2				
EAX 2030EL-170	●	30	25	170	30	2				
EAX 2032EL-180-4T	●	32	32	180	60	4				
EAX 2032EL-180	●	32	32	180	60	5				
EAX 2033EL-150	●	33	32	150	40	5				
EAX 2033EL-200	●	33	32	200	40	5				
EAX 2033EL-250	●	33	32	250	40	5				
EAX 2033EL-300	●	33	32	300	40	5				
EAX 2035EL-150	●	35	32	150	40	5				
EAX 2035EL-200	●	35	32	200	40	5				
EAX 2035EL-250	●	35	32	250	40	5				
EAX 2035EL-300	●	35	32	300	40	5				
EAX 2040EL-180	●	40	32	180	30	2				

● Limited sales for some areas

EAX30-O

EAX 端銼刀
EAX End Mill



產品型號 Model No	在庫 Stock	寸法 Dimension (mm)					刀片 Insert 	零件 Parts			價格 Price
		D	d	L	L1	INO		螺絲 Screw 	旗型扳手 Wrench 		
EAX 3025E-20-120-O	●	25	20	120	35	2	AX □□ 1705 □□	CS40	T-15		
EAX 3025E-120-O	●	25	25	120	35	2					
EAX 3028E-120-O	●	28	25	120	35	2					
EAX 3030E-130-O	●	30	25	130	40	3					
EAX 3032E-25-130-O	●	32	25	130	40	3					
EAX 3032E-130-O	●	32	32	130	40	3					
EAX 3035E-130-O	●	35	32	130	40	3					
EAX 3040E-170-O	●	40	32	170	50	4					
EAX 3050E-170-O	●	50	32	170	50	5					
EAX 3063E-170-O	●	63	32	170	50	6					
EAX 3050ES-135-O	●	50	32	135	25	5					
EAX 3050ES-42-135-O	●	50	42	135	25	5					
EAX 3063ES-135-O	●	63	32	135	25	6					
EAX 3063ES-42-135-O	●	63	42	135	25	6					
EAX 3025EL-170-O	●	25	25	170	50	2					
EAX 3028EL-170-O	●	28	25	170	50	2					
EAX 3030EL180-O	●	30	25	180	60	2					
EAX 3030EL-O-3T	●	30	25	180	60	3					
EAX 3032EL-180-O	●	32	32	180	60	2					
EAX 3035EL-180-O	●	35	32	180	60	2					
EAX 3040EL-220-O	●	40	32	220	80	2					
EAX 3040E-C-170-O	●	40	32	170	50	3					
EAX 3050E-C-170-O	●	50	32	170	50	3					
EAX 3063E-C-170-O	●	63	32	170	50	4					
EAX 3050ES-C-135-O	●	50	32	135	25	3					
EAX 3050ES-C-42-135-O	●	50	42	135	25	3					
EAX 3063ES-C-135-O	●	63	32	135	25	4					
EAX 3063ES-C-42-135-O	●	63	42	135	25	4					

◆ O oil hole 帶水孔

● Limited sales for some areas

EAX30

EAX 端銼刀 EAX End Mill



產品型號 Model No	在庫 Stock	寸法 Dimension (mm)					刀片 Insert	零件 Parts		價格 Price
		D	d	L	L1	INO		螺絲 Screw	旗型扳手 Wrench	
EAX 3025E-20-120	●	25	20	120	35	2	AX □□ 1705 □□	CS40	T-15	
EAX 3025E-120	●	25	25	120	35	2				
EAX 3028E-120	●	28	25	120	35	2				
EAX 3030E-130	●	30	25	130	40	3				
EAX 3032E-25-130	●	32	25	130	40	3				
EAX 3032E-130	●	32	32	130	40	3				
EAX 3035E-130	●	35	32	130	40	3				
EAX 3040E-170	●	40	32	170	50	4				
EAX 3050E-170	●	50	32	170	50	5				
EAX 3063E-170	●	63	32	170	50	6				
EAX 3050ES-135	●	50	32	135	25	5				
EAX 3050ES-42-135	●	50	42	135	25	5				
EAX 3063ES-135	●	63	32	135	25	6				
EAX 3063ES-42-135	●	63	42	135	25	6				
EAX 3025EL-170	●	25	25	170	50	2				
EAX 3026EL-150	●	26	25	150	35	2				
EAX 3026EL-200	●	26	25	200	35	2				
EAX 3026EL-250	●	26	25	250	35	2				
EAX 3026EL-300	●	26	25	300	35	2				
EAX 3028EL-170	●	28	25	170	50	2				
EAX 3030EL-180	●	30	25	180	60	3				
EAX 3032EL-180	●	32	32	180	60	2				
EAX 3033EL-150	●	33	32	150	40	2				
EAX 3033EL-200	●	33	32	200	40	2				
EAX 3033EL-250	●	33	32	250	40	2				
EAX 3033EL-300	●	33	32	300	40	2				
EAX 3033EL-350	●	33	32	350	40	2				
EAX 3033EL-150-3T	●	33	32	150	40	3				
EAX 3033EL-200-3T	●	33	32	200	40	3				
EAX 3033EL-250-3T	●	33	32	250	40	3				
EAX 3033EL-300-3T	●	33	32	300	40	3				
EAX 3033EL-350-3T	●	33	32	350	40	3				
EAX 3035EL-150	●	35	32	150	40	2				
EAX 3035EL-200	●	35	32	200	40	2				
EAX 3035EL-250	●	35	32	250	40	2				
EAX 3035EL-300	●	35	32	300	40	2				
EAX 3035EL-350	●	35	32	350	40	2				
EAX 3035EL-150-3T	●	35	32	150	40	3				
EAX 3035EL-180-3T	●	35	32	180	60	3				
EAX 3035EL-200-3T	●	35	32	200	40	3				
EAX 3035EL-250-3T	●	35	32	250	40	3				
EAX 3035EL-300-3T	●	35	32	300	40	3				
EAX 3035EL-350-3T	●	35	32	350	40	3				
EAX 3040EL-220	●	40	32	220	80	2				
EAX 3040E-C-170	●	40	32	170	50	3				
EAX 3050E-C-170	●	50	32	170	50	3				
EAX 3063E-C-170	●	63	32	170	50	4				
EAX 3050ES-C-135	●	50	32	135	25	3				
EAX 3050ES-C-42-135	●	50	42	135	25	3				
EAX 3063ES-C-135	●	63	32	135	25	4				
EAX 3063ES-C-42-135	●	63	42	135	25	4				

● Limited sales for some areas

推薦切削條件表 Recommended cutting condition

被削材 Work material		P	M	K	N
		軟鋼 (SS400) (Mild Steel)	不銹鋼 (SUS304) (Stainless Steel)	鑄鐵 (FC250) (Cast Iron)	合金 (ADC12)
10~22	V	80-100-120	70-100-120	80-100-120	200-300-500
	f	0.08-0.10-0.15	0.08-0.10-0.15	0.08-0.10-0.15	0.08-0.10-0.15
25~40	V	100-150-180	80-140-160	100-150-180	200-500-1000
	f	0.10-0.12-0.20	0.10-0.12-0.20	0.10-0.15-0.20	0.10-0.15-0.20
50~63	V	100-150-180	80-140-160	100-150-180	200-500-1000
	f	0.10-0.12-0.20	0.10-0.12-0.20	0.10-0.15-0.20	0.10-0.15-0.20

- ◆ (V=m/min, f=mm/刃) (下限值-推薦值-上限值)
- ◆ 工具回轉速度 (N)=[1000×切削速度 (V)]÷[3.14×工具直徑 (D)]
- ◆ 總進給 (F)=[每刃進給 (f)×工具刃數 (Z)×工具回轉速度 (N)]

END MILL & CUTTER SERIES

推薦刀片材質表 Recommended Grade of Insert

型號 Model No	P	P _M	P _M	K	K	K _M	P	P _M	K _N	寸法 R	圖解 Fig	刀片 Insert
	ACP100	ACP200	ACP300	ACK200	ACK300	ACK310	ACZ330	ACZ350	H1			
AXMT123504PEER-G		●	●	●						0.4	1	
AXMT123508PEER-G		●	●	●						0.8	1	
AXMT123504PEER-H		●	●	●						0.4	1	
AXMT123508PEER-H		●	●	●						0.8	1	
AXET123504PEFR-S								●		0.4	3	
AXMT170504PEER-G		●	●	●						0.4	2	
AXMT170508PEER-G		●	●	●						0.8	2	
AXMT170508PEER-H		●	●	●						0.8	2	
AXET170504PEFR-S								●		0.4	3	

- ◆ 末尾 G: 範圍型 (General) H: 重切削 (Heavy) S: 鋁用 (Aluminum)
- Limited sales for some areas

E90AP00-D00

 E 端銑刀
 E End Mill


產品型號 Model No	在庫 Stock	寸法 Dimension (mm)					刀片 Insert	零件 Parts		價格 Price		
		D	d	L	L1	INO		螺絲 Screw	旗型板手 Wrench			
E90AP10-D12-90	●	12	12	90	25	1	AP □□ 1035 □□	CS25	T-8			
E90AP10-D12-100	●	12	12	100	25	1						
E90AP10-D14-80	●	14	16	80	25	1						
E90AP10-D15-90	●	15	16	90	25	2						
E90AP10-D16-90	●	16	16	90	25	2						
E90AP10-D16-150	●	16	16	150	25	2						
E90AP10-D17-150	●	17	16	150	25	2						
E90AP10-D18-90	●	18	16	90	25	2						
E90AP10-D20-110	●	20	20	110	30	3						
E90AP10-D20-150	●	20	20	150	30	3						
E90AP10-D21-150	●	21	20	150	30	3						
E90AP10-D25-120	●	25	25	120	35	2						
E90AP10-D25-150	●	25	25	150	35	4						
E90AP10-D25-200	●	25	25	200	35	4						
E90AP10-D26-150	●	26	25	150	35	4						
E90AP10-D32-150	●	32	32	150	35	5						
E90AP10-D35-150	●	35	32	150	40	5						
E90AP16-D25-120	●	25	25	120	35	2	AP □□ 1605 □□	CS35	T-15			
E90AP16-D25-150	●	25	25	150	35	2						
E90AP16-D25-200	●	25	25	200	35	2						
E90AP16-D32-150	●	32	32	150	35	3						
E90AP10-D32-200	●	32	32	200	35	3						
E90AP16-D40-150	●	40	32	150	40	4						
E90AP16-D50-150	●	50	32	150	40	5						






推薦切削條件表 Recommended cutting condition

被削材 Work material		P	M	K	N
		軟鋼 (SS400) (Mild Steel)	不鏽鋼 (SUS304) (Stainless Steel)	鑄鐵 (FC250) (Cast Iron)	合金 (ADC12)
刃徑 Diameter(mm)	V	80-100-120	70-100-120	80-100-120	200-300-500
		f	0.08-0.10-0.15	0.08-0.10-0.15	0.08-0.10-0.15
10~22	V	100-150-180	80-140-160	100-150-180	200-500-1000
	f	0.10-0.12-0.20	0.10-0.12-0.20	0.10-0.15-0.20	0.10-0.15-0.20
25~40	V	100-150-180	80-140-160	100-150-180	200-500-1000
	f	0.10-0.12-0.20	0.10-0.12-0.20	0.10-0.15-0.20	0.10-0.15-0.20
50~63	V	100-150-180	80-140-160	100-150-180	200-500-1000
	f	0.10-0.12-0.20	0.10-0.12-0.20	0.10-0.15-0.20	0.10-0.15-0.20

- ◆ (V=m/min. f=mm/刃) (下限值-推薦值-上限值)
- ◆ 工具回轉速度 (N)=[1000×切削速度 (V)]÷[3.14×工具直徑 (D)]
- ◆ 總進給 (F)=[每刃進給 (f)×工具刃數 (Z)×工具回轉速度 (N)]

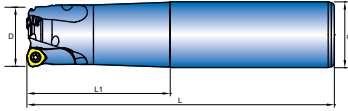
END MILL & CUTTER SERIES

推薦刀片材質表 Recommended Grade of Insert

型號 Model No	P	P	P	K	K	K	P	P	K	寸法 R	圖解 Fig	刀片 Insert
	ACP100	ACP200	ACP300	ACK200	ACK300	ACK310	ACZ330	ACZ350	H1			
APMT103504PDER-H						●	●			0.4	1	
APMT103508PDER-H						●	●			0.8	1	
APET103504PDFR-S									●	0.4	3	
APMT160508PDER-H						●	●			0.8	2	
APET160504PDFR-S									●	0.4	3	

- ◆ 末尾 G: 範圍型 (General) H: 重切削 (Heavy) S: 鋁用 (Aluminum)

S

EZC
EZC 端銑刀
 EZC End Mill


產品型號 Model No	在庫 Stock	寸法 Dimension (mm)						刀片 Insert	零件 Parts				價格 Price
		D1	d	L1	L2	L	INO		螺絲 Screw	壓板 Clamp	壓板螺絲 Screw	旗型扳手 Wrench	
EZC06016ES-110	●	16	16	30	80	110	2	ZCMT06	CS25	-	-	T-8	
EZC06016EM-150	●	16	16	70	80	150	2						
EZC06017EM-150	●	17	16	20	130	150	2						
EZC06018EM-150		18	16	20	130	150	2						
EZC06020ES-130		20	20	50	80	130	3						
EZC06020EM-180		20	20	100	80	180	3						
EZC06022EM-180		22	20	30	150	180	3						
EZC06025ES-140		25	25	60	80	140	3						
EZC06025EM-250		25	25	120	130	250	3						
EZC08020ES-130	●	20	20	50	80	130	2	ZCMT08	CS30	-	-	T-10	
EZC08020EM-180		20	20	100	80	180	2						
EZC08022EM-180	●	22	20	30	150	180	2						
EZC08025ES-140	●	25	25	60	80	140	2						
EZC08025EM-250		25	25	120	130	250	2						
EZC08028EM-250		28	25	40	210	250	2						
EZC08032ES-150	●	32	32	70	80	150	3						
EZC08032EM-250		32	32	120	130	250	3						
EZC08035EM-250		35	32	50	200	250	3						
EZC12032ES-150		32	32	70	80	150	2	ZCMT12	CS40	CCH3.5	CS3511	T-15	
EZC12032EM-250		32	32	120	130	250	2						
EZC12035EM-250		35	32	50	200	250	2						
EZC12040ES-150		40	32	50	100	150	3						
EZC12040EM-250		40	32	50	200	250	3						
EZC12050EM-250		50	42	50	200	250	4						
EZC14040ES-150		40	32	50	100	150	2	ZCMT14	CS45	CCH4.5	CS45	T-15	
EZC14040EM-250		40	32	50	200	250	2						
EZC14050ES-150		50	42	50	100	150	3						
EZC14050EM-250		50	42	50	200	250	3						
EZC14063ES-150		63	42	50	100	150	4						
EZC14063EM-250		63	42	50	200	250	4						


● Limited sales for some areas

推薦切削條件表 Recommended cutting condition

被削材 Work material		P	M	K	N
		軟鋼 (SS400) (Mild Steel)	不鏽鋼 (SUS304) (Stainless Steel)	鑄鐵 (FC250) (Cast Iron)	合金 (ADC12)
刃徑 Diameter(mm)	V	100-150-200	80-120-150	100-150-200	80-130-180
	f	0.8-1.0-1.2	0.7-0.8	1.0-1.2-1.4	1.2-1.4-1.5
32~40	V	100-150-200	80-120-150	100-150-200	80-130-180
	f	0.8-1.0-1.2	0.8-1.2-1.3	1.4-1.5-1.8	1.2-1.4-1.5

- ◆ (V=m/min. f=mm/刃) (下限值-推薦值-上限值)
- ◆ 工具回轉速度 (N)=[1000×切削速度 (V)]÷[3.14×工具直徑 (D)]
- ◆ 總進給 (F)=[每刃進給 (f)×工具刃數 (Z)×工具回轉速度 (N)]

推薦刀片材質表 Recommended Grade of Insert

型號 Model No	P	P	P	K	K	K	P	P	K	寸法 R	圖解 Fig	刀片 Insert
	ACP100	ACP200	DFP633	ACK200	DFK633	ACK310	ACZ330	ACZ350	H1			
ZCMT 0603 ZDTR			●		●					1.5	1	
ZCMT 0804 ZDTR			●		●					2.0	1	
ZCMT 1205 ZDTR			●		●					2.0	1	
ZCMT 1406 ZDTR			●		●					2.0	1	
ZCMT 0603 ZDTR-H			●		●					1.5	1	
ZCMT 0804 ZDTR-H			●		●					2.0	1	
ZCMT 1205 ZDTR-H			●		●					2.0	1	
ZCMT 1406 ZDTR-H			●		●					2.0	1	

- ◆ 末尾 H: 重切削 (Heavy)
- Limited sales for some areas




EAP

EAP 端銑刀 EAP End Mill



END MILL & CUTTER SERIES

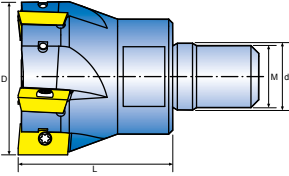
S

產品型號 Model No	在庫 Stock	寸法 Dimension (mm)					刀片 Insert 	零件 Parts		價格 Price
		D	d	L	L1	INO		螺絲 Screw 	旗型板手 Wrench 	
EAPHA07-D10-120	●	10	10	120	15	2	JD □□ 0702 □□	CS18	T-6	
EAPHA07-D11-120	●	11	10	120	15	2				
EAPHA07-D12-100	●	12	12	100	15	3				
EAPHA07-D12-150	●	12	12	150	15	2				
EAPHA07-D13-100	●	13	12	100	15	3				
EAPHA07-D13-150	●	13	12	150	15	2				
EAPHA07-D13-150-3T	●	13	12	150	15	3				
EAPHA07-D16-150	●	16	16	150	20	4				
EAPHA07-D17-150	●	17	16	150	15	4				
EAPUB10-D16-150-O	●	16	16	150	25	2	AP □□ 1003 □□	CS25	T-8	
EAPUB10-D20-150-O	●	20	20	150	30	3				
EAPUB10-D25-150-O	●	25	25	150	35	4				

◆ -O oil hole 帶水孔

ED90AP00-D00

ED 端銑刀
ED Exchangeable Head End Mill

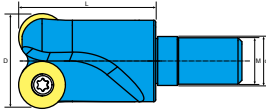


抗震刀桿 ▶ 參 178 頁
Arbor refer Page-178

產品型號 Model No	在庫 Stock	寸法 Dimension (mm)					刀片 Insert	零件 Parts		價格 Price
		D	d	L	M	INO		螺絲 Screw	旗型板手 Wrench	
EDAX1216Z2	●	16	8.5	30	8	2	AX □□ 1235 □□	CS30A	T-8	
EDAX1217Z2	●	17	8.5	30	8	2				
EDAX1220Z3	●	20	10.5	30	10	3				
EDAX1221Z2	●	21	10.5	30	10	2				
EDAX1221Z3	●	21	10.5	30	10	3				
EDAX1225Z4	●	25	12.5	35	12	4				
EDAX1226Z3	●	26	12.5	35	12	3				
EDAX1226Z4	●	26	12.5	35	12	4				
EDAX1233Z4	●	33	17	40	16	4				
EDAX1233Z5	●	33	17	40	16	5				
EDAX1235Z5	●	35	17	40	16	5				
EDAX1726Z2	●	26	12.5	35	12	2	AX □□ 1705 □□	CS40	T-15	
EDAX1733Z2	●	33	17	40	16	2				
EDAX1733Z3	●	33	17	40	16	3				
EDAX1735Z2	●	35	17	40	16	2				
EDAX1735Z3	●	35	17	40	16	3				
ED90AP10-D16	●	16	8.5	30	8	2	AP □□ 1035 □□	CS25	T-8	
ED90AP10-D17	●	17	8.5	30	8	2				
ED90AP10-D20	●	20	10.5	30	10	3				
ED90AP10-D21	●	21	10.5	30	10	3				
ED90AP10-D25	●	25	12.5	35	12	4				
ED90AP10-D26-3T	●	26	12.5	35	12	3				
ED90AP10-D26	●	26	12.5	35	12	4				
ED90AP10-D35	●	35	17	35	16	5				
EDAPHA07-D10	●	10	5.5	18	5	2	JD □□ 0702 □□	CS18	T-6	
EDAPHA07-D11	●	11	5.5	18	6	2				
EDAPHA07-D12	●	12	6.5	19	6	2				
EDAPHA07-D12-3T	●	12	6.5	19	6	3				
EDAPHA07-D13	●	13	6.5	19	6	2				
EDAPHA07-D13-3T	●	13	6.5	19	6	3				
EDAPHA07-D16	●	16	8.5	25	8	4				
EDAPHA07-D17	●	17	8.5	25	8	4				

● EDAX Series -limited sales for some areas

EDRDH00-D00

 RD 端銑刀
 RD Exchangeable Head End Mill

 抗震刀桿 ▶ 參 178 頁
 Arbor refer Page-178

END MILL & CUTTER SERIES

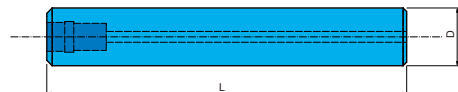
S

產品型號 Model No	在庫 Stock	寸法 Dimension (mm)					刀片 Insert ◎	零件 Parts			價格 Price
		D	d	L	M	INO		螺絲 Screw	螺絲 Screw	旗型板手 Wrench	
		EDRDH08-D16	●	16	8.5	23		8	2	RD □□ 0802 □□	
EDRDH08-D17	●	17	8.5	23	8	2					
EDRDH08-D20	●	20	10.5	30	10	2					
EDRDH08-D21	●	21	10.5	30	10	2					
EDRDH10-D25	●	25	12.5	35	12	2	RD □□ 10T3 □□	CS40	TPW-3/16	T-15	
EDRDH10-D26	●	26	12.5	35	12	2					
EDRDH10-D30	●	30	17	43	16	2					
EDRDH10-D32	●	32	17	43	16	3					
EDRDH10-D35	●	35	17	43	16	3					

產品型號 Model No	在庫 Stock	寸法 Dimension (mm)					刀片 Insert ◎	零件 Parts			價格 Price
		D	d	L	M	INO		螺絲 Screw	螺絲 Screw	旗型板手 Wrench	
		SR-16-R8	●	16	8.5	31		8	2	XPHT16R	
SR-20R-R10	●	20	10.5	37	10	2	XPHT20R 10T3	CS5W	-	T-10	

EC00M00000

鎢剛抗震刀桿
Carbide Arbors



ED 端銑刀 ▶ 參 176, 177 頁
ED Exchangeable Head End Mill refer Page-176, 177




產品型號 Model No	在庫 Stock	寸法 Dimension (mm)			價格 Price
		D	L	M	
EC08M4100	●	8	100	4	
EC10M5100	●	10	100	5	
EC10M5150	●	10	150	5	
EC12M6100	●	12	100	6	
EC12M6150	●	12	150	6	
EC12M6200	●	12	200	6	
EC16M8100	●	16	100	8	
EC16M8150	●	16	150	8	
EC16M8200	●	16	200	8	
EC16M8250	●	16	250	8	
EC20M10100	●	20	100	10	
EC20M10150	●	20	150	10	
EC20M10200	●	20	200	10	
EC20M10250	●	20	250	10	
EC20M10300	●	20	300	10	
EC25M12100	●	25	100	12	
EC25M12150	●	25	150	12	
EC25M12200	●	25	200	12	
EC25M12250	●	25	250	12	
EC25M12300	●	25	300	12	
EC32M16150	●	32	150	16	
EC32M16200	●	32	200	16	
EC32M16250	●	32	250	16	
EC32M16300	●	32	300	16	
EC32M16350	●	32	350	16	
EC32M16400	●	32	400	16	

推薦切削條件表 Recommended cutting condition

被削材 Work material		P	M	K	N
		軟鋼 (SS400) (Mild Steel)	不鏽鋼 (SUS304) (Stainless Steel)	鑄鐵 (FC250) (Cast Iron)	合金 (ADC12)
10-22 Diameter(mm)	V	80-100-120	70-100-120	80-100-120	200-300-500
	f	0.08-0.10-0.15	0.08-0.10-0.15	0.08-0.10-0.15	0.08-0.10-0.15
25-40	V	100-150-180	80-140-160	100-150-180	200-500-1000
	f	0.10-0.12-0.20	0.10-0.12-0.20	0.10-0.15-0.20	0.10-0.15-0.20

- ◆ (V=m/min, f=mm/刃) (下限值-推薦值-上限值)(Min.-Optimum-Max.)
- ◆ 工具回轉速度 (N)=[1000×切削速度 (V)]÷[3.14×工具直徑 (D)]
- ◆ 總進給 (F)=[每刃進給 (f)×工具刃數 (Z)×工具回轉速度 (N)]

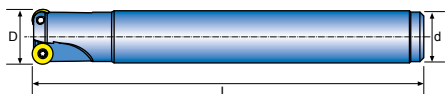
推薦刀片材質表 Recommended Grade of Insert

型號 Model No	P	P _M	P _M	K	K	K _M	P	P _M	K _N	寸法 R	圖解 Fig	刀片 Insert
	ACP100	ACP200	ACP300	ACK200	ACK300	ACK310	ACZ330	ACZ350	H1			
AXMT123504PEER-G		●	●	●						0.4	1	
AXMT123508PEER-G		●	●	●						0.8	1	
AXMT123504PEER-H		●	●	●						0.4	1	
AXMT123508PEER-H		●	●	●						0.8	1	
AXET123504PEFR-S									●	0.4	3	
AXMT103504PEER-H						●	●			0.4	2	
AXMT103508PEER-H						●	●			0.8	2	
AXET103504PEFR-S									●	0.4	3	

- ◆ 末尾 G: 範圍型 (General) H: 重切削 (Heavy) S: 鋁用 (Aluminum)
- Limited sales for some areas



(E)RD(HA)0R0



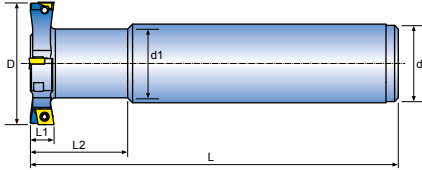
RD 圓刃型端銑刀
RD Round Insert End Mill



產品型號 Model No	在庫 Stock	寸法 Dimension (mm)			刃數 Teeth	刀片 Insert	零件 (Parts)				價格 Price
		D	d	L			螺絲 Screw	壓板 Clamp	壓板螺絲 Screw	旗型板手 Wrench	
RDS2.5R10-120	●	10	10	120	2	RD □□ 0501 □□	CS18	--	--	T-6	
RDS2.5R12-130	●	12	12	130	2		CS18	--	--	T-6	
ERDH2.5R10-100	●	10	10	100	2		CS18	--	--	T-6	
ERDH2.5R11-100	●	11	10	100	2		CS18	--	--	T-6	
ERDH2.5R12-100	●	12	12	100	2		CS18	--	--	T-6	
ERDH2.5R13-100	●	13	12	100	2		CS18	--	--	T-6	
RDS3.5R16-150	●	16	16	150	2	RD □□ 0702 □□	CS25	--	--	T-8	
RDS3.5R17-150	●	17	16	150	2						
RDS3.5R20-150	●	20	20	150	3						
RDS3.5R21-150	●	21	20	150	3						
RDS3.5R20-200	●	20	20	200	3						
RDS3.5R21-200	●	21	20	200	3						
ERDHA4R16-150	●	16	16	150	2	RD □□ 0802 □□	CS25	CCH3.5	CS35115	T-8 T-15	
ERDHA4R17-150	●	17	16	150	2						
ERDHA4R20-150	●	20	20	150	2						
ERDHA4R21-150	●	21	20	150	2						
ERDHA4R21-200	●	21	20	200	2						
ERDHA5R25-150	●	25	25	150	2						
ERDHA5R25-200	●	25	25	200	2	RD □□ 10T3 □□	CH40	CCH3.5	CS35115	T-15	
ERDHA5R25-250	●	25	25	250	2						
ERDHA5R26-150	●	26	25	150	2						
ERDHA5R26-200	●	26	25	200	2						
ERDHA5R26-250	●	26	25	250	2						
ERDHA5R30-150	●	30	25	150	2						
ERDHA5R30-200	●	30	25	200	2						
ERDHA5R32-150	●	32	32	150	3						
ERDHA5R32-200	●	32	32	200	3						
ERDHA5R35-150	●	35	32	150	3						
ERDHA5R35-200	●	35	32	200	3						
ERDHA5R35-250	●	35	32	250	3						
ERDHA5R35-300	●	35	32	300	3						

TS00-C00

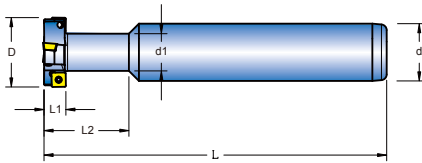
T 型槽端銑刀
T-Slot End Mill



產品型號 Model No	在庫 Stock	寸法 Dimension (mm)						刃數 Teeth	刀片 Insert	零件 Parts		價格 Price
		D	d	d1	L	L1	L2			螺絲 Screw	旗型板手 Wrench	
TS20-C16-10	●	20	16	12	120	10	29	2T	CC □□ 0602 □□	CS25	T-8	
TS25-C20-10	●	25	20	13	120	10	34	4T				
TS30-C20-10	●	30	20	18	150	10	29	4T				
TS35-C20-10	●	35	20	18	150	10	40	4T				
TS40-C25-10	●	40	25	22	150	10	40	4T				
TS40-C32-10	●	40	32	22	150	10	40	4T				
TS50-C32-10	●	50	32	28	150	10	40	4T				

TSP

T 型槽端銑刀
T-Slot End Mill

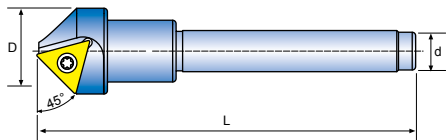


產品型號 Model No	在庫 Stock	寸法 Dimension (mm)						刃數 Teeth	刀片 Insert	零件 Parts		價格 Price
		D	d	d1	L	L1	L2			螺絲 Screw	旗型板手 Wrench	
TSP20-C16-08		20	16	12	120	8	30		SP □□ 0504 □□	CS20	T-6	
TSP25-C20-08	●	25	20	13	120	8	30					
TSP30-C20-08	●	30	20	18	150	8	30					
TSP35-C20-08		35	20	18	150	8	30					
TSP40-C25-08		40	25	22	150	8	40					
TSP50-C32-08		50	32	28	150	8	40					

TC 45°

TC 倒角刀
TC Countersink

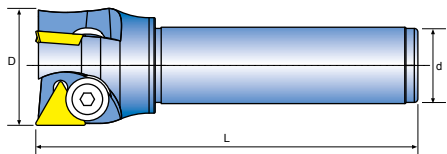
本圖所示為右手刀 (R)
Right-Hand Show



產品型號 Model No	在庫 Stock	寸法 Dimension (mm)			刃數 Teeth	倒角範圍 Capacity	零件 Parts			價格 Price
		D	d	L			刀片 Insert	螺絲 Screw	旗型扳手 Wrench	
TC10-30	●	30	10	74	1	7 φ ~ 28 φ	TC □□ 16T3 □□	CS40	T-15	
TC10-45	●	25	10	74	1	6 φ ~ 24 φ				
TC12	●	20	12	110	1	5 φ ~ 20 φ				
TC40	●	40	12	100	1	20 φ ~ 36 φ				

SAE-00

SAE 直角端銑刀
SAE Shoulder End Mill



產品型號 Model No	在庫 Stock	寸法 Dimension (mm)			刃數 Teeth	零件 Parts			價格 Price
		D	d	L		刀片 Insert	螺絲 Screw	L 型扳手 Wrench	
SAE-30	●	30	20	120	2	TP □□ 1603	TP-W1/4	LW040	
SAE-35	●	35	20	120	2				
SAE-40	●	40	20	120	3				
SAE-45	●	45	20	150	3				
SAE-50	●	50	32	150	3				
SAE-63	●	63	32	150	3	TP □□ 2204	TP-W5/16	LW050	

刀片資料

TC □□ 16T3 □□ ▶ 參考 Z 頁

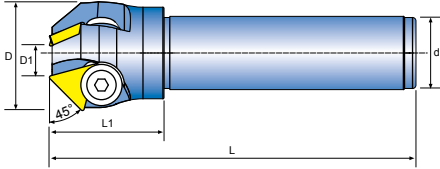
TP □□ 1603 □□ ▶ 參考 AK 頁

Insert Detail

TC □□ 16T3 □□ ▶ Ref. Page-Z

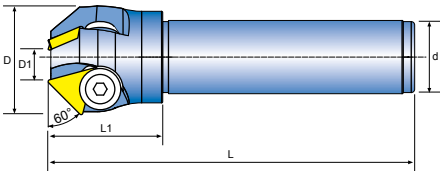
TP □□ 1603 □□ ▶ Ref. Page-AK

TM 45°
TM 倒角刀
 TM Countersink

 本圖所示為右手刀 (R)
 Right-Hand Show


產品型號 Model No	在庫 Stock	寸法 Dimension (mm)					刃數 Teeth	零件 Parts			價格 Price
		D	D1	d	L	L1		刀片 Insert	壓板 Clamp	L型板手 Wrench	
TM5-20-45	●	22.5	5	20	120	40	1	TP □□ 1603	TP-W1/4	LW040	
TM10-31-45	●	31	12	20	120	45	2				
TM20-50-45	●	48.8	22	32	160	50	3	TP □□ 2204	TP-W5/16	LW050	
TM35-63-45	●	62.8	35	32	160	50	3				

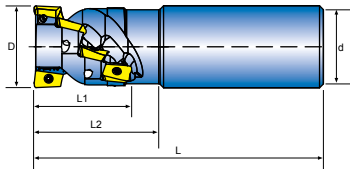
TM 60°
TM 倒角刀
 TM Countersink

 本圖所示為右手刀 (R)
 Right-Hand Show


產品型號 Model No	在庫 Stock	寸法 Dimension (mm)					刃數 Teeth	零件 Parts			價格 Price
		D	D1	d	L	L1		刀片 Insert	壓板 Clamp	L型板手 Wrench	
TM5-20-60	●	20	6	20	120	40	1	TP □□ 1603	TP-W1/4	LW040	
TM10-31-60	●	32	16	20	120	40	2				
TM20-50-60	●	48.8	29	32	160	50	3	TP □□ 2204	TP-W5/16	LW050	
TM35-63-60	●	62	42	32	160	50	3				

EM90AP00-D00

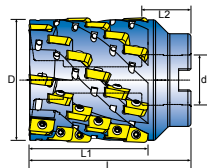
EM 粗銑刀
EM Roughing Milling Cutter



產品型號 Model No	在庫 Stock	寸法 Dimension (mm)						刀片 Insert	零件 (Parts)		價格 Price
		D	d	L	L1	L2	INO		螺絲 Screw	旗型扳手 Wrench	
EM90AP10-D20	●	20	20	120	25	35	2R6T	AP □□ 1035 □□	CS25	T-8	
EM90AP10-D25	●	25	25	130	35	45	2R8T				
EM90AP10-D32	●	32	32	140	44	55	3R15T				
EM90AP10-D32-200	●	32	32	200	44	55	3R15T				
EM90AP10-D40	●	40	32	150	53	65	3R21T	AP □□ 1605 □□	CS35	T-15	
EM90AP16-D40	●	40	42	150	49	65	3R12T				
EM90AP16-D40-32	●	40	32	150	49	65	3R12T				
EM90AP16-D50	●	50	42	165	61	75	3R15T				

EM90AP16-D00

EM 平面銑刀
EM High Speed Shoulder Face Milling Cutter



產品型號 Model No	在庫 Stock	寸法 Dimension (mm)						刀片 Insert	刀片 Insert	零件 (Parts)		價格 Price
		D	d (Inch)	L	L1	L2	INO			旗型扳手 Wrench	旗型扳手	
EM90AP16-D63-75	●	63	1	83	63	12	4R20T	AP □□ 1605 □□	CS35	T-15		
EM90AP16-D80-80	●	80	1 1/4	80	52	28	6R24T					
EM90AP16-D80-105	●	80	1 1/4	105	75	30	6R36T		CS40			

推薦切削條件表 Recommended cutting condition




被削材 Work material		P	M	K	N
		軟鋼 (SS400) (Mild Steel)	不鏽鋼 (SUS304) (Stainless Steel)	鑄鐵 (FC250) (Cast Iron)	合金 (ADC12)
刃徑 Diameter(mm)	V	50-120-180	50-100-160	50-120-180	200-300-500
		f	0.05-0.15	0.05-0.12	0.05-0.15
20~25	V	100-150-180	50-100-160	50-120-180	200-300-500
	f	0.05-0.15	0.05-0.12	0.05-0.20	0.10-0.15-0.20
32~50	V	100-150-180	50-100-160	50-120-180	200-300-500
	f	0.05-0.15	0.05-0.12	0.05-0.25	0.10-0.15-0.20
40~80	V	100-150-180	50-100-160	50-120-180	200-300-500
	f	0.05-0.22	0.05-0.15	0.05-0.25	0.10-0.15-0.20

◆ (V=mm/min. f=mm/刃) (下限值—推薦值—上限值)(Min.-Optimum-Max.)

◆ 工具回轉速度 (N)=[1000×切削速度 (V)]÷[3.14×工具直徑 (D)]

◆ 總進給 (F)=[每刃進給 (f)×工具刃數 (Z)×工具回轉速度 (N)]

推薦刀片材質表 Recommended Grade of Insert

型號 Model No	P	P _M	P _M	K	K	K _M	P	P _M	K _N	寸法 R	圖解 Fig	刀片 Insert
	ACP100	ACP200	ACP300	ACK200	ACK300	ACK310	ACZ330	ACZ350	H1			
APMT103504PDER-H						●	●			0.4	1	
APMT103508PDER-H						●	●			0.8	1	
APET103504PDFR-S									●	0.4	3	
APMT160508PDER-H						●	●			0.8	2	
APET160504PDFR-S									●	0.4	3	

◆ 末尾 H: 重切削 (Heavy) S: 鋁用 (Aluminum)


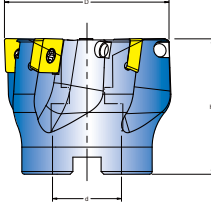








MILLING CUTTER SERIES

ESP400

ESP 平面銑刀 ESP High Speed Milling Cutter

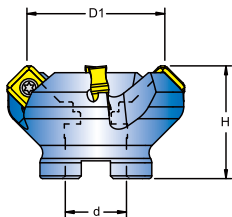


產品型號 Model No	在庫 Stock		寸法 Dimension (mm)				刀片 Insert 	螺絲 Screw 	旗型扳手 Wrench 	價格 Price	
	R	L	D	d	H	INO					
ESP400-063A05RA			63	25.4	50	5	SP  1204	CS45	T-15		
ESP400-080A06RA			80	25.4	50	6					
ESP400-100B07RA			100	31.75	50	7					
ESP400-125B08RA			125	38.1	63	8					
ESP400-160B10RA			160	50.8	63	10					
ESP400-160B12RA	●		160	50.8	63	12					
ESP400-160B12RB	●		160	40	63	12					
ESP400-050A04RB			50	22.0	40	4					
ESP400-063A05RB/L	●	●	63	22.0	50	5					
ESP400-080A06RB			80	27.0	50	6					
ESP400-100B07RB			100	32.0	50	7					
ESP400-125B08RB			125	40.0	63	8					
ESP400-160B10RB			160	40.0	63	10					

- 標準庫存。
- Standard Stocks

EC

EC 平面銑刀
EC High Speed Milling Cutter

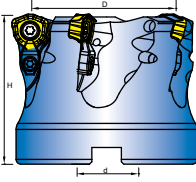


產品型號 Model No	在庫 Stock		寸法 Dimension (mm)					刀片 Insert	螺絲 Screw	旗型扳手 Wrench	價格 Price
	R	L	D	D1	d	H	INO				
50A04R/L-S45EC12B	●		64	50	22	40	4	EC1205	CS40	T-15	
63A05R/L-S45EC12A	●		74	63	25.4	50	5				
80B06R/L-S45EC12A	●		94	80	25.4	50	6				
100B08R/L-S45EC12A	●		114	100	31.75	50	8				
125B08R/L-S45EC12A	●		139	125	38.1	63	8				
63A05R/L-S45EC12B	●		74	63	22	50	5				
80B06R/L-S45EC12B	●		94	80	27	50	6				
100B08R/L-S45EC12B	●		114	100	32	50	8				
125B08R/L-S45EC12B	●		139	125	40	63	8				

型號 Model No.					尺寸 Dimension						刀片 Insert
	BEJ750	BEJ757	BEP608	BEG607	R	L	I.C	S	d	bs	
EC1205-IO	●			●	0.8	7.6	12	4.76	4.6	1.05	

EZC-R

EZC 平面銑刀 EZC High Speed Milling Cutter



END MILL & CUTTER SERIES

產品型號 Model No	在庫 Stock	寸法 Dimension (mm)				刀片 Insert	零件 Parts				價格 Price
		D	d	H	INO		螺絲 Screw	壓板 Clamp	壓板螺絲 Screw	旗型扳手 Wrench	
EZC08040RS		40	16	45	4	ZC □□ 0804	CS30	-	-	T-10	
EZC12050RS		50	22	50	4	ZC □□ 1205	CS40	CCH3.5	CS3511	T-15	
EZC12063RS		63	22	50	5						
EZC14050RS		50	22	50	3	ZC □□ 1406	CS45	CCH4.5	CS45	T-15	
EZC14063RS		63	22	50	4						
EZC14080RS		80	27	63	5						
EZC14100RS		100	32	63	6						
EZC14080R		80	31.75	63	5						
EZC14100R		100	31.75	63	6						

● Limited sales for some areas

推薦切削條件表 Recommended cutting condition

被削材 Work material		P	M	K	N
		軟鋼 (SS400) (Mild Steel)	不銹鋼 (SUS304) (Stainless Steel)	鑄鐵 (FC250) (Cast Iron)	合金 (ADC12)
刃徑 Diameter(mm)	V	100-150-200	80-120-150	100-150-200	80-130-180
	f	1.2-1.5	1.2-1.5	1.2-1.5	1.0-1.3

- ◆ (V=m/min, f=mm/刃) (下限值—推薦值—上限值)(Min.-Optimum-Max.)
- ◆ 工具回轉速度 (N)=[1000×切削速度 (V)]÷[3.14×工具直徑 (D)]
- ◆ 總進給 (F)=[每刃進給 (f)×工具刃數 (Z)×工具回轉速度 (N)]
- ◆ 末尾 L: 輕切削 (Light) G: 範圍型 (General) H: 重切削 (Heave) S: 鋁用 (Aluminum)

推薦刀片材質表 Recommended Grade of Insert

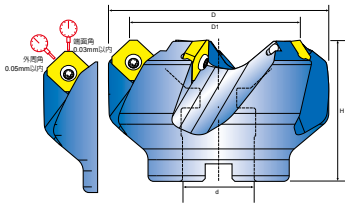
型號 Model No	P	P _M	P _M	K	K	K _M	P	P _M	K _N	寸法 R	圖解 Fig	刀片 Insert
	ACP100	ACP200	DFP633	ACK200	DFK633	ACK310	ACZ330	ACZ350	H1			
ZCMT 0603 ZDTR			●		●					1.5	1	
ZCMT 0804 ZDTR			●		●					2.0	1	
ZCMT 1205 ZDTR			●		●					2.0	1	
ZCMT 1406 ZDTR			●		●					2.0	1	
ZCMT 0603 ZDTR-H			●		●					1.5	1	
ZCMT 0804 ZDTR-H			●		●					2.0	1	
ZCMT 1205 ZDTR-H			●		●					2.0	1	
ZCMT 1406 ZDTR-H			●		●					2.0	1	

- ◆ 末尾 H: 重切削 (Heavy)
- Limited sales for some areas

S

S45SE00 SHELL

SE 平面銑刀 SE High Speed Milling Cutter



刀片安裝後
其精度保證
端面刃在0.03mm以內
外周刃在0.05mm以內

零件 Parts



產品型號 Model No	在庫 Stock		寸法 Dimension (mm)						刀片 Insert	螺絲 Screw	旗型扳手 Wrench	價格 Price
	R	L	D	D1	d	d	H	INO				
50A04R-S45SE12B	●		64	50	-	22	40	4	SE □□ 1204 □□	CS45	T-15	
63A05R-S45SE12A	●		77	63	-	25.4	50	5				
80B06R/L-S45SE12A	●	●	93	80	-	25.4	50	6				
100B06R/L-S45SE12A	●	●	114	100	-	31.75	50	6				
125B08R/L-S45SE12A	●	●	139	125	-	38.1	63	8				
160B10R/L-S45SE12A	●		179	160	-	50.8	63	10				
63A05R-S45SE12B	●		77	63	22	-	40	5	SE □□ 1204 □□	CS45	T-15	
80B06R/L-S45SE12B	●	●	93	80	27	-	50	6				
100B06R/L-S45SE12B	●	●	114	100	32	-	50	6				
125B08R/L-S45SE12B	●	●	139	125	40	-	63	8				
160B10R/L-S45SE12B	●		179	160	40	-	63	10				
50A04R-S45SE13B	●		64	50	-	22	40	4				SE □□ 13T3 □□
63A05R-S45SE13A	●		77	63	-	25.4	50	5				
80B06R/L-S45SE13A	●	●	93	80	-	25.4	50	6				
100B06R/L-S45SE13A	●	●	114	100	-	31.75	50	6				
100B07R/L-S45SE13A	●	●	114	100	-	31.75	50	7				
125B08R/L-S45SE13A	●	●	139	125	-	38.1	63	8				
160B10R/L-S45SE13A	●		179	160	-	50.8	63	10				
50A04R-S45SE13B	●		64	50	22	-	40	4	SE □□ 13T3 □□	CS35	T-15	
63A05R-S45SE13B	●		77	63	22	-	40	5				
63A06R-S45SE13B	●		77	63	22	-	40	6				
80B06R/L-S45SE13B	●	●	93	80	27	-	50	6				
100B06R/L-S45SE13B	●	●	114	100	32	-	50	6				
100B07R/L-S45SE13B	●	●	114	100	32	-	50	7				
125B08R/L-S45SE13B	●	●	139	125	40	-	63	8				
160B10R/L-S45SE13B	●		179	160	40	-	63	10				

推薦切削條件表 Recommended cutting condition

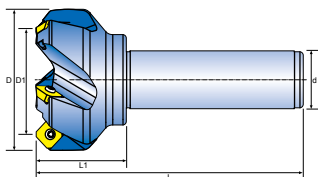
被削材 Work material	P 軟鋼 (SS400) (Mild Steel)	M 不鏽鋼 (SUS304) (Stainless Steel)	K 鑄鐵 (FC250) (Cast Iron)	N 合金 (ADC12)	
					刃徑 Diameter(mm)
50~160	V	150-200-250	160-200-250	100-200-250	300-500-1000
	f	0.01-0.30	0.15-0.30	0.10-0.30	0.15-0.20

- ◆ (V=m/min, f=mm/刃) (下限值—推薦值—上限值) (Min.-Optimum-Max.)
- ◆ 工具回轉速度 (N)=[1000×切削速度 (V)]÷[3.14×工具直徑 (D)]
- ◆ 總進給 (F)=[每刃進給 (f)×工具刃數 (Z)×工具回轉速度 (N)]
- ◆ 末尾 L: 輕切削 (Light) G: 範圍型 (General) H: 重切削 (Heave) S: 鋁用 (Aluminum)

推薦刀片材質表 Recommended Grade of Insert

型號 Model No	P	P _M	P _M	K	K	K _M	P	P _M	K _N	寸法 R	圖解 Fig	刀片 Insert
	ACP100	ACP200	ACP300	ACK200	ACK300	ACK310	ACZ330	ACZ350	H1			
SEHW1204AFTN		●		●		●	●			0.4	1	 1  2
SEHT120408-AK								●		0.8		
SEMT13T3AGSN-G						●	●			0.4	2	
SEMT13T3AGSN-H						●	●			0.8	2	
SEET13T3AGFN-L								●		0.4		

◆ 末尾 G: 範圍型 (General) H: 重切削 (Heavy) AK/L: 鋁用 (Aluminum)

SE50-C00

 SE 平面銑刀
SE High Speed Milling Cutter



產品型號 Model No	在庫 Stock	寸法 Dimension (mm)					刃數 Teeth	刀片 Insert	零件 Parts		價格 Price
		D	D1	d	L	L1			螺絲 Screw	旗型扳手 Wrench	
SE50-C32-4	●	62	50	32	120	45	4	SE □□ 1204	CS45	T-15	
SE50-C32-4-13T3	●	62	50	32	120	45	4	SE □□ 13T3	CS35	T-15	

推薦切削條件表 Recommended cutting condition

被削材 Work material	刃徑 Diameter(mm)	V	P	M	K	N
			軟鋼 (SS400) (Mild Steel)	不鏽鋼 (SUS304) (Stainless Steel)	鑄鐵 (FC250) (Cast Iron)	合金 (ADC12)
50	V		150-200-250	160-200-250	100-200-250	300-500-1000
	f		0.01-0.20	0.15-0.20	0.10-0.20	0.15-0.20

- ◆ $(V=m/\min, f=m/\text{刃})$ (下限值—推薦值—上限值) (Min.-Optimum-Max.)
- ◆ 工具回轉速度 (N) = $[1000 \times \text{切削速度 (V)}] \div [3.14 \times \text{工具直徑 (D)}]$
- ◆ 總進給 (F) = $[\text{每刃進給 (f)} \times \text{工具刃數 (Z)} \times \text{工具回轉速度 (N)}]$

推薦刀片材質表 Recommended Grade of Insert

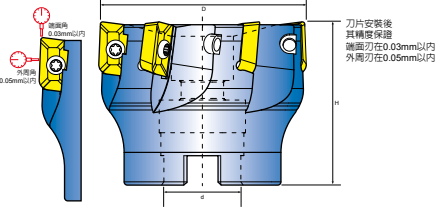
型號 Model No	P	P _M	P _M	K	K	K _M	P	P _M	K _N	寸法 R	圖解 Fig	刀片 Insert
	ACP100	ACP200	ACP300	ACK200	ACK300	ACK310	ACZ330	ACZ350	H1			
SEHW1204AFTN						●	●			0.4	1	 1
SEHT120408-AK								●		0.8		

◆ 末尾 AK: 鋁用 (Aluminum)




S

EAX SHELL

EAX 平面銑刀 EAX High Speed Shoulder Face Milling Cutter



零件 Parts

產品型號 Model No	在庫 Stock	寸法 Dimension (mm)			刃數 Teeth	刀片 Insert 	螺絲 Screw 	旗型扳手 Wrench 	價格 Price
		D	H	d					
EAX 2040FB-O	●	40	40	16	6	AX □□ 1235 □□	CS30A	T-8	
EAX 2050FB-O	●	50	40	22	7				
EAX 2063FB-O	●	63	40	22	8				
EAX 3040FB-O	●	40	40	16	4	AX □□ 1705 □□	CS40	T-15	
EAX 3050FB-O	●	50	40	22	5				
EAX 3063FB-O	●	63	40	22	6				
EAX 3080RA-O	●	80	50	25.4	4				
EAX 3100RA-O	●	100	63	31.75	5				
EAX 3125RA-O	●	125	63	38.1	6				
EAXF 3080RA-O	●	80	50	25.4	7				
EAXF 3100RA-O	●	100	63	31.75	8				
EAXF 3125RA-O	●	125	63	38.1	9				
EAX 2040FB	●	40	40	16	6	AX □□ 1235 □□	CS30A	T-8	
EAX 2050FB	●	50	40	22	7				
EAX 2063FA	●	63	50	25.4	8				
EAX 2063FB	●	63	40	22	8	AX □□ 1705 □□	CS40	T-15	
EAX 3040FB	●	40	40	16	4				
EAX 3050FB	●	50	40	22	5				
EAX 3063FA	●	63	50	25.4	6				
EAX 3063FB	●	63	40	22	6				
EAX 3080RA	●	80	50	25.4	4				
EAX 3100RA	●	100	63	31.75	5				
EAX 3125RA	●	125	63	38.1	6				
EAXF 3080RA	●	80	50	25.4	7				
EAXF 3100RA	●	100	63	31.75	8				
EAXF 3125RA	●	125	63	38.1	9				

- ◆ -O oil hole 帶水孔
- EAX & EAXF Series -Limited sales for some areas





產品型號 Model No	在庫 Stock	寸法 Dimension (mm)			刃數 Teeth	刀片 Insert	零件 Parts		價格 Price
		D	H	d			螺絲 Screw	旗型扳手 Wrench	
		EX90AP16-D50B	●	50			40	22	
EX90AP16-D63A	●	63	50	25.4	5				
EX90AP16-D80A	●	80	50	25.4	6				
EX90AP16-D100A	●	100	50	31.75	7				
EX90AP16-D125A	●	125	50	38.1	8				
EX90AP16-D63B	●	63	50	22	5	AP 1605	CS35	T-15	
EX90AP16-D80B	●	80	50	27	6				
EX90AP16-D100B	●	100	50	32	7				
EX90AP10-D80A	●	80	50	25.4	10	AP 1035	CS25	T-8	
EAPMD16-D40B		40	40	16	4	AP 1604	CS40	T-15	
EAPMD16-D50B	●	50	40	22	5				
EAPMD16-D63A	●	63	50	25.4	6				
EAPMD16-D80A	●	80	50	25.4	7				
EAPMD16-D100A	●	100	50	25.4	8				
EAPMD16-D125A	●	125	63	31.75	9				
EAPMD16-D63B	●	63	50	22	6				
EAPMD16-D80B	●	80	50	27	7				
EAPMD16-D100B	●	100	50	32	8				
EAPMD16-D125B	●	125	63	40	9				

推薦切削條件表 Recommended cutting condition

被削材 Work material	P	M	K	N	
					軟鋼 (SS400) (Mild Steel)
50~125	V	100-150-180	80-140-160	100-150-180	200-300-500
	f	0.10-0.20-0.25	0.10-0.15-0.20	0.10-0.20-0.25	0.10-0.15-0.20

- ◆ (V=m/min, f=mm/刃) (下限值—推薦值—上限值) (Min.-Optimum-Max.)
- ◆ 工具回轉速度 (N)=[1000×切削速度 (V)]÷[3.14×工具直徑 (D)]
- ◆ 總進給 (F)=[每刃進給 (f)×工具刃數 (Z)×工具回轉速度 (N)]
- ◆ 末尾 L: 輕切削 (Light) G: 範圍型 (General) H: 重切削 (Heave) S: 鋁用 (Aluminum)

推薦刀片材質表 Recommended Grade of Insert

型號 Model No	P	P _M	P _M	K	K	K _M	P	P _M	K _N	寸法 R	圖解 Fig	刀片 Insert
	ACP100	ACP200	ACP300	ACH200	ACH300	ACH310	ACZ300	ACZ350	H1			
AXMT123504PEER-G		●	●	●						0.4	1	1
AXMT123508PEER-G		●	●	●						0.8	1	
AXMT123504PEER-H		●	●	●						0.4	1	2
AXMT123508PEER-H		●	●	●						0.8	1	
AXET123504PEFR-S								●		0.4		3
AXMT170504PEER-G		●	●	●						0.4	2	4
AXMT170508PEER-G		●	●	●						0.8	2	
AXMT170508PEER-H		●	●	●						0.8	2	4
AXET170504PEFR-S								●		0.4		4
APMT160508PDER-H						●	●			0.8	3	
APET160504PDFR-S								●		0.4	4	

- ◆ 末尾 G: 範圍型 (General) H: 重切削 (Heavy) S: 鋁用 (Aluminum)
- ◆ AXMT & AMET Series - Limited sales for some areas

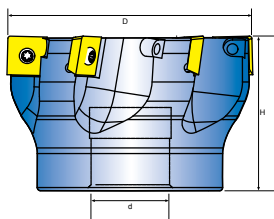
刀片資料

AP 1604 參考 AJ 頁

Insert Detail

AP 1604 參考 AJ 頁

EASX400



EASX 平面銑刀
EASX High Speed Milling Cutter

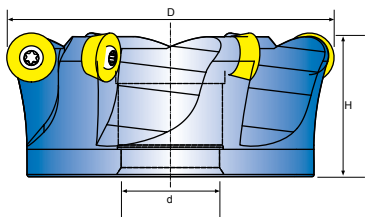
本圖所示為右手刀 (R)
Right-Hand Show



零件 Parts

產品型號 Model No	在庫 Stock	寸法 Dimension (mm)				刀片 Insert	螺絲 Screw	旗型扳手 Wrench	價格 Price
		D	d	H	INO				
EASX400-063A05RA	●	63	25.4	50	5	SO □□ 12T3 □□	CS35	T-15	
EASX400-080B06RA	●	80	25.4	50	6				
EASX400-100B07RA	●	100	31.75	50	7				
EASX400-125B08RA	●	125	38.1	63	8				
EASX400-160C12RA	●	160	50.8	63	12				
EASX400-050A04RB	●	50	22	40	4	SO □□ 12T3 □□	CS35	T-15	
EASX400-063A05RB	●	63	22	50	5				
EASX400-080B06RB	●	80	27	50	6				
EASX400-100B07RB	●	100	32	50	7				
EASX400-125B08RB	●	125	40	63	8				
EASX400-160C12RB	●	160	40	63	12				

ERDH



ERDH 平面銑刀
ERDH High Speed Milling Cutter

本圖所示為右手刀 (R)
Right-Hand Show

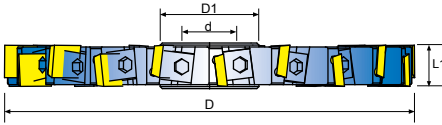


零件 Parts

產品型號 Model No	在庫 Stock		寸法 Dimension (mm)				刀片 Insert	螺絲 Screw	壓板 Clamp	壓板螺絲 Screw	旗型扳手 Wrench	價格 Price
	R	L	D	d	H	INO						
ERDHA5R50	●		50	22	50	4	RD □□ 10T3 □□	CS40	TP-W 3/16	CS35115	T-15	
ERDHA5R63A	●		63	25.4	50	5						

SC

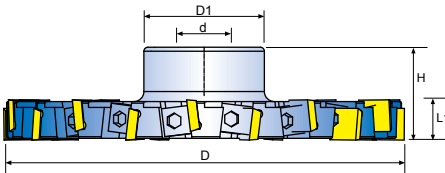
側銑刀
Side Milling Cutter



產品型號 Model No	在庫 Stock	寸法 Dimension (mm)					刀片 Insert	零件 Parts				價格 Price
		D	D1	d	L1	INO		壓板 Clamp	壓板 Clamp	雙頭螺絲 Screw	L 型板手 Wrench	
		SC100-16-25.4	●	100	42	25.4		16	10	SP □□ 1203 □□	SCR	
SC125-16-25.4	●	125	42	25.4	16	14						
SC160-16-25.4	●	160	42	25.4	16	16						
SC200-20-31.75	●	200	48	31.75	20	20	SP □□ 1504 □□					

SCT

側銑刀
Side Milling Cutter



產品型號 Model No	在庫 Stock	寸法 Dimension (mm)						刀片 Insert	零件 Parts				價格 Price
		D	D1	d	L1	H	INO		壓板 Clamp	壓板 Clamp	雙頭螺絲 Screw	L 型板手 Wrench	
		SCT160-16-31.75	●	160	70	31.75	16		45	16	SCR	SCL	
SCT200-20-31.75	●	200	70	31.75	20	45	20	SP □□ 1504 □□					

推薦刀片材質表 Recommended Grade of Insert

型號 Model No	P	N	P	K	尺寸 Dimension				刀片 Insert
	BEJ750	BEJ757	BEJ706	BEG607	R	L	I.C	S	
SPUN120308	●		●		0.8	12.7	12.7	3.18	
SPUN120312	●		●		1.2	12.7	12.7	3.18	

刀片資料

SP □□ 1203 □□ ▶ 參考 AK、195 頁

Insert Detail

SP □□ 1203 □□ ▶ Ref. Page-AK, 195

S