
















































END MILL SERIES

刀桿形狀 Tool Type	刀片形狀 Insert Shape	柄徑 (D) Shank Dia. (mm)																				頁碼 Page					
		8	10	11	12	13	14	16	17	18	20	21	22	25	26	28	30	31	32	33	35		40	48.8	50	63	63.8
								●	●		●	●		●	●				●		●	●		●			137
														●	●	●				●	●	●	●		●	●	138
							●	●		●	●		●	●	●	●			●			●		●	●		141
							●	●	●	●	●	●	●	●	●	●	●			●	●	●	●		●	●	142
														●		●	●			●		●	●		●	●	143
														●	●	●	●			●	●	●	●		●	●	144
					●		●	●	●	●	●	●		●	●				●		●	●		●			146
							●	●	●	●		●	●		●				●		●	●		●	●		148
			●	●	●	●		●	●		●			●													150
			●	●	●	●		●	●		●	●		●	●						●	●					151
							●	●		●	●		●	●		●			●			●					152

刀桿形狀 Tool Type	刀片形狀 Insert Shape	柄徑 (D) Shank Dia. (mm)																				頁碼 Page						
		8	10	11	12	13	14	16	17	18	20	21	22	25	26	28	30	31	32	33	35		40	48.8	50	63	63.8	
EC00M00000 		●	●		●			●			●			●					●									153
(E)RD(HA)0R0 		●	●	●	●			●	●		●	●		●	●			●			●							155
TS00-C00 											●			●				●	●		●	●	39	49			156	
TSP 											●			●				●	●		●						156	
SAE-00 																		●			●	●	45	●	●		157	
TC45° 																						●					157	
TM45° 																											●	158
TM60° 																											●	158
刀桿形狀 Tool Type	刀片形狀 Insert Shape	柄徑 (D) Shank Dia. (mm)										頁碼 Page																
		20	25	32	35	40	50	63	80	100																		
EM90AP00 		●	●	●		●	●																				159	
EM90AP16 																			●	●								159

刀桿形狀 Tool Type	刀片形狀 Insert Shape	柄徑 (D) Shank Dia. (mm)											頁碼 Page		
		40	50	63	64	74	80	94	100	114	125	139		160	200
ESP400			●	●				●	●		●		●		162
EC	 				●	●		●		●		●			163
EZC-R	 	●	●	●			●		●						164
S45SE00	 		●	●			●		●		●		●		165
SE50-C00			●												166
EAX SHELL	 	●	●	●			●		●		●				167
EX90			●	●			●		●		●				168
EASX4000	 		●	●			●		●		●		●		169
ERDH	 		●	●											169
SC	 								●		●		●	●	170
SCT													●	●	170

EAPMC00-D00-000

 E 端銑刀
 E End Mill

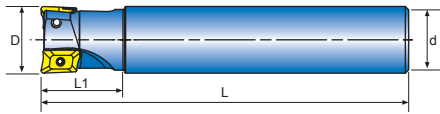

END MILL & CUTTER SERIES

產品型號 Model No	在庫 Stock	寸法 Dimension (mm)					刀片 Insert	零件 Parts		價格 Price	
		D	d	L	L1	INO		螺絲 Screw	鎖型扳手 Wrench		
EAPMC11-D16-150	●	16	16	150	25	2	AP □□ 1135 □□	CS25	T-8		
EAPMC11-D17-150	●	17	16	150	25	2					
EAPMC11-D20-150	●	20	20	150	30	3					
EAPMC11-D21-150	●	21	20	150	30	3					
EAPMC11-D25-150	●	25	25	150	35	4					
EAPMC11-D25-200	●	25	25	200	35	4					
EAPMC11-D26-150	●	26	25	150	35	4					
EAPMC11-D32-150	●	32	32	150	35	5					
EAPMC11-D35-150	●	35	32	150	40	5					
EAPMC11-D14-120		14	16	120	25	1					
EAPMC11-D14-80		14	16	80	25	1					
EAPMC11-D16-145		16	16	145	25	2					
EAPMC11-D18-100		18	16	100	25	2					
EAPMC11-D18-145		18	16	145	25	2					
EAPMC11-D20-110		20	20	110	30	3					
EAPMC11-D20-150		20	20	150	40	3					
EAPMC11-D21-150-3T		21	20	150	40	3					
EAPMC11-D21-200		21	20	200	40	2					
EAPMC11-D21-200-3T		21	20	200	40	3					
EAPMC11-D21-250		21	20	250	40	2					
EAPMC11-D21-250-3T		21	20	250	40	3					
EAPMC11-D22-110		22	20	110	30	3					
EAPMC11-D22-150	●	22	20	150	30	3					
EAPMC11-D25-120		25	25	120	35	4					
EAPMC11-D25-170		25	25	170	50	2					
EAPMC11-D26-150-4T		26	25	150	35	4					
EAPMC11-D26-200		26	25	200	35	2					
EAPMC11-D26-200-4T	●	26	25	200	35	4					
EAPMC11-D26-250		26	25	250	35	2					
EAPMC11-D26-250-4T		26	25	250	35	4					
EAPMC11-D28-120		28	25	120	35	4					
EAPMC11-D28-170		28	25	170	30	2					
EAPMC11-D30-120		30	25	120	35	4					
EAPMC11-D30-150	●	30	25	170	30	4					
EAPMC11-D32-130		32	32	130	40	5					
EAPMC11-D32-180		32	32	180	60	5					
EAPMC11-D33-150		33	32	150	40	5					
EAPMC11-D33-200		33	32	200	40	5					
EAPMC11-D33-250		33	32	250	40	5					
EAPMC11-D33-300		33	32	300	40	5					
EAPMC11-D35-200	●	35	32	200	40	5					
EAPMC11-D35-250		35	32	250	40	5					
EAPMC11-D35-300		35	32	300	40	5					
EAPMC11-D40-150		40	32	150	30	6					
EAPMC11-D40-180		40	32	180	30	2					
EAPMC11-D50-150		50	32	150	30	7					
EAPMC11-D63-150		63	32	150	30	8					



EAPMD00-D00-000

E 端銑刀
E End Mill



零件 Parts

產品型號 Model No	在庫 Stock	寸法 Dimension (mm)					刀片 Insert	螺絲 Screw	旗型扳手 Wrench	價格 Price
		D	d	L	L1	INO				
EAPMD16-D25-150	●	25	25	150	35	2	AP □□ 1604 □□	CS40	T-15	
EAPMD16-D25-200	●	25	25	200	35	2				
EAPMD16-D32-150	●	32	32	150	35	3				
EAPMD16-D40-150	●	40	32	150	40	4				
EAPMD16-D50-150	●	50	32	150	40	4				
EAPMD16-D25-120		25	25	120	35	2				
EAPMD16-D25-170		25	25	170	50	2				
EAPMD16-D26-150		26	25	150	35	2				
EAPMD16-D26-200		26	25	200	35	2				
EAPMD16-D26-250		26	25	250	35	2				
EAPMD16-D26-300		26	25	300	35	2				
EAPMD16-D28-120		28	25	120	35	2				
EAPMD16-D28-170		28	25	170	50	2				
EAPMD16-D30-130		30	25	130	40	3				
EAPMD16-D30-180		30	25	180	60	2				
EAPMD16-D32-130		32	32	130	40	3				
EAPMD16-D32-180		32	32	180	60	2				
EAPMD16-D32-25-130		32	25	130	40	3				
EAPMD16-D33-150		33	32	150	40	2				
EAPMD16-D33-150-3T		33	32	150	40	3				
EAPMD16-D33-200	●	33	32	200	40	2				
EAPMD16-D33-200-3T		33	32	200	40	3				
EAPMD16-D33-250	●	33	32	250	40	2				
EAPMD16-D33-250-3T		33	32	250	40	3				
EAPMD16-D33-300		33	32	300	40	2				
EAPMD16-D33-300-3T		33	32	300	40	3				
EAPMD16-D33-350		33	32	350	40	2				
EAPMD16-D33-350-3T		33	32	350	40	3				
EAPMD16-D35-130		35	32	130	40	3				
EAPMD16-D35-150		35	32	150	40	2				
EAPMD16-D35-150-3T		35	32	150	40	2				
EAPMD16-D35-180-3T		35	32	180	40	3				
EAPMD16-D35-200		35	32	200	40	2				
EAPMD16-D35-200-3T		35	32	200	60	3				
EAPMD16-D35-250		35	32	250	40	2				
EAPMD16-D35-250-3T		35	32	250	40	3				
EAPMD16-D35-300		35	32	300	40	2				
EAPMD16-D35-300-3T		35	32	300	40	3				
EAPMD16-D35-350-3T		35	32	350	40	3				
EAPMD16-D40-150		40	32	150	50	4				
EAPMD16-D40-200		35	32	200	40	3				
EAPMD16-D50-135		50	32	135	25	5				
EAPMD16-D50-170		50	32	170	50	5				
EAPMD16-D63-135		63	32	135	25	6				
EAPMD16-D63-170		63	32	170	50	6				

S


刀片資料

AP □□ 1135 □□ ▶ 參考 AJ、139 頁

Insert Detail

AP □□ 1135 □□ ▶ Ref. Page-AJ,139

推薦刀片材質表 Recommended Grade of Insert

型號 Model No.	P	P M	P M	K	尺寸 Dimension					圖解 Fig	刀片 Insert
	DF200	BEJ750	BEJ757	BEG607	L	I.W	S	d	r		
APMT113504-EG					11	6.35	3.5	1.5	0.4	1	
APMT113508-EG *	●				11	6.35	3.5	1.1	0.8	1	
APMT160408-EG					16.5	9.525	4.76	1.4	0.8	2	
APMT160408-EH					16.5	9.525	4.76	1.4	0.8	2	
APMT1135PDR		●			11.25	6.2	3.5	2.8	0.8	3	
APMT160408PDER		●			17.25	9.25	4.76	4.4	0.8	4	
APMT1135PDER-FT		●			11.25	6.2	3.5	2.8	0.8		

*" limited sales for some areas

END MILL & CUTTER SERIES




END MILL & CUTTER SERIES ■ 特長 Characteristics

強化了刀尖的低抵抗刀片和高精度的切刃 Precision Insert with Strong Cutting Edge and Low Cutting Force Design

- 採用獨自的曲線狀切刃，提高刀尖強度，減小了切削阻抗。
- 高精度切刃實現了接近精加工領域的高品質加工面。
- 在深溝槽加工和低剛性機床上也可流暢加工。
- Unique curved cutting edge design lowers cutting force yet improves cutting edge strength.
- Achieving high quality finish with high precision cutting edge.
- Smooth cutting even for deep grooves and low rigidity machines.

高耐久性刀體 Highly Durable Body

- 以特殊表面處理，提高了耐腐蝕性，耐磨損性。
- 以增大螺孔直徑，提高鎖緊力和耐久性。
- Special surface treatment improves corrosion resistance and scratch resistance.
- Increased screw size improves clamping force and durability.



全型號帶氣孔

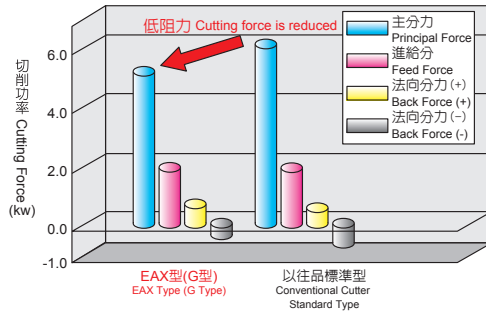
Internal Coolant-holes are a Standard Feature for the Whole Series

- 氣冷和水冷，便排屑順暢。
- Improved chip evacuation with air or coolant supply.

① 切削功率 Cutting Force

比以往品削減15%的切削阻力(主成分)

Cutting resistance (main component) is approx 15% lower than conventional cutters.



(切削條件)(Cutting Conditions)

被削材 Work Material : S50C

刀具 Tool : EAX3035E(Ø32)

刀片 Insert : AXMT170508PEER-G

材質 Grade : ACP200

切削速度 Cutting Speed :
Vc=200m/min

進給量 Feed Rate :
fz=0.2 mm/t (Vf=1,200mm/min)

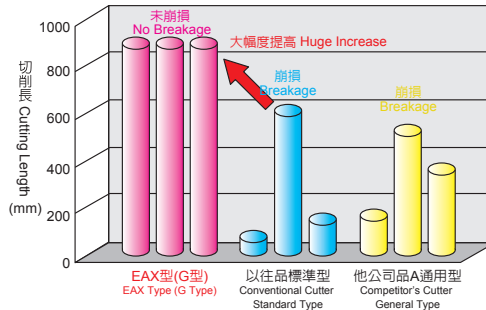
切削寬 Cutting Width : ae=8mm

切深是 Cutting Depth : ap=10mm

② 耐崩損性 Fracture Resistance

刀尖強度強化，耐崩損性大幅度提高

Huge increase in fracture resistance with improved cutting edge strength.



(切削條件)(Cutting Conditions)

被削材 Work Material : SCM440

刀具 Tool : EAX3032E(Ø32)

刀片 Insert : AXMT170508PEER-G

切削速度 Cutting Speed :
Vc=100m/min

進給量 Feed Rate :
fz=0.4 mm/t (Vf=1,260mm/min)




切削寬 Cutting Width : ae=25mm

切深是 Cutting Depth : ap=3mm

EAX20-O

 EAX 端銑刀
 EAX End Mill


END MILL & CUTTER SERIES

產品型號 Model No	在庫 Stock	寸法 Dimension (mm)					刀片 Insert 	零件 Parts		價格 Price
		D	d	L	L1	INO		螺絲 Screw 	旗型扳手 Wrench 	
EAX 2014E-80-O	●	14	16	80	25	1	AX □□ 1235 □□	CS30A	T-8	
EAX 2016E-100-O	●	16	16	100	25	2				
EAX 2018E-100-O	●	18	16	100	25	2				
EAX 2020E-110-O	●	20	20	110	30	3				
EAX 2022E-110-O	●	22	20	110	30	3				
EAX 2025E-120-O	●	25	25	120	35	4				
EAX 2028E-120-O	●	28	25	120	35	4				
EAX 2030E-120-O	●	30	25	120	35	4				
EAX 2032E-130-O	●	32	32	130	40	5				
EAX 2040E-150-O	●	40	32	150	30	6				
EAX 2050E-150-O	●	50	32	150	30	7				
EAX 2063E-150-O	●	63	32	150	30	8				
EAX 2014EL-120-O	●	14	16	120	25	1				
EAX 2016EL-145-O	●	16	16	145	25	2				
EAX 2018EL-145-O	●	18	16	145	25	2				
EAX 2020EL-150-O	●	20	20	150	40	2				
EAX 2020EL-150-3T-O	●	20	20	150	40	3				
EAX 2022EL-150-O	●	22	20	150	30	2				
EAX 2025EL-170-O	●	25	25	170	50	2				
EAX 2026EL-200-O	●	26	25	200	50	2				
EAX 2028EL-170-O	●	28	25	170	30	2				
EAX 2030EL-170-O	●	30	25	170	30	2				
EAX 2032EL-180-O	●	32	32	180	60	2				
EAX 2040EL-180-O	●	40	32	180	30	2				
EAX 2040EL-180-6T-O	●	40	32	180	30	6				

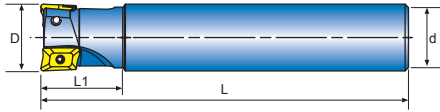
◆ -O oil hole 帶水孔

● Limited sales for some areas



EAX20

EAX 端銼刀
EAX End Mill






產品型號 Model No	在庫 Stock	寸法 Dimension (mm)					刀片 Insert	零件 Parts		價格 Price
		D	d	L	L1	INO		螺絲 Screw	旗型扳手 Wrench	
EAX 2014E-80	●	14	16	80	25	1	AX □□ 1235 □□	CS30A	T-8	
EAX 2016E-100	●	16	16	100	25	2				
EAX 2018E-100	●	18	16	100	25	2				
EAX 2020E-110	●	20	20	110	30	3				
EAX 2022E-110	●	22	20	110	30	3				
EAX 2025E-120	●	25	25	120	35	4				
EAX 2028E-120	●	28	25	120	35	4				
EAX 2030E-120	●	30	25	120	35	4				
EAX 2032E-130	●	32	32	130	40	5				
EAX 2040E-150	●	40	32	150	30	6				
EAX 2050E-150	●	50	32	150	30	7				
EAX 2063E-150	●	63	32	150	30	8				
EAX 2014EL-120	●	14	16	120	25	1				
EAX 2016EL-145	●	16	16	145	25	2				
EAX 2017EL-150	●	17	16	150	25	2				
EAX 2018EL-145	●	18	16	145	25	2				
EAX 2020EL-150	●	20	20	150	40	3				
EAX 2021EL-150	●	21	20	150	40	2				
EAX 2021EL-200	●	21	20	200	40	2				
EAX 2021EL-250	●	21	20	250	40	2				
EAX 2021EL-150-3T	●	21	20	150	40	3				
EAX 2021EL-200-3T	●	21	20	200	40	3				
EAX 2021EL-250-3T	●	21	20	250	40	3				
EAX 2022EL-150	●	22	20	150	30	3				
EAX 2025EL-170	●	25	25	170	50	2				
EAX 2026EL-150	●	26	25	150	35	2				
EAX 2026EL-200	●	26	25	200	35	2				
EAX 2026EL-250	●	26	25	250	35	2				
EAX 2026EL-150-4T	●	26	25	150	35	4				
EAX 2026EL-200-4T	●	26	25	200	35	4				
EAX 2026EL-250-4T	●	26	25	250	35	4				
EAX 2028EL-170	●	28	25	170	30	2				
EAX 2030EL-170	●	30	25	170	30	2				
EAX 2032EL-180	●	32	32	180	60	5				
EAX 2033EL-150	●	33	32	150	40	5				
EAX 2033EL-200	●	33	32	200	40	5				
EAX 2033EL-250	●	33	32	250	40	5				
EAX 2033EL-300	●	33	32	300	40	5				
EAX 2035EL-150	●	35	32	150	40	5				
EAX 2035EL-200	●	35	32	200	40	5				
EAX 2035EL-250	●	35	32	250	40	5				
EAX 2035EL-300	●	35	32	300	40	5				
EAX 2040EL-180	●	40	32	180	30	2				

● Limited sales for some areas

EAX30-O

 EAX 端銑刀
 EAX End Mill


END MILL & CUTTER SERIES

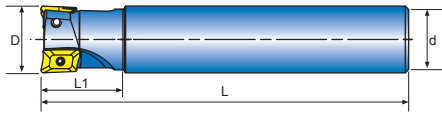
產品型號 Model No	在庫 Stock	寸法 Dimension (mm)					刀片 Insert 	零件 Parts		價格 Price
		D	d	L	L1	INO		螺絲 Screw 	旗型板手 Wrench 	
EAX 3025E-20-120-O	●	25	20	120	35	2	AX □□ 1705 □□	CS40	T-15	
EAX 3025E-120-O	●	25	25	120	35	2				
EAX 3028E-120-O	●	28	25	120	35	2				
EAX 3030E-130-O	●	30	25	130	40	3				
EAX 3032E-25-130-O	●	32	25	130	40	3				
EAX 3032E-130-O	●	32	32	130	40	3				
EAX 3035E-130-O	●	35	32	130	40	3				
EAX 3040E-170-O	●	40	32	170	50	4				
EAX 3050E-170-O	●	50	32	170	50	5				
EAX 3063E-170-O	●	63	32	170	50	6				
EAX 3050ES-135-O	●	50	32	135	25	5				
EAX 3050ES-42-135-O	●	50	42	135	25	5				
EAX 3063ES-135-O	●	63	32	135	25	6				
EAX 3063ES-42-135-O	●	63	42	135	25	6				
EAX 3025EL-170-O	●	25	25	170	50	2				
EAX 3028EL-170-O	●	28	25	170	50	2				
EAX 3030EL180-O	●	30	25	180	60	2				
EAX 3030EL-O-3T	●	30	25	180	60	3				
EAX 3032EL-180-O	●	32	32	180	60	2				
EAX 3035EL-180-O	●	35	32	180	60	2				
EAX 3040EL-220-O	●	40	32	220	80	2				
EAX 3040E-C-170-O	●	40	32	170	50	3				
EAX 3050E-C-170-O	●	50	32	170	50	3				
EAX 3063E-C-170-O	●	63	32	170	50	4				
EAX 3050ES-C-135-O	●	50	32	135	25	3				
EAX 3050ES-C-42-135-O	●	50	42	135	25	3				
EAX 3063ES-C-135-O	●	63	32	135	25	4				
EAX 3063ES-C-42-135-O	●	63	42	135	25	4				

- ◆ -O oil hole 帶水孔
- Limited sales for some areas



EAX30

EAX 端銼刀
EAX End Mill



產品型號 Model No	在庫 Stock	寸法 Dimension (mm)				刀片 Insert	零件 Parts		價格 Price
		D	d	L	L1		螺絲 Screw	旗型板手 Wrench	
EAX 3025E-20-120	●	25	20	120	35	2	CS40	T-15	
EAX 3025E-120	●	25	25	120	35	2			
EAX 3028E-120	●	28	25	120	35	2			
EAX 3030E-130	●	30	25	130	40	3			
EAX 3032E-25-130	●	32	25	130	40	3			
EAX 3032E-130	●	32	32	130	40	3			
EAX 3035E-130	●	35	32	130	40	3			
EAX 3040E-170	●	40	32	170	50	4			
EAX 3050E-170	●	50	32	170	50	5			
EAX 3063E-170	●	63	32	170	50	6			
EAX 3050ES-135	●	50	32	135	25	5			
EAX 3050ES-42-135	●	50	42	135	25	5			
EAX 3063ES-135	●	63	32	135	25	6			
EAX 3063ES-42-135	●	63	42	135	25	6			
EAX 3025EL-170	●	25	25	170	50	2			
EAX 3026EL-150	●	26	25	150	35	2			
EAX 3026EL-200	●	26	25	200	35	2			
EAX 3026EL-250	●	26	25	250	35	2			
EAX 3026EL-300	●	26	25	300	35	2			
EAX 3028EL-170	●	28	25	170	50	2			
EAX 3030EL-180	●	30	25	180	60	3			
EAX 3032EL-180	●	32	32	180	60	2			
EAX 3033EL-150	●	33	32	150	40	2			
EAX 3033EL-200	●	33	32	200	40	2			
EAX 3033EL-250	●	33	32	250	40	2			
EAX 3033EL-300	●	33	32	300	40	2			
EAX 3033EL-350	●	33	32	350	40	2			
EAX 3033EL-150-3T	●	33	32	150	40	3			
EAX 3033EL-200-3T	●	33	32	200	40	3			
EAX 3033EL-250-3T	●	33	32	250	40	3			
EAX 3033EL-300-3T	●	33	32	300	40	3			
EAX 3033EL-350-3T	●	33	32	350	40	3			
EAX 3035EL-150	●	35	32	150	40	2			
EAX 3035EL-200	●	35	32	200	40	2			
EAX 3035EL-250	●	35	32	250	40	2			
EAX 3035EL-300	●	35	32	300	40	2			
EAX 3035EL-350	●	35	32	350	40	2			
EAX 3035EL-150-3T	●	35	32	150	40	3			
EAX 3035EL-180-3T	●	35	32	180	60	3			
EAX 3035EL-200-3T	●	35	32	200	40	3			
EAX 3035EL-250-3T	●	35	32	250	40	3			
EAX 3035EL-300-3T	●	35	32	300	40	3			
EAX 3035EL-350-3T	●	35	32	350	40	3			
EAX 3040EL-220	●	40	32	220	80	2			
EAX 3040E-C-170	●	40	32	170	50	3			
EAX 3050E-C-170	●	50	32	170	50	3			
EAX 3063E-C-170	●	63	32	170	50	4			
EAX 3050ES-C-135	●	50	32	135	25	3			
EAX 3050ES-C-42-135	●	50	42	135	25	3			
EAX 3063ES-C-135	●	63	32	135	25	4			
EAX 3063ES-C-42-135	●	63	42	135	25	4			

● Limited sales for some areas






推薦切削條件表 Recommended cutting condition

被削材 Work material		P	M	K	N
		軟鋼 (SS400) (Mild Steel)	不鏽鋼 (SUS304) (Stainless Steel)	鑄鐵 (FC250) (Cast Iron)	合金 (ADC12)
10~22	V	80-100-120	70-100-120	80-100-120	200-300-500
	f	0.08-0.10-0.15	0.08-0.10-0.15	0.08-0.10-0.15	0.08-0.10-0.15
25~40	V	100-150-180	80-140-160	100-150-180	200-500-1000
	f	0.10-0.12-0.20	0.10-0.12-0.20	0.10-0.15-0.20	0.10-0.15-0.20
50~63	V	100-150-180	80-140-160	100-150-180	200-500-1000
	f	0.10-0.12-0.20	0.10-0.12-0.20	0.10-0.15-0.20	0.10-0.15-0.20

- ◆ (V=m/min, f=mm/刃) (下限值—推薦值—上限值)
- ◆ 工具回轉速度 (N)=[1000×切削速度 (V)]÷[3.14×工具直徑 (D)]
- ◆ 總進給 (F)=[每刃進給 (f)×工具刃數 (Z)×工具回轉速度 (N)]

推薦刀片材質表 Recommended Grade of Insert

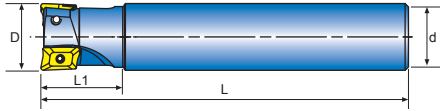
型號 Model No	P	P _M	P _M	K	K	K _M	P	P _M	K _N	寸法 R	圖解 Fig	刀片 Insert
	ACP100	ACP200	ACP300	ACK200	ACK300	ACK310	ACZ330	ACZ350	H1			
AXMT123504PEER-G		●	●	●						0.4	1	  
AXMT123508PEER-G		●	●	●						0.8	1	
AXMT123504PEER-H		●	●	●						0.4	1	
AXMT123508PEER-H		●	●	●						0.8	1	
AXET123504PEFR-S								●		0.4	3	
AXMT170504PEER-G		●	●	●						0.4	2	
AXMT170508PEER-G		●	●	●						0.8	2	
AXMT170508PEER-H		●	●	●						0.8	2	
AXET170504PEFR-S								●		0.4	3	

- ◆ 末尾 G: 範圍型 (General) H: 重切削 (Heavy) S: 鋁用 (Aluminum)
- Limited sales for some areas



E90AP00-D00

E 端銑刀
E End Mill




產品型號 Model No	在庫 Stock	寸法 Dimension (mm)					刀片 Insert	零件 Parts		價格 Price		
		D	d	L	L1	INO		螺絲 Screw	旗型板手 Wrench			
E90AP10-D12-90	●	12	12	90	25	1	AP □□ 1035 □□	CS25	T-8			
E90AP10-D12-100	●	12	12	100	25	1						
E90AP10-D14-80	●	14	16	80	25	1						
E90AP10-D16-90	●	16	16	90	25	2						
E90AP10-D16-150	●	16	16	150	25	2						
E90AP10-D17-150	●	17	16	150	25	2						
E90AP10-D18-90	●	18	16	90	25	2						
E90AP10-D20-110	●	20	20	110	30	3						
E90AP10-D20-150	●	20	20	150	30	3						
E90AP10-D21-150	●	21	20	150	30	3						
E90AP10-D25-120	●	25	25	120	35	4						
E90AP10-D25-150	●	25	25	150	35	4						
E90AP10-D25-200	●	25	25	200	35	4						
E90AP10-D26-150	●	26	25	150	35	4						
E90AP10-D32-150	●	32	32	150	35	5						
E90AP10-D35-150	●	35	32	150	40	5						
E90AP16-D25-150	●	25	25	150	35	2	AP □□ 1605 □□	CS35	T-15			
E90AP16-D25-200	●	25	25	200	35	2						
E90AP16-D32-150	●	32	32	150	35	3						
E90AP16-D40-150	●	40	32	150	40	4						
E90AP16-D50-150	●	50	32	150	40	5						

推薦切削條件表 Recommended cutting condition

被削材 Work material		P	M	K	N
		軟鋼 (SS400) (Mild Steel)	不鏽鋼 (SUS304) (Stainless Steel)	鑄鐵 (FC250) (Cast Iron)	合金 (ADC12)
10~22	V	80-100-120	70-100-120	80-100-120	200-300-500
	f	0.08-0.10-0.15	0.08-0.10-0.15	0.08-0.10-0.15	0.08-0.10-0.15
25~40	V	100-150-180	80-140-160	100-150-180	200-500-1000
	f	0.10-0.12-0.20	0.10-0.12-0.20	0.10-0.15-0.20	0.10-0.15-0.20
50~63	V	100-150-180	80-140-160	100-150-180	200-500-1000
	f	0.10-0.12-0.20	0.10-0.12-0.20	0.10-0.15-0.20	0.10-0.15-0.20

- ◆ (V=m/min, f=mm/刃) (下限值—推薦值—上限值)
- ◆ 工具回轉速度 (N)=[1000×切削速度 (V)]÷[3.14×工具直徑 (D)]
- ◆ 總進給 (F)=[每刃進給 (f)×工具刃數 (Z)×工具回轉速度 (N)]

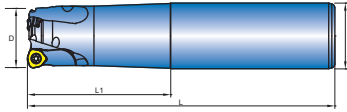
推薦刀片材質表 Recommended Grade of Insert

型號 Model No	P	P _M	P _M	K	K	K _M	P	P _M	K _N	寸法 R	圖解 Fig	刀片 Insert
	ACP100	ACP200	ACP300	ACK200	ACK300	ACK310	ACZ330	ACZ350	H1			
APMT103504PDER-H						●	●			0.4	1	
APMT103508PDER-H						●	●			0.8	1	
APET103504PDFR-S								●		0.4	3	
APMT160508PDER-H						●	●			0.8	2	
APET160504PDFR-S								●		0.4	3	

- ◆ 末尾 G: 範圍型 (General) H: 重切削 (Heavy) S: 鋁用 (Aluminum)



EZC



EZC 端銑刀
EZC End Mill



產品型號 Model No	在庫 Stock	寸法 Dimension (mm)						刀片 Insert	零件 Parts				價格 Price
		D1	d	L1	L2	L	INO		螺絲 Screw	壓板 Clamp	壓板螺絲 Screw	旗型板手 Wrench	
EZC06016ES-110	●	16	16	30	80	110	2	ZCMT06	CS25	-	-	T-8	
EZC06016EM-150	●	16	16	70	80	150	2						
EZC06017EM-150	●	17	16	20	130	150	2						
EZC06018EM-150		18	16	20	130	150	2						
EZC06020ES-130		20	20	50	80	130	3						
EZC06020EM-180		20	20	100	80	180	3						
EZC06022EM-180		22	20	30	150	180	3						
EZC06025ES-140		25	25	60	80	140	3						
EZC06025EM-250		25	25	120	130	250	3						
EZC08020ES-130	●	20	20	50	80	130	2	ZCMT08	CS30	-	-	T-10	
EZC08020EM-180		20	20	100	80	180	2						
EZC08022EM-180	●	22	20	30	150	180	2						
EZC08025ES-140	●	25	25	60	80	140	2						
EZC08025EM-250		25	25	120	130	250	2						
EZC08028EM-250		28	25	40	210	250	2						
EZC08032ES-150	●	32	32	70	80	150	3						
EZC08032EM-250		32	32	120	130	250	3						
EZC08035EM-250		35	32	50	200	250	3						
EZC12032ES-150		32	32	70	80	150	2	ZCMT12	CS40	CCH3.5	CS3511	T-15	
EZC12032EM-250		32	32	120	130	250	2						
EZC12035EM-250		35	32	50	200	250	2						
EZC12040ES-150		40	32	50	100	150	3						
EZC12040EM-250		40	32	50	200	250	3						
EZC12050EM-250		50	42	50	200	250	4						
EZC14040ES-150		40	32	50	100	150	2	ZCMT14	CS45	CCH4.5	CS45	T-15	
EZC14040EM-250		40	32	50	200	250	2						
EZC14050ES-150		50	42	50	100	150	3						
EZC14050EM-250		50	42	50	200	250	3						
EZC14063ES-150		63	42	50	100	150	4						
EZC14063EM-250		63	42	50	200	250	4						


● Limited sales for some areas

推薦切削條件表 Recommended cutting condition

被削材 Work material		P	M	K	N
		軟鋼 (SS400) (Mild Steel)	不鏽鋼 (SUS304) (Stainless Steel)	鑄鐵 (FC250) (Cast Iron)	合金 (ADC12)
16~25	V	100-150-200	80-120-150	100-150-200	80-130-180
	f	0.8-1.0-1.2	0.7-0.8	1.0-1.2-1.4	1.2-1.4-1.5
32~40	V	100-150-200	80-120-150	100-150-200	80-130-180
	f	0.8-1.0-1.2	0.8-1.2-1.3	1.4-1.5-1.8	1.2-1.4-1.5

- ◆ (V=m/min, f=mm/刃) (下限值—推薦值—上限值)
- ◆ 工具回轉速度 (N)=[1000×切削速度 (V)]÷[3.14×工具直徑 (D)]
- ◆ 總進給 (F)=[每刃進給 (f)×工具刃數 (Z)×工具回轉速度 (N)]

推薦刀片材質表 Recommended Grade of Insert

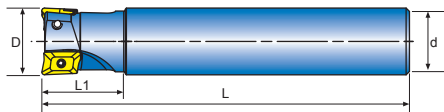
型號 Model No	P	P _M	P _M	K	K	K _M	P	P _M	K _N	寸法 R	圖解 Fig	刀片 Insert
	AGP100	AGP200	DFP633	ACK200	DFK633	ACK310	ACZ330	ACZ350	H1			
ZCMT 0603 ZDTR			●		●					1.5	1	
ZCMT 0804 ZDTR			●		●					2.0	1	
ZCMT 1205 ZDTR			●		●					2.0	1	
ZCMT 1406 ZDTR			●		●					2.0	1	
ZCMT 0603 ZDTR-H			●		●					1.5	1	
ZCMT 0804 ZDTR-H			●		●					2.0	1	
ZCMT 1205 ZDTR-H			●		●					2.0	1	
ZCMT 1406 ZDTR-H			●		●					2.0	1	

- ◆ 末尾 H: 重切削 (Heavy)
- Limited sales for some areas



EAP

EAP 端銑刀
EAP End Mill

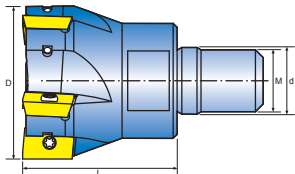


產品型號 Model No	在庫 Stock	寸法 Dimension (mm)					刀片 Insert	零件 Parts		價格 Price
		D	d	L	L1	INO		螺絲 Screw	旗型板手 Vwrench	
EAPHA07-D10-120	●	10	10	120	15	2	JD □□ 0702 □□	CS18	T-6	
EAPHA07-D11-120	●	11	10	120	15	2				
EAPHA07-D12-150	●	12	12	150	15	2				
EAPHA07-D12-100	●	12	12	100	15	3				
EAPHA07-D13-150	●	13	12	150	15	2				
EAPHA07-D13-100	●	13	12	100	15	3				
EAPHA07-D16-150	●	16	16	150	20	4				
EAPHA07-D17-150	●	17	16	150	15	4				
EAPUB10-D16-150-O	●	16	16	150	25	2	AP □□ 1003 □□	CS25	T-8	
EAPUB10-D20-150-O	●	20	20	150	30	3				
EAPUB10-D25-150-O	●	25	25	150	35	4				




◆ -O oil hole 帶水孔



ED90AP00-D00

 ED 端銑刀
 ED Exchangeable Head End Mill

 抗震刀桿▶參 151 頁
 Arbor refer Page-151

END MILL & CUTTER SERIES

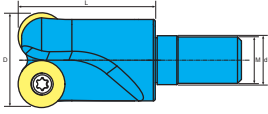
產品型號 Model No	在庫 Stock	寸法 Dimension (mm)					刀片 Insert 	零件 Parts		價格 Price		
		D	d	L	M	INO		螺絲 Screw 	旗型扳手 Wrench 			
EDAX1216Z2	●	16	8.5	30	8	2	AX □□ 1235 □□	CS30A	T-8			
EDAX1217Z2	●	17	8.5	30	8	2						
EDAX1220Z3	●	20	10.5	30	10	3						
EDAX1221Z2	●	21	10.5	30	10	2						
EDAX1221Z3	●	21	10.5	30	10	3						
EDAX1225Z4	●	25	12.5	35	12	4						
EDAX1226Z3	●	26	12.5	35	12	3						
EDAX1226Z4	●	26	12.5	35	12	4						
EDAX1233Z5	●	33	17	40	16	5						
EDAX1235Z5	●	35	17	40	16	5						
EDAX1726Z2	●	26	12.5	35	12	2	AX □□ 1705 □□	CS40	T-15			
EDAX1733Z2	●	33	17	40	16	2						
EDAX1733Z3	●	33	17	40	16	3						
EDAX1735Z2	●	35	17	40	16	2						
EDAX1735Z3	●	35	17	40	16	3						
ED90AP10-D16	●	16	8.5	30	8	2	AP □□ 1035 □□	CS25	T-8			
ED90AP10-D17	●	17	8.5	30	8	2						
ED90AP10-D20	●	20	10.5	30	10	3						
ED90AP10-D21	●	21	10.5	30	10	3						
ED90AP10-D25	●	25	12.5	35	12	4						
ED90AP10-D26-3T	●	26	12.5	35	12	3						
ED90AP10-D26	●	26	12.5	35	12	4						
ED90AP10-D35	●	35	17	35	16	5						
EDAPHA07-D10	●	10	5.5	18	5	2	JD □□ 0702 □□	CS18	T-6			
EDAPHA07-D11	●	11	5.5	18	6	2						
EDAPHA07-D12	●	12	6.5	19	6	2						
EDAPHA07-D12-3T	●	12	6.5	19	6	3						
EDAPHA07-D13	●	13	6.5	19	6	2						
EDAPHA07-D13-3T	●	13	6.5	19	6	3						
EDAPHA07-D16	●	16	8.5	25	8	4						
EDAPHA07-D17	●	17	8.5	25	8	4						

● EDAX Series -limited sales for some areas

S


EDRDH00-D00

RD 端銑刀
RD Exchangeable Head End Mill



抗震刀桿▶參 151 頁
Arbor refer Page-151

產品型號 Model No	在庫 Stock	寸法 Dimension (mm)					刀片 Insert	零件 Parts			價格 Price
		D	d	L	M	INO		螺絲 Screw	螺絲 Screw	旗型扳手 Wrench	
EDRDH08-D16	●	16	8.5	23	8	2	RD □□ 0802 □□	CS30	TPW-3/16	T-10	
EDRDH08-D17	●	17	8.5	23	8	2					
EDRDH08-D20	●	20	10.5	30	10	2					
EDRDH08-D21	●	21	10.5	30	10	2					
EDRDH10-D25	●	25	12.5	35	12	2	RD □□ 10T3 □□	CS40	TPW-3/16	T-15	
EDRDH10-D26	●	26	12.5	35	12	2					
EDRDH10-D30	●	30	17	43	16	2					
EDRDH10-D32	●	32	17	43	16	3					
EDRDH10-D35	●	35	17	43	16	3					

EC00M00000

 鎢剛抗震刀桿
 Carbide Arbors

 ED 端銼刀 ▶ 參 149, 150 頁
 ED Exchangeable Head End Mill refer Page-149, 150

END MILL & CUTTER SERIES






產品型號 Model No	在庫 Stock	寸法 Dimension (mm)			價格 Price
		D	L	M	
EC08M4100	●	8	100	4	
EC10M5100	●	10	100	5	
EC10M5150	●	10	150	5	
EC12M6100	●	12	100	6	
EC12M6150	●	12	150	6	
EC12M6200	●	12	200	6	
EC16M8100	●	16	100	8	
EC16M8150	●	16	150	8	
EC16M8200	●	16	200	8	
EC16M8250	●	16	250	8	
EC20M10100	●	20	100	10	
EC20M10150	●	20	150	10	
EC20M10200	●	20	200	10	
EC20M10250	●	20	250	10	
EC20M10300	●	20	300	10	
EC25M12100	●	25	100	12	
EC25M12150	●	25	150	12	
EC25M12200	●	25	200	12	
EC25M12250	●	25	250	12	
EC25M12300	●	25	300	12	
EC32M16150	●	32	150	16	
EC32M16200	●	32	200	16	
EC32M16250	●	32	250	16	
EC32M16300	●	32	300	16	
EC32M16350	●	32	350	16	
EC32M16400	●	32	400	16	

END MILL & CUTTER SERIES 推薦切削條件表 Recommended cutting condition

被削材 Work material 刃徑 Diameter(mm)		P	M	K	N
		軟鋼 (SS400) (Mild Steel)	不鏽鋼 (SUS304) (Stainless Steel)	鑄鐵 (FC250) (Cast Iron)	合金 (ADC12)
10-22	V	80-100-120	70-100-120	80-100-120	200-300-500
	f	0.08-0.10-0.15	0.08-0.10-0.15	0.08-0.10-0.15	0.08-0.10-0.15
25-40	V	100-150-180	80-140-160	100-150-180	200-500-1000
	f	0.10-0.12-0.20	0.10-0.12-0.20	0.10-0.15-0.20	0.10-0.15-0.20

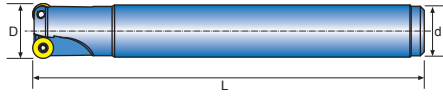
- ◆ (V=m/min. f=mm/刀) (下限值—推薦值—上限值) (Min.-Optimum-Max.)
- ◆ 工具回轉速度 (N)=[1000×切削速度 (V)]÷[3.14×工具直徑 (D)]
- ◆ 總進給 (F)=[每刃進給 (f)×工具刃數 (Z)×工具回轉速度 (N)]

推薦刀片材質表 Recommended Grade of Insert

型號 Model No	P	P _M	P _M	K	K	K _M	P	P _M	K _N	寸法 R	圖解 Fig	刀片 Insert
	AGP100	AGP200	AGP300	AGK200	AGK300	AGK310	AGZ330	AGZ350	H1			
AXMT123504PEER-G		●	●	●						0.4	1	1 
AXMT123508PEER-G		●	●	●						0.8	1	
AXMT123504PEER-H		●	●	●						0.4	1	
AXMT123508PEER-H		●	●	●						0.8	1	2 
AXET123504PEFR-S									●	0.4	3	
AXMT103504PEER-H						●	●			0.4	2	3 
AXMT103508PEER-H						●	●			0.8	2	
AXET103504PEFR-S									●	0.4	3	

- ◆ 末尾 G: 範圍型 (General) H: 重切削 (Heavy) S: 鋁用 (Aluminum)
- Limited sales for some areas

(E)RD(HA)0R0

 RD 圓刃型端銑刀
 RD Round Insert End Mill


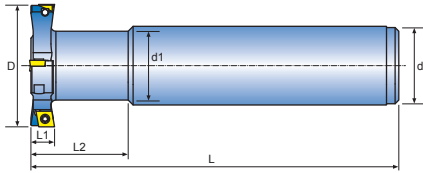
END MILL & CUTTER SERIES

產品型號 Model No	在庫 Stock	寸法 Dimension (mm)			刃數 Teeth	刀片 Insert	零件 (Parts)				價格 Price
		D	d	L			螺絲 Screw	壓板 Clamp	壓板螺絲 Screw	旗型板手 Wrench	
RDS2.5R10-120	●	10	10	120	2	RD □□ 0501 □□	CS18	--	--	T-6	
RDS2.5R12-130	●	12	12	130	2		CS18	--	--	T-6	
ERDH2.5R10-100	●	10	10	100	2		CS18	--	--	T-6	
ERDH2.5R11-100	●	11	10	100	2		CS18	--	--	T-6	
ERDH2.5R12-100	●	12	12	100	2		CS18	--	--	T-6	
ERDH2.5R13-100	●	13	12	100	2		CS18	--	--	T-6	
RDS3.5R16-150	●	16	16	150	2	RD □□ 0702 □□	CS25	--	--	T-8	
RDS3.5R17-150	●	17	16	150	2						
RDS3.5R20-150	●	20	20	150	3						
RDS3.5R21-150	●	21	20	150	3						
RDS3.5R20-200	●	20	20	200	3						
RDS3.5R21-200	●	21	20	200	3						
ERDHA4R16-150	●	16	16	150	2	RD □□ 0802 □□	CS25	CCH3.5	CS35115	T-8 T-15	
ERDHA4R17-150	●	17	16	150	2						
ERDHA4R20-150	●	20	20	150	2						
ERDHA4R21-150	●	21	20	150	2						
ERDHA4R21-200	●	21	20	200	2						
ERDHA5R25-150	●	25	25	150	2						
ERDHA5R25-200	●	25	25	200	2	RD □□ 10T3 □□	CH40	CCH3.5	CS35115	T-15	
ERDHA5R25-250	●	25	25	250	2						
ERDHA5R26-150	●	26	25	150	2						
ERDHA5R26-200	●	26	25	200	2						
ERDHA5R26-250	●	26	25	250	2						
ERDHA5R30-150	●	30	25	150	2						
ERDHA5R30-200	●	30	25	200	2						
ERDHA5R32-150	●	32	32	150	3						
ERDHA5R32-200	●	32	32	200	3						
ERDHA5R35-150	●	35	32	150	3						
ERDHA5R35-200	●	35	32	200	3						
ERDHA5R35-250	●	35	32	250	3						
ERDHA5R35-300	●	35	32	300	3						



TS00-C00

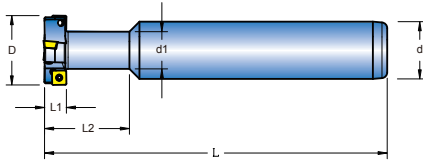
T 型槽端銑刀
T-Slot End Mill



產品型號 Model No	在庫 Stock	寸法 Dimension (mm)						刃數 Teeth	刀片 Insert	零件 Parts		價格 Price
		D	d	d1	L	L1	L2			螺絲 Screw	旗型扳手 Wrench	
TS20-C16-10	●	20	16	12	120	10	29	2T	CC □□ 0602 □□	CS25	T-8	
TS25-C20-10	●	25	20	13	120	10	34	4T				
TS30-C20-10	●	30	20	18	150	10	29	4T				
TS35-C20-10	●	35	20	18	150	10	40	4T				
TS40-C25-10	●	40	25	22	150	10	40	4T				
TS40-C32-10	●	40	32	22	150	10	40	4T				
TS50-C32-10	●	50	32	28	150	10	40	4T				

TSP

T 型槽端銑刀
T-Slot End Mill

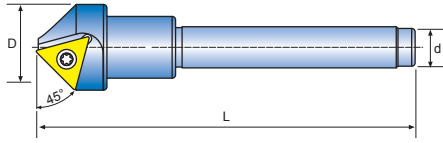


產品型號 Model No	在庫 Stock	寸法 Dimension (mm)						刃數 Teeth	刀片 Insert	零件 Parts		價格 Price
		D	d	d1	L	L1	L2			螺絲 Screw	旗型扳手 Wrench	
TSP20-C16-08		20	16	12	120	8	30		SP □□ 0504 □□	CS20	T-6	
TSP25-C20-08	●	25	20	13	120	8	30					
TSP30-C20-08	●	30	20	18	150	8	30					
TSP35-C20-08		35	20	18	150	8	30					
TSP40-C25-08		40	25	22	150	8	40					
TSP50-C32-08		50	32	28	150	8	40					

TC 45°

TC 倒角刀
TC Countersink

本圖所示為右手刀 (R)
Right-Hand Show

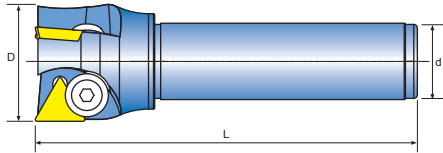


END MILL & CUTTER SERIES

產品型號 Model No	在庫 Stock	寸法 Dimension (mm)			刃數 Teeth	倒角範圍 Capacity	零件 Parts			價格 Price
		D	d	L			刀片 Insert	螺絲 Screw	旗型板手 Wrench	
TC12	●	25	12	110	1	5 φ ~ 25 φ	TC □□ 16T3 □□	CS40	T-15	
TC40	●	40	12	100	1	20 φ ~ 36 φ				

SAE-00

SAE 直角端銑刀
SAE Shoulder End Mill

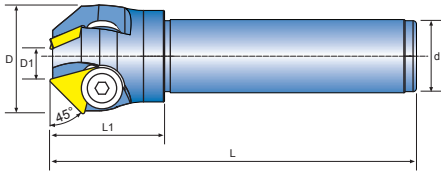


S

產品型號 Model No	在庫 Stock	寸法 Dimension (mm)			刃數 Teeth	刀片 Insert	零件 Parts		價格 Price
		D	d	L			螺絲 Screw	L 型板手 Wrench	
SAE-30	●	30	20	130	2	TP □□ 1603	TP-W1/4	LW040	
SAE-35	●	35	20	130	2				
SAE-40	●	40	20	130	3				
SAE-45	●	45	20	150	3				
SAE-50	●	50	32	150	3				
SAE-63	●	63	32	150	3	TP □□ 2204	TP-W5/16	LW050	

刀片資料
 TC □□ 16T3 □□ ▶ 參考 Z 頁
 TP □□ 1603 □□ ▶ 參考 AK 頁
 Insert Detail
 TC □□ 16T3 □□ ▶ Ref. Page-Z
 TP □□ 1603 □□ ▶ Ref. Page-AK

TM 45°



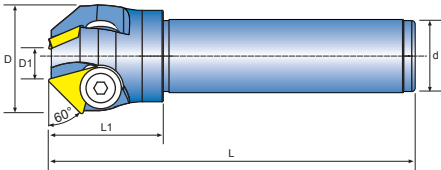
TM 倒角刀
TM Countersink

本圖所示為右手刀 (R)
Right-Hand Show



產品型號 Model No	在庫 Stock	寸法 Dimension (mm)					刃數 Teeth	刀片 Insert	零件 Parts		價格 Price
		D	D1	d	L	L1			壓板 Clamp	L型板手 Wrench	
TM5-20-45	●	21	5	20	120	30	1	TP □□ 1603	TP-W1/4	LW040	
TM10-31-45	●	31	15	20	120	30	2				
TM20-50-45	●	48.8	25	32	160	40	3	TP □□ 2204	TP-W5/16	LW050	
TM35-63-45	●	63.8	40	32	160	40	3				

TM 60°



TM 倒角刀
TM Countersink


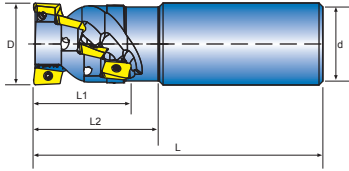
本圖所示為右手刀 (R)
Right-Hand Show



產品型號 Model No	在庫 Stock	寸法 Dimension (mm)					刃數 Teeth	刀片 Insert	零件 Parts		價格 Price
		D	D1	d	L	L1			壓板 Clamp	L型板手 Wrench	
TM5-20-60	●	21	7	20	120	30	1	TP □□ 1603	TP-W1/4	LW040	
TM10-31-60	●	31	10	20	120	30	2				
TM20-50-60	●	48.8	20	32	160	40	3	TP □□ 2204	TP-W5/16	LW050	
TM35-63-60	●	63.8	35	32	160	40	3				

EM90AP00-D00


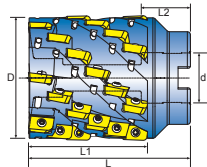
EM 粗銑刀
EM Roughing Milling Cutter



產品型號 Model No	在庫 Stock	寸法 Dimension (mm)						刀片 Insert	零件 (Parts)		價格 Price
		D	d	L	L1	L2	INO		螺絲 Screw	旗型板手 Wrench	
EM90AP10-D20	●	20	20	120	25	35	2R6T	AP □□ 1035 □□	CS25	T-8	
EM90AP10-D25	●	25	25	130	35	45	2R8T				
EM90AP10-D32	●	32	32	140	44	55	3R15T				
EM90AP10-D32-200	●	32	32	200	44	55	3R15T				
EM90AP10-D40	●	40	32	150	53	65	3R21T	AP □□ 1605 □□	CS35	T-15	
EM90AP16-D40	●	40	42	150	49	65	3R12T				
EM90AP16-D40-32	●	40	32	150	49	65	3R12T				
EM90AP16-D50	●	50	42	165	61	75	3R15T				

EM90AP16-D00

EM 平面銑刀
EM High Speed Shoulder Face Milling Cutter



產品型號 Model No	在庫 Stock	寸法 Dimension (mm)						刀片 Insert	零件 (Parts)		價格 Price
		D	d (Inch)	L	L1	L2	INO		螺絲 Screw	旗型板手 Wrench	
EM90AP16-D63-75	●	63	1	83	63	12	4R20T	AP □□ 1605 □□	CS35	T-15	
EM90AP16-D80-80	●	80	1 1/4	80	52	28	6R24T				
EM90AP16-D80-105	●	80	1 1/4	105	75	30	6R36T		CS40		


S

END MILL & CUTTER SERIES 推薦切削條件表 Recommended cutting condition

被削材 Work material 刃徑 Diameter(mm)		P	M	K	N
		軟鋼 (SS400) (Mild Steel)	不鏽鋼 (SUS304) (Stainless Steel)	鑄鐵 (FC250) (Cast Iron)	合金 (ADC12)
20-25	V	50-120-180	50-100-160	50-120-180	200-300-500
	f	0.05-0.15	0.05-0.12	0.05-0.15	0.10-0.15-0.20
32-50	V	100-150-180	50-100-160	50-120-180	200-300-500
	f	0.05-0.15	0.05-0.12	0.05-0.20	0.10-0.15-0.20
40-80	V	100-150-180	50-100-160	50-120-180	200-300-500
	f	0.05-0.22	0.05-0.15	0.05-0.25	0.10-0.15-0.20

- ◆ (V=m/min. f=mm/刃) (下限值—推薦值—上限值) (Min.-Optimum-Max.)
- ◆ 工具回轉速度 (N)=[1000×切削速度 (V)]÷[3.14×工具直徑 (D)]
- ◆ 總進給 (F)=[每刃進給 (f)×工具刃數 (Z)×工具回轉速度 (N)]

推薦刀片材質表 Recommended Grade of Insert

型號 Model No	P	P _M	P _M	K	K	K _M	P	P _M	K _N	寸法 R	圖解 Fig	刀片 Insert
	AGP100	AGP200	AGP300	AGK200	AGK300	AGK310	AGZ330	AGZ350	H1			
APMT103504PDER-H						●	●			0.4	1	
APMT103508PDER-H						●	●			0.8	1	
APET103504PDFR-S									●	0.4	3	
APMT160508PDER-H						●	●			0.8	2	
APET160504PDFR-S									●	0.4	3	

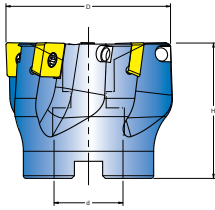
- ◆ 末尾 H: 重切削 (Heavy) S: 鋁用 (Aluminum)



MILLING CUTTER SERIES

ESP400

ESP 平面銑刀
ESP High Speed Milling Cutter



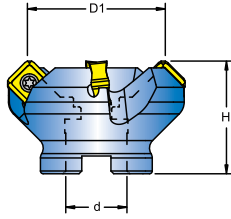
產品型號 Model No	在庫 Stock		寸法 Dimension (mm)				刀片 Insert	螺絲 Screw	旗型扳手 Wrench	價格 Price
	R	L	D	d	H	INO				
ESP400-063A05RA			63	25.4	50	5	SP □ □ 1204	CS45	T-15	
ESP400-080A06RA			80	25.4	50	6				
ESP400-100B07RA			100	31.75	50	7				
ESP400-125B08RA			125	38.1	63	8				
ESP400-160B10RA			160	50.8	63	10				
ESP400-050A04RB			50	22.0	40	4				
ESP400-063A05RB	●	●	63	22.0	50	5				
ESP400-080A06RB			80	27.0	50	6				
ESP400-100B07RB			100	32.0	50	7				
ESP400-125B08RB			125	40.0	63	8				
ESP400-160B10RB			160	40.0	63	10				

- 標準庫存。
- Standard Stocks



EC

EC 平面銑刀
EC High Speed Milling Cutter



END MILL & CUTTER SERIES

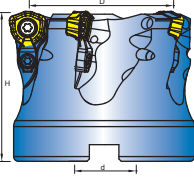
產品型號 Model No	在庫 Stock		寸法 Dimension (mm)					刀片 Insert	螺絲 Screw	旗型扳手 Wrench	價格 Price
	R	L	D	D1	d	H	INO				
50A04R/L-S45EC12B	●		64	50	22	40	4	EC1205	CS40	T-15	
63A05R/L-S45EC12A	●		74	63	25.4	50	5				
80B06R/L-S45EC12A	●		94	80	25.4	50	6				
100B06R/L-S45EC12A	●		114	100	31.75	50	6				
125B08R/L-S45EC12A	●		139	125	38.1	63	8				
63A05R/L-S45EC12B	●		74	63	22	50	5				
80B06R/L-S45EC12B	●		94	80	27	50	6				
100B06R/L-S45EC12B	●		114	100	32	50	6				
125B08R/L-S45EC12B	●		139	125	40	63	8				

型號 Model No.					尺寸 Dimension					刀片 Insert	
	BEJ750	BEJ757	BEP608	BEG607	R	L	I.C	S	d		bs
EC1205-IO	●			●	0.8	7.6	12	4.76	4.6	1.05	

S

EZC-R

EZC 平面銑刀
EZC High Speed Milling Cutter



產品型號 Model No	在庫 Stock	寸法 Dimension (mm)				刀片 Insert	零件 Parts				價格 Price
		D	d	H	INO		螺絲 Screw	壓板 Clamp	壓板螺絲 Screw	旗型扳手 Wrench	
EZC08040RS		40	16	45	4	ZC □□ 0804	CS30	-	-	T-10	
EZC12050RS		50	22	50	4	ZC □□ 1205	CS40	CCH3.5	CS3511	T-15	
EZC12063RS		63	22	50	5						
EZC14050RS		50	22	50	3	ZC □□ 1406	CS45	CCH4.5	CS45	T-15	
EZC14063RS		63	22	50	4						
EZC14080RS		80	27	63	5						
EZC14100RS		100	32	63	6						
EZC14080R		80	31.75	63	5						
EZC14100R		100	31.75	63	6						

● Limited sales for some areas

推薦切削條件表 Recommended cutting condition

被削材 Work material	V	P	M	K	N
		軟鋼 (SS400) (Mild Steel)	不鏽鋼 (SUS304) (Stainless Steel)	鑄鐵 (FC250) (Cast Iron)	合金 (ADC12)
刃徑 Diameter(mm)					
50~100	V	100-150-200	80-120-150	100-150-200	80-130-180
	f	1.2-1.5	1.2-1.5	1.2-1.5	1.0-1.3


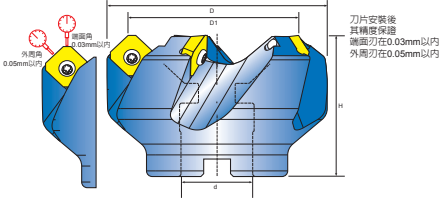
- ◆ (V=m/min, F=mm/刃) (下限值-推薦值-上限值) (Min.-Optimum-Max.)
- ◆ 工具回轉速度 (N)=[1000×切削速度 (V)]÷[3.14×工具直徑 (D)]
- ◆ 總進給 (F)=[每刃進給 (f)×工具刃數 (Z)]×工具回轉速度 (N)
- ◆ 末尾 L: 輕切削 (Light) G: 範圍型 (General) H: 重切削 (Heave) S: 鋁用 (Aluminum)

推薦刀片材質表 Recommended Grade of Insert

型號 Model No	P	P _M	P _M	K	K	K _M	P	P _M	K _N	寸法 R	圖解 Fig	刀片 Insert
	ACP100	ACP200	DFP633	ACK200	DFK633	ACK310	ACZ330	ACZ350	H1			
ZCMT 0603 ZDTR			●		●					1.5	1	
ZCMT 0804 ZDTR			●		●					2.0	1	
ZCMT 1205 ZDTR			●		●					2.0	1	
ZCMT 1406 ZDTR			●		●					2.0	1	
ZCMT 0603 ZDTR-H			●		●					1.5	1	
ZCMT 0804 ZDTR-H			●		●					2.0	1	
ZCMT 1205 ZDTR-H			●		●					2.0	1	
ZCMT 1406 ZDTR-H			●		●					2.0	1	

- ◆ 末尾 H: 重切削 (Heavy)
- Limited sales for some areas

S45SE00 SHELL

 SE 平面銑刀
SE High Speed Milling Cutter


END MILL & CUTTER SERIES

產品型號 Model No	在庫 Stock		寸法 Dimension (mm)						刀片 Insert	零件 Parts		價格 Price
	R	L	D	D1	d	d	H	INO		螺絲 Screw	旗型扳手 Wrench	
50A04R-S45SE12B	●		64	50	-	22	40	4	SE □□ 1204 □□	CS45	T-15	
63A05R-S45SE12A	●		77	63	-	25.4	50	5				
80B06R/L-S45SE12A	●●		93	80	-	25.4	50	6				
100B06R/L-S45SE12A	●●		114	100	-	31.75	50	6				
125B08R/L-S45SE12A	●●		139	125	-	38.1	63	8				
160B10R/L-S45SE12A	●		179	160	-	50.8	63	10				
63A05R-S45SE12B	●		77	63	22	-	40	5	SE □□ 1204 □□	CS45	T-15	
80B06R/L-S45SE12B	●●		93	80	27	-	50	6				
100B06R/L-S45SE12B	●●		114	100	32	-	50	6				
125B08R/L-S45SE12B	●●		139	125	40	-	63	8				
160B10R/L-S45SE12B	●		179	160	40	-	63	10				
50A04R-S45SE13B	●		64	50	-	22	40	4	SE □□ 13T3 □□	CS35	T-15	
63A05R-S45SE13A	●		77	63	-	25.4	50	5				
80B06R/L-S45SE13A	●●		93	80	-	25.4	50	6				
100B06R/L-S45SE13A	●●		114	100	-	31.75	50	6				
100B07R/L-S45SE13A	●●		114	100	-	31.75	50	7				
125B08R/L-S45SE13A	●●		139	125	-	38.1	63	8				
160B10R/L-S45SE13A	●		179	160	-	50.8	63	10				
50A04R-S45SE13B	●		64	50	22	-	40	4	SE □□ 13T3 □□	CS35	T-15	
63A05R-S45SE13B	●		77	63	22	-	40	5				
80B06R/L-S45SE13B	●●		93	80	27	-	50	6				
100B06R/L-S45SE13B	●●		114	100	32	-	50	6				
100B07R/L-S45SE13B	●●		114	100	32	-	50	7				
125B08R/L-S45SE13B	●●		139	125	40	-	63	8				
160B10R/L-S45SE13B	●		179	160	40	-	63	10				


推薦切削條件表 Recommended cutting condition

被削材 Work material		P	M	K	N
		軟鋼 (SS400) (Mild Steel)	不銹鋼 (SUS304) (Stainless Steel)	鑄鐵 (FC250) (Cast Iron)	合金 (ADC12)
刃徑 Diameter(mm)	V	150-200-250	160-200-250	100-200-250	300-500-1000
	f	0.01-0.30	0.15-0.30	0.10-0.30	0.15-0.20

- ◆ (V=m/min, f=mm/刀) (下限值—推薦值—上限值) (Min.-Optimum-Max.)
- ◆ 工具回轉速度 (N)=[1000×切削速度 (V)]÷[3.14×工具直徑 (D)]
- ◆ 總進給 (F)=[每刃進給 (f)×工具刃數 (Z)×工具回轉速度 (N)]
- ◆ 末尾 L: 輕切削 (Light) G: 輕用型 (General) H: 重切削 (Heave) S: 鋁用 (Aluminum)

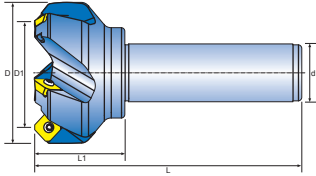
END MILL & CUTTER SERIES | 推薦刀片材質表 Recommended Grade of Insert

型號 Model No	P	P _M	P _M	K	K	K _M	P	P _M	K _N	寸法 R	圖解 Fig	刀片 Insert
	AGP100	ACP200	ACP300	ACK200	ACK300	ACK310	ACZ330	ACZ350	H1			
SEHW1204AFTN		●		●		●	●			0.4	1	1
SEHT120408-AK									●	0.8		2
SEMT13T3AGSN-G							●	●		0.4	2	1
SEMT13T3AGSN-H						●	●			0.8	2	2
SEET13T3AGFN-L									●	0.4		1

◆ 末尾 G: 範圍型 (General) H: 重切削 (Heavy) AK/L: 鋁用 (Aluminum)

SE50-C00

SE 平面銑刀
SE High Speed Milling Cutter



產品型號 Model No	在庫 Stock	寸法 Dimension (mm)					刃數 Teeth	刀片 Insert	零件 Parts			價格 Price
		D	D1	d	L	L1			螺絲 Screw	旗型板手 Wrench		
SE50-C32-4	●	62	50	32	120	45	4	SE □ □ 1204	CS45	T-15		
SE50-C32-4-13T3	●	62	50	32	120	45	4	SE □ □ 13T3	CS35	T-15		

推薦切削條件表 Recommended cutting condition

被削材 Work material	刃徑 Diameter(mm)	P	M	K	N
		軟鋼 (SS400) (Mild Steel)	不鏽鋼 (SUS304) (Stainless Steel)	鑄鐵 (FC250) (Cast Iron)	合金 (ADC12)
50	V	150-200-250	160-200-250	100-200-250	300-500-1000
	f	0.01-0.20	0.15-0.20	0.10-0.20	0.15-0.20

- ◆ (V=m/min, f=mm/刃) (下限值—推薦值—上限值) (Min.-Optimum-Max.)
- ◆ 工具回轉速度 (N)=[1000×切削速度 (V)]÷[3.14×工具直徑 (D)]
- ◆ 總進給 (F)=[每刃進給 (f)×工具刃數 (Z)×工具回轉速度 (N)]

推薦刀片材質表 Recommended Grade of Insert


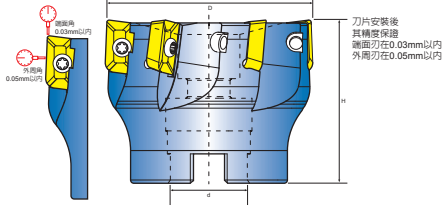
型號 Model No	P	P _M	P _M	K	K	K _M	P	P _M	K _N	寸法 R	圖解 Fig	刀片 Insert
	AGP100	ACP200	ACP300	ACK200	ACK300	ACK310	ACZ330	ACZ350	H1			
SEHW1204AFTN						●	●			0.4	1	1
SEHT120408-AK									●	0.8		2

◆ 末尾 AK: 鋁用 (Aluminum)




EAX SHELL

EAX 平面銑刀

EAX High Speed Shoulder Face Milling Cutter



END MILL & CUTTER SERIES

產品型號 Model No	在庫 Stock	寸法 Dimension (mm)			刀數 Teeth	刀片 Insert 	零件 Parts		價格 Price
		D	H	d			螺絲 Screw 	旗型扳手 Wrench 	
EAX 2040FB-O	●	40	40	16	6	AX □□ 1235 □□	CS30A	T-8	
EAX 2050FB-O	●	50	40	22	7				
EAX 2063FB-O	●	63	40	22	8				
EAX 3040FB-O	●	40	40	16	4	AX □□ 1705 □□	CS40	T-15	
EAX 3050FB-O	●	50	40	22	5				
EAX 3063FB-O	●	63	40	22	6				
EAX 3080RA-O	●	80	50	25.4	4				
EAX 3100RA-O	●	100	63	31.75	5				
EAX 3125RA-O	●	125	63	38.1	6				
EAXF 3080RA-O	●	80	50	25.4	7				
EAXF 3100RA-O	●	100	63	31.75	8				
EAXF 3125RA-O	●	125	63	38.1	9				
EAX 2040FB	●	40	40	16	6	AX □□ 1235 □□	CS30A	T-8	
EAX 2050FB	●	50	40	22	7				
EAX 2063FA	●	63	40	25.4	8				
EAX 2063FB	●	63	40	22	8	AX □□ 1705 □□	CS40	T-15	
EAX 3040FB	●	40	40	16	4				
EAX 3050FB	●	50	40	22	5				
EAX 3063FA	●	63	40	25.4	6				
EAX 3063FB	●	63	40	22	6				
EAX 3080RA	●	80	50	25.4	4				
EAX 3100RA	●	100	63	31.75	5				
EAX 3125RA	●	125	63	38.1	6				
EAXF 3080RA	●	80	50	25.4	7				
EAXF 3100RA	●	100	63	31.75	8				
EAXF 3125RA	●	125	63	38.1	9				

◆ -O oil hole 帶水孔

● EAX & EAXF Series -Limited sales for some areas








產品型號 Model No	在庫 Stock	寸法 Dimension (mm)			刃數 Teeth	刀片 Insert	零件 Parts		價格 Price
		D	H	d			螺絲 Screw	旗型扳手 Wrench	
		AP □□ 1605 □□		CS35			T-15		
EX90AP16-D50B	●	50	40	22	5	AP □□ 1605 □□	CS35	T-15	
EX90AP16-D63A	●	63	50	25.4	5				
EX90AP16-D80A	●	80	50	25.4	6				
EX90AP16-D100A	●	100	50	31.75	7				
EX90AP16-D125A	●	125	50	38.1	8				
EX90AP16-D63B	●	63	50	22	5	AP □□ 1605 □□	CS35	T-15	
EX90AP16-D80B	●	80	50	27	6				
EX90AP16-D100B	●	100	50	32	7				
EX90AP10-D80A	●	80	50	25.4	10	AP □□ 1035 □□	CS25	T-8	
EXAPMA16-D63A	●	63	50	25.4	5	AP □□ 1604 □□	CS35	T-15	
EXAPMA16-D80A	●	80	50	25.4	6				
EXAPMA16-D100A	●	100	50	31.75	7				

推薦切削條件表 Recommended cutting condition

被削材 Work material	P	M	K	N	
					軟鋼 (SS400) (Mild Steel)
刃徑 Diameter(mm)	V	100-150-180	80-140-160	100-150-180	200-300-500
50~125	f	0.10-0.20-0.25	0.10-0.15-0.20	0.10-0.20-0.25	0.10-0.15-0.20

- ◆ (V=m/min, f=mm/刃) (下限值—推薦值—上限值) (Min.-Optimum-Max.)
- ◆ 工具回轉速度 (N)=[1000×切削速度 (V)]÷[3.14×工具直徑 (D)]
- ◆ 總進給 (F)=[每刃進給 (f)×工具刃數 (Z)×工具回轉速度 (N)]
- ◆ 末尾 L: 輕切削 (Light) G: 範圍型 (General) H: 重切削 (Heave) S: 鋁用 (Aluminum)

推薦刀片材質表 Recommended Grade of Insert

型號 Model No	P	P _M	P _M	K	K	K _M	P	P _M	K _N	寸法 R	圖解 Fig	刀片 Insert
	AGP100	ACP200	ACP300	ACK200	ACK300	ACK310	ACZ330	ACZ350	H1			
AXMT123504PEER-G		●	●	●						0.4	1	1
AXMT123508PEER-G		●	●	●						0.8	1	
AXMT123504PEER-H		●	●	●						0.4	1	2
AXMT123508PEER-H		●	●	●						0.8	1	
AXET123504PEFR-S								●		0.4		
AXMT170504PEER-G		●	●	●						0.4	2	3
AXMT170508PEER-G		●	●	●						0.8	2	
AXMT170508PEER-H		●	●	●						0.8	2	
AXET170504PEFR-S								●		0.4		4
APMT160508PDER-H						●	●			0.8	3	
APET160504PDFR-S								●		0.4	4	

- ◆ 末尾 G: 範圍型 (General) H: 重切削 (Heavy) S: 鋁用 (Aluminum)
- AXMT & AMET Series - Limited sales for some areas

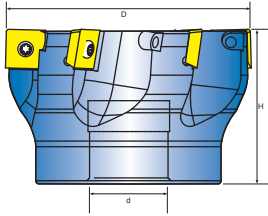
刀片資料

AP □□ 1604 □□ ▶ 參考 AJ 頁

Insert Detail

AP □□ 1604 □□ ▶ Ref. Page-AJ

EASX400



EASX 平面銑刀
EASX High Speed Milling Cutter

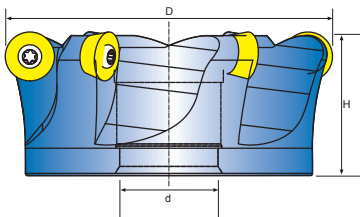
本圖所示為右手刀 (R)
Right-Hand Show



END MILL & CUTTER SERIES

產品型號 Model No	在庫 Stock		寸法 Dimension (mm)				刀片 Insert	零件 Parts			價格 Price
	R	L	D	d	H	INO		螺絲 Screw	壓板 Clamp	壓板螺絲 Screw	
EASX400-050A04RA	●		50	22	40	4	SO □□ 12T3 □□	CS35		T-15	
EASX400-063A05RA	●		63	25.4	50	5					
EASX400-080B06RA	●	●	80	25.4	50	6					
EASX400-100B07RA	●	●	100	31.75	50	7					
EASX400-125B08RA	●	●	125	38.1	63	8					
EASX400-160C12RA	●	●	160	50.8	63	12					
EASX400-050A04RB	●		50	22	40	4	SO □□ 12T3 □□	CS35		T-15	
EASX400-063A05RB	●		63	22	50	5					
EASX400-080B06RB	●	●	80	27	50	6					
EASX400-100B07RB	●	●	100	32	50	7					
EASX400-125B08RB	●	●	125	40	63	8					
EASX400-160C12RB	●	●	160	40	63	12					

ERDH



ERDH 平面銑刀
ERDH High Speed Milling Cutter

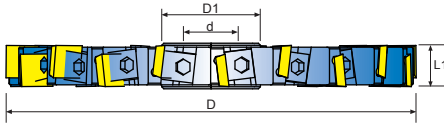
本圖所示為右手刀 (R)
Right-Hand Show



產品型號 Model No	在庫 Stock		寸法 Dimension (mm)				刀片 Insert	零件 Parts				價格 Price
	R	L	D	d	H	INO		螺絲 Screw	壓板 Clamp	壓板螺絲 Screw	旗型板手 Wrench	
ERDHA5R50	●		50	22	50	4	RD □□ 10T3 □□	CS40	TP-W 3/16	CS35115	T-15	
ERDHA5R63A	●		63	25.4	50	5						

SC

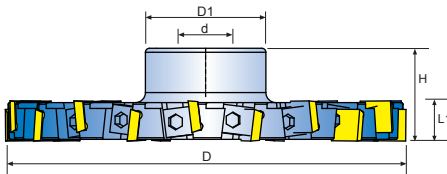
側銑刀
Side Milling Cutter



產品型號 Model No	在庫 Stock	寸法 Dimension (mm)					刀片 Insert	零件 Parts				價格 Price
		D	D1	d	L1	INO		壓板 Clamp	壓板 Clamp	雙頭螺絲 Screw	L 型板手 Wrench	
SC100-16-25.4	●	100	42	25.4	16	10	SP □□ 1203 □□	SCR	SCL	SC8	LW040	
SC125-16-25.4	●	125	42	25.4	16	14						
SC160-16-25.4	●	160	42	25.4	16	16						
SC200-20-31.75	●	200	48	31.75	20	20						SP □□ 1504 □□

SCT

側銑刀
Side Milling Cutter



產品型號 Model No	在庫 Stock	寸法 Dimension (mm)						刀片 Insert	零件 Parts				價格 Price
		D	D1	d	L1	H	INO		壓板 Clamp	壓板 Clamp	雙頭螺絲 Screw	L 型板手 Wrench	
SCT160-16-31.75	●	160	70	31.75	16	45	16	SP □□ 1203 □□	SCR	SCL	SC8	LW040	
SCT200-20-31.75	●	200	70	31.75	20	45	20						SP □□ 1504 □□

推薦刀片材質表 Recommended Grade of Insert

型號 Model No	P _M	N	P _M	K	尺寸 Dimension				刀片 Insert
	BEL750	BEL757	BEP706	BEG607	R	L	I.C	S	
SPUN120308	●		●		0.8	12.7	12.7	3.18	
SPUN120312	●		●		1.2	12.7	12.7	3.18	

刀片資料

SP □□ 1203 □□ ▶ 參考 AK、170 頁

Insert Detail

SP □□ 1203 □□ ▶ Ref.Page-AK,170