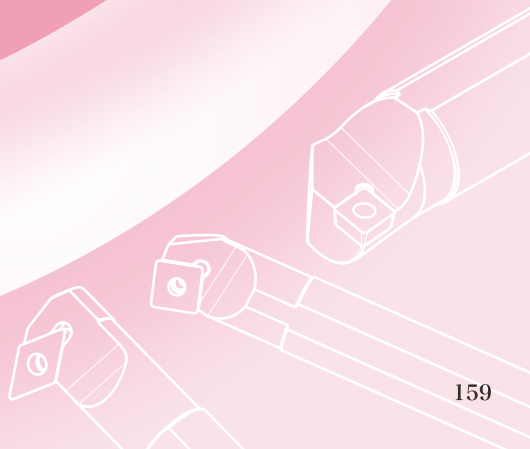


G

Boring Bar

Boring Bar Identification System	161
Steel / carbide shank applications	162
Application range by shank type	162
Shank Material Selection	162
Index of boring bar series	163-168
Index of double insert clamp boring bar series	169-170
Item name, Material and Specification	171-220



Boring Bar Identification System

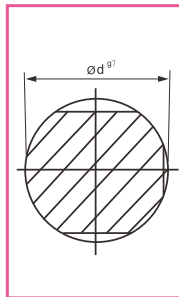
S 32 S E C L N R 12

- 1 Construction features/Type
 2 Shank diameter
 3 Shank length
 4 Clamping system
 5 Insert shape
 6 Toolholder shape
 7 Relief angle
 8 Version
 9 Cutting edge length

1 Construction features/Type

Sign	Construction features / Type
S	Steel
A	Steel(w) : Thru coolant
D	Devibrator
C	Carbide
E	Carbide (w) : Thru coolant
H	Alloy tool steel
R	Rotating head

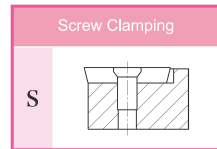
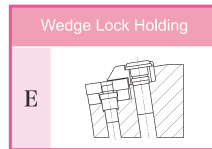

2 Shank diameter










3 Shank length(mm)

Sign	Length	Sign	Length
H	100	S	250
J	110	T	300
K	125	U	350
M	150	V	400
N	160	W	450
Q	180	Y	500
R	200	X	Special







4 Clamping system







5 Insert shape

Sign	Insert shape	Angle
C		80°
D		55°
V		35°
K		55°
S		90°
T		60°
W		80°



6 Toolholder Shape

Sign	Toolholder shape
L	
U	
F	
K	
Z	
Q	








7 Relief Angle

Sign	Relief Angle
B	
C	
N	
P	

8 Version

Sign	Direction
R	
L	

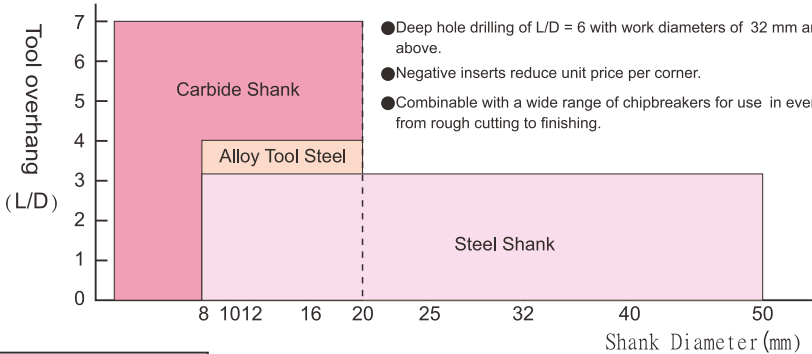
9 Cutting Edge Length

Steel / carbide shank applications

Sign	Shank Type	Drawing
A	Steel Shank With Oil Hole	
C	Carbide Shank	
S	Steel Shank	
H	Alloy Tool Steel	
-O	Alloy Tool Steel Shank With Oil Hole	

Application range by shank type



- Deep hole drilling of L/D = 6 with work diameters of 32 mm and above.
- Negative inserts reduce unit price per corner.
- Combinable with a wide range of chipbreakers for use in everything from rough cutting to finishing.

Cutting Speed $V_c=20\sim 200\text{m/min}$
 Depth-of-cut $a_p=0.1\sim 2.0\text{mm}$
 Feed Rate $f=0.1\sim 0.3\text{mm/rev}$

※ Actual amount of overhang may differ according to work material, tool shape, and machining conditions.

Shank Material Selection

Application	Type	Steel Shank	Alloy Tool Steel	Carbide Shank
General Steel	(L/D < 3) Shallow Hole	◎ (More economical)		
	(L/D < 3) Deep Hole			◎
Alloy Tool Steel	(L/D < 4) Deep Hole		◎	
High efficiency boring by wiper insert				◎
Hardened Steel				◎
High precision boring				◎

Index Of Boring Bar Series


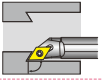
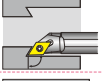
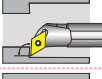
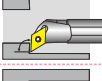
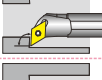
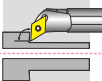
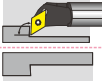
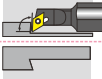
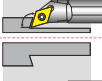
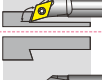
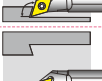
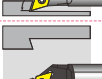
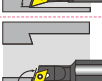
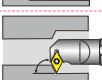
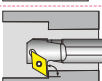

Index Of Boring Bar Series


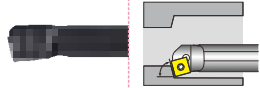


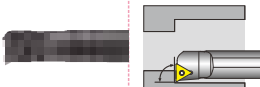
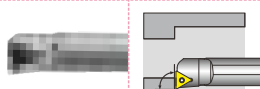
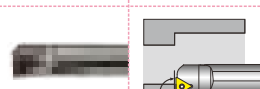
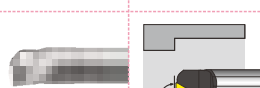








Insert Type	Tool Type & Material Code	Tooling	Shank Dia.(mm)	Page
S	S-SCKC		75° Ø8 Ø16 Ø10 Ø20 Ø12 Ø25	171
	S-SCLC		95° Ø8 Ø14 Ø20 Ø40 Ø10 Ø16 Ø25 Ø12 Ø18 Ø32	172
A	A-SCLC		95° Ø8 Ø16 Ø10 Ø20 Ø12 Ø25	172
H	H-SCLC		95° Ø8 Ø16 Ø32 Ø10 Ø20 Ø40 Ø12 Ø25	173
-O	H-SCLC-O		95° Ø8 Ø16 Ø10 Ø20 Ø12 Ø25	173
C	C-SCLC		95° Ø8 Ø16 Ø10 Ø20 Ø12 Ø25	173
	C-SCLC		5° Ø4 Ø5 Ø6	174
S	S1000-SCLC S1200-SCLC S1600-SCLC		95° Ø8 Ø18 Ø11 Ø14	175
H	H1000-SCLC H1200-SCLC H1600-SCLC		95° Ø8 Ø16 Ø10 Ø12	175
A	A0000-SCLC		95° Ø8 Ø16 Ø32 Ø10 Ø20 Ø40 Ø12 Ø25	176
S	S-SCZC		93° Ø8 Ø16 Ø10 Ø20 Ø12 Ø25	177
	S-SCLP		95° Ø10 Ø16 Ø25 Ø12 Ø18 Ø14 Ø20	178
H	H-SCLP		95° Ø10 Ø20 Ø12 Ø25 Ø16	178
C	C-SCLP		95° Ø10 Ø20 Ø12 Ø25 Ø16	178

G
BORING
BAR


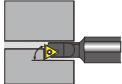


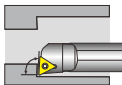
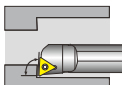
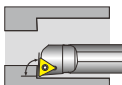
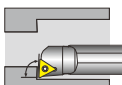
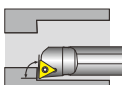
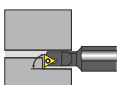
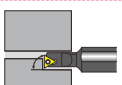
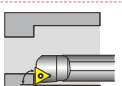
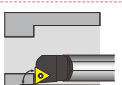
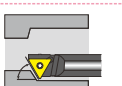
- C
- D
- S
- T
- V
- W
- ER/IR




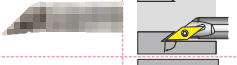



Insert Type	Tool Type & Material Code	Tooling	Shank Dia.(mm)	Page	
 55° Diamond Type D	S	S-SDJC	 93°	Ø8 Ø16 Ø10 Ø20 Ø12 Ø25	195
	H	H-SDJC	 93°	Ø8 Ø16 Ø10 Ø20 Ø12 Ø25	179
	S	S-SDUC	 93°	Ø10 Ø20 Ø40 Ø12 Ø25 Ø16 Ø32	180
	A	A-SDUC	 93°	Ø10 Ø12 Ø16	180
	H	H-SDUC	 93°	Ø10 Ø20 Ø40 Ø12 Ø25 Ø16 Ø32	180
	-O	H-SDUC-O	 93°	Ø10 Ø20 Ø12 Ø25 Ø16	181
	C	C-SDUC	 93°	Ø10 Ø20 Ø12 Ø25 Ø16	181
	A	A0000-SDUC	 95°	Ø10 Ø12 Ø16	181
	S	S-SDQC	 107.5°	Ø10 Ø20 Ø12 Ø25 Ø16 Ø32	182
	A	A-SDQC	 107.5°	Ø10 Ø12 Ø16	182
	H	H-SDQC	 107.5°	Ø10 Ø20 Ø12 Ø25 Ø16 Ø32	182
	-O	H-SDQC-O	 107.5°	Ø10 Ø20 Ø12 Ø25 Ø16	183
	C	C-SDQC	 107.5°	Ø10 Ø20 Ø12 Ø25 Ø16	183
	A	A0000-SDQC	 107.5°	Ø10 Ø12 Ø16	183
	S	S-SDWC	 62.5°	Ø12 Ø25 Ø16 Ø32 Ø20	184
	S	S-SDZC	 93°	Ø10 Ø20 Ø40 Ø12 Ø25 Ø16 Ø32	184

Insert Type	Tool Type & Material Code	Tooling	Shank Dia.(mm)	Page
 Square Type S	S-SSKC		75° Ø12 Ø25 Ø16 Ø20	185
	S-SSSC		45° Ø12 Ø25 Ø16 Ø32 Ø20	185
 Triangular Type T	S-STFC		91° Ø8 Ø16 Ø10 Ø20 Ø12 Ø25	186
	A-STFC		91° Ø8 Ø16 Ø10 Ø12	186
	H-STFC		91° Ø8 Ø16 Ø10 Ø20 Ø12 Ø25	186
	C-STFC		91° Ø8 Ø16 Ø10 Ø20 Ø12	187
	A0000-STFC		91° Ø7 Ø9 Ø11	187
	S-STUC		93° Ø8 Ø14 Ø25 Ø10 Ø16 Ø32 Ø12 Ø20	188
	H-STUC		93° Ø8 Ø16 Ø10 Ø20 Ø12 Ø25	188
	C-STUC		93° Ø8 Ø16 Ø10 Ø20 Ø12	188
	S-STWC		60° Ø8 Ø16 Ø32 Ø10 Ø20 Ø40 Ø12 Ø25	189
	S1600-STUB		93° Ø8	190


G
 BORING BAR

-  C
-  D
-  E
-  S
-  T
-  M
-  V
-  W
-  S
-  ER/IR

Insert Type	Tool Type & Material Code	Tooling	Shank Dia.(mm)	Page
 Triangular Type T	H1600-STUB		93° Ø7 Ø10 Ø8 Ø9	190
	S-STUB		3° Ø6	190
	C-STUB		3° Ø6 Ø8	190
	S-STUP (STUB)		93° Ø8 Ø14 Ø20 Ø10 Ø16 Ø25 Ø12 Ø18	191
	A-STUP		93° Ø8 Ø16 Ø10 Ø20 Ø12	191
	H-STUP		93° Ø8 Ø16 Ø10 Ø20 Ø12 Ø25	192
	H-STUP-O		93° Ø8 Ø16 Ø10 Ø20 Ø12	192
	C-STUP		93° Ø8 Ø16 Ø10 Ø20 Ø12	193
	S1600-STUP		93° Ø16	193
	H1600-STUP		93° Ø16	193
	S-STFP		91° Ø10 Ø20 Ø12 Ø16	194
	C-STFP		91° Ø8 Ø10 Ø12	194
	S-STWP		60° Ø8 Ø16 Ø10 Ø20 Ø12	194

Insert Type	Tool Type & Material Code	Tooling	Shank Dia.(mm)	Page
S 35° Diamond Type V	S-SVJB		93° Ø10 Ø20 Ø40 Ø12 Ø25 Ø16 Ø32	195
	H-SVJB		93° Ø10 Ø20 Ø12 Ø25 Ø16	195
	S-FSVJB		93° Ø16 Ø20 Ø25	196
	S-SVUB		93° Ø16 Ø32 Ø20 Ø40 Ø25	196
	S-SVVB		72° Ø32 Ø40	197
	S-SVQB		117.5° Ø16 Ø32 Ø20 Ø40 Ø25	197
	NEW S-SVZB		93° Ø16 Ø32 Ø20 Ø40 Ø25	198
	S-SVJC		93° Ø10 Ø20 Ø40 Ø12 Ø25 Ø16 Ø32	199
	H-SVJC		93° Ø10 Ø20 Ø12 Ø25 Ø16	199
	S-FSVJC		93° Ø16 Ø20 Ø25	200
S	S-SVUC		93° Ø16 Ø32 Ø20 Ø40 Ø25	200
	S-SVVCN		72° Ø32 Ø40	201
	S-SVQC		117.5° Ø16 Ø32 Ø20 Ø25	201
	NEW S-SVZC		93° Ø16 Ø32 Ø20 Ø40 Ø25	202
Hexagon Type W	S S1000-SWUB		93° Ø10 Ø12 Ø16	203
	C C-SWUB		5° Ø5 Ø6 Ø7	203
	S C-SWLC		95° Ø8 Ø16 Ø10 Ø20 Ø12	204

Index Of Double Insert Clamp Boring Bar Series

Insert Type	Tool Type & Material Code	Tooling	Shank Dia.(mm)	Page
 80° Diamond Type C	S-ECKN		E Ø32 Ø50 Ø40	205
	S-MCKN		M Ø20 Ø32 Ø50 Ø25 Ø40	
	S-ECLN		E Ø32 Ø50 Ø63 Ø40 Ø60	206
	S-MCLN		M Ø16 Ø25 Ø40 Ø20 Ø32 Ø50	
 55° Diamond Type D	S-EDQN		E Ø40 Ø50	207
	S-MDQN		M Ø25 Ø40 Ø32 Ø50	
	S-EDUN		E Ø40 Ø50	208
	S-MDUN		M Ø25 Ø40 Ø32 Ø50	
	S-MDZN		Ø32 Ø40 Ø50	208
 Square Type S	S-MSKN		Ø20 Ø25 Ø32 Ø40 Ø50	209
 Triangular Type T	S-ETUN		Ø25 Ø63 Ø32 Ø40 Ø50 Ø60	210
	S-MTUN		Ø16 Ø50 Ø20 Ø25 Ø32 Ø40	211

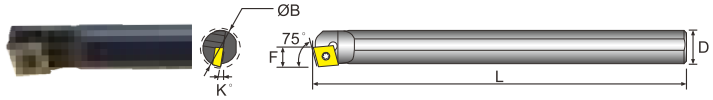
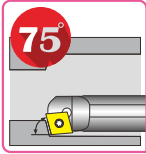
G
BORING
BAR



Insert Type	Tool Type & Material Code	Tooling	Shank Dia.(mm)	Page
 Triangular Type T	S-ETLN	 95°	Ø20 Ø25	212
	S-MTFN	 91°	Ø20 Ø50 Ø25 Ø32 Ø40	212
	S-ETQN	 105°	E Ø20 Ø32 Ø50 Ø25 Ø40	213
	S-MTQN	 105°	M Ø20 Ø32 Ø50 Ø25 Ø40	
	S-MTWN	 60°	Ø16 Ø40 Ø20 Ø50 Ø25 Ø32	214
 35° Diamond Type V	S-EVUN	 93°	E Ø40 Ø50	215
	S-MVUN	 93°	M Ø25 Ø40 Ø32 Ø50	
	S-EVQN	 117.5°	E Ø40 Ø50	216
	S-MVQN	 117.5°	M Ø25 Ø40 Ø32 Ø50	
	S-EVLN S-MVLN	 95°	E Ø40 Ø50	217
		M Ø25 Ø40 Ø32 Ø50		
 Hexagon Type W	S-EWLN	 95°	E Ø20 Ø32 Ø50 Ø25 Ø40	218
	S-MWLN	 95°	M Ø16 Ø32 Ø50 Ø20 Ø40	
 External Holder ER / IR	S SIN		Ø10 Ø20 Ø12 Ø25 Ø16 Ø32	219
	C CIN		Ø10 Ø12 Ø16	220

G
 BORING BAR

-  C
-  D
-  E
-  S
-  T
-  V
-  W
-  ER/IR

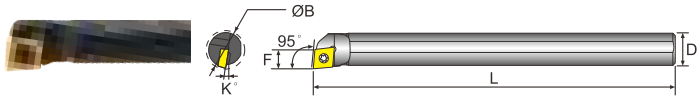
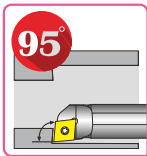


Shank	Model No	Stock		Min. Bore Dia.					Insert	Screw	Wrench	Price	
		R	L	ØB	D	F	K	L					
S	S08K-SCKCR/L06-10	●	●	10	8	5	15	125	CC□□ 0602□□	CS25048	T-8		
	S10K-SCKCR/L06-12	●	●	12	10	6	13	125					
	S12M-SCKCR/L06-14	●	●	14	12	8	10	150					
	S16Q-SCKCR/L06-18	●	●	18	16	10	7	180					
	S12M-SCKCR/L09-16	●	●	16	12	8	12	150	CC□□ 09T3□□	CS35	T-15		
	S16Q-SCKCR/L09-18	●	●	18	16	9	7	180					
	S20R-SCKCR/L09-22	●	●	22	20	11	8	200					
	S25R-SCKCR/L09	●	●	31	25	14	8	200					

●Insert Detail : CC□□0602□□、CC□□09T3□□→Ref. Page-I

●Sleeve refer Page-310-314

- CC
- E
- S
- M
- V
- S
- ER/IR

SCLC Boring Bar
 Right Hand Show


Boring Bar

G

BORING BAR

CC

D

S

T

V

W

ER/IR

E

M

S

Shank	Model No	Stock		Min. Bore Dia.					Insert	Screw	Wrench	Price	
		R	L	ØB	D	F	K*	L					
S	S08K-SCLCR/L06-09	●	●	9	8	4.5	15	125	CC□□ 0602□□	CS25048	T-8		
	S08K-SCLCR/L06-10	●	●	10	8	5.5	9	125		CS25			
	S10K-SCLCR/L06-12	●	●	12	10	6	12	125					
	S12M-SCLCR/L06-14	●	●	14	12	7	12	150					
	S16Q-SCLCR/L06-18	●	●	18	16	9	7	180	CC□□ 09T3□□	CS35	T-15		
	S12M-SCLCR/L09-14	●	●	14	12	7	7	150					
	S12M-SCLCR/L09-16	●	●	16	12	8.5	13	150					
	S14M-SCLCR/L09-16	●	●	16	14	8	7	150					
	S16Q-SCLCR/L09-18	●	●	18	16	9	9	180					
	S18Q-SCLCR/L09-20	●	●	20	18	10	7	180					
	S20R-SCLCR/L09-22	●	●	22	20	11	10	200					
	S25R-SCLCR/L09	●	●	32	25	17	7	200					
	S32S-SCLCR/L09	●	●	39	32	18	6	250	CC□□ 1204□□	CS45			
	S40T-SCLCR/L09	●	●	42	40	22	4	300					
	S20R-SCLCR/L12-22	●	●	22	20	12	8	200					
	S25R-SCLCR/L12	●	●	32	25	14	8	200					
S32S-SCLCR/L12	●	●	39	32	18	6	250						
S40T-SCLCR/L12	●	●	44	40	22	4	300						
A	A08K-SCLCR/L06-10	●	●	10	8	5.5	9	125	CC□□ 0602□□	CS25048	T-8		
	A10K-SCLCR/L06-12	●	●	12	10	6	12	125		CS25			
	A12M-SCLCR/L06-14	●	●	14	12	7	12	150					
	A16Q-SCLCR/L09-18	●	●	18	16	9	9	180	CC□□ 09T3□□	CS35	T-15		

※ Continued on next page.

Shank	Model No	Stock		Min. Bore Dia.	D	F	K°	L	Insert	Screw	Wrench	Price	
		R	L										
A	A20R-SCLCR/L09-22	●	●	22	20	11	10	200	CC□□ 09T3□□	CS35	T-15		
	A25R-SCLCR/L09	●	●	32	25	17	7	200					
H	H08K-SCLCR/L06-09	●	●	9	8	4.5	15	125	CC□□ 0602□□	CS25048	T-8		
	H08K-SCLCR/L06-10	●	●	10	8	5.5	12	125					
	H10K-SCLCR/L06-12	●	●	12	10	6	12	125					
	H12M-SCLCR/L06-14	●	●	14	12	7	6	150				CS25	
	H16Q-SCLCR/L06-18	●	●	18	16	9	7	180					
	H16Q-SCLCR/L09-18	●	●	18	16	9	9	180					
	H12M-SCLCR/L09-16	●		16	12	8.5	13	150					
	H20R-SCLCR/L09-22	●	●	22	20	11	10	200		CC□□ 09T3□□	CS35		T-15
	H25R-SCLCR/L09	●		32	25	17	7	200					
	H25R-SCLCR/L09-28	●	●	32	25	14	7	200					
	H32S-SCLCR/L09	●	●	39	32	18	6	250					
	H40T-SCLCR/L09	●		44	4	22	4	300					
-O	H08K-SCLCR/L06-10-O	●		10	8	5.5	9	125	CC□□ 0602□□	CS25048	T-8		
	H10K-SCLCR/L06-12-O	●		12	10	6	12	125				CS25	
	H12M-SCLCR/L06-14-O	●		14	12	7	6	150					
	H12M-SCLCR09-16-O	●	●	16	12	8.5	13	150		CC□□ 09T3□□	CS35		T-15
	H16Q-SCLCR/L09-18-O	●		18	16	9	9	180					
	H20R-SCLCR/L09-22-O	●		22	20	11	5	200					
	H25R-SCLCR/L09-O	●		32	25	17	7	200					
C	C08K-SCLCR06-09	●		9	8	4.3	13	125	CC□□ 0602□□	CS25048	T-8		
	C08K-SCLCR/L06-10	●	●	10	8	5.5	9	125				CS25	
	C10M-SCLCR/L06-12	●		12	10	6	12	150					
	C12Q-SCLCR/L06-14	●	●	14	12	7	12	180					CC□□ 09T3□□
	C12Q-SCLCR/L09-16	●	●	16	12	7	6	180					
	C16R-SCLCR/L09-18	●	●	18	16	9	9	200					
	C20S-SCLCR/L09-22	●	●	22	20	11	10	250					
	C25T-SCLCR/L09	●		32	25	17	7	300					

●Insert Detail : CC□□0604□□、CC□□09T3□□、CC□□1204□□→Ref. Page-I
●Sleeve refer Page-310~314

Boring Bar

G

BORING BAR

CC

E

D

S

M

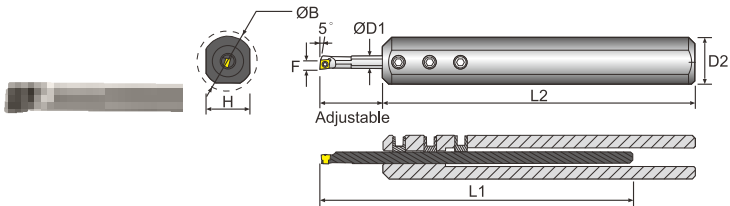
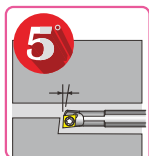
T

V

W

S

ER/IR

SCLC Boring Bar
 Right Hand Show


Shank	Model No	Stock		Min. Bore Dia.		D2	F	H	L1	L2	Insert	Screw	Wrench	Price
		R	L	ØB	ØD1									
C	C04G-SCLCR/L03-05	●	●	5	4	16	2.5	15	90	100	CC□□ 0301□□	CS25	T-8	
	C05H-SCLCR/L03-06	●	●	6	5	16	3	15	100	100				
	C06J-SCLCR/L04-07	●	●	7	6	16	3.5	15	100	100	CC□□ 0401□□	CS35	T-15	

●Insert Detail : CC□□0301□□、CC□□0401□□→Ref. Page-X、156

●Sleeve refer Page-310~314

Mini Boring Bar

G
 BORING
 BAR

CC



D



S



T



V



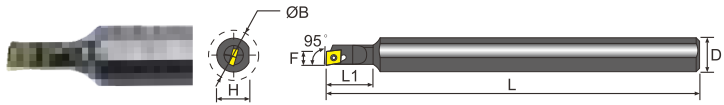
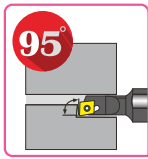
W



ER/IR



SCLC Mini Boring Bar
Right Hand Show



Shank	Model No	Stock		Min. Bore Dia.						Insert	Screw	Wrench	Price
		R	L	ØB	D	F	H	L	L1				
S	S0807K-SCLCR/L06	●		8	8	4	7	125	27	CC□□ 0602□□	CS25048	T-8	
	S1004K-SCLCR/L03	●		5	10	2.4	10	125	12	CC□□ 0301□□	CS18	T-6	
	S1204H-SCLCR/L03	●		5	12	2.5	11	100	9	CC□□ 0401□□	CS22	T-7	
	S1206K-SCLCR/L04	●		7	12	3.5	11	125	15	CC□□ 0602□□	CS25	T-8	
	S1607K-SCLCR/L06-08	●		8	16	4	15	125	15	CC□□ 0602□□	CS25	T-8	
	S1608K-SCLCR/L06-09	●		9	16	4.5	15	125	15				
	S1609K-SCLCR/L06-10	●	●	10	16	5	15	125	15				
	S1610K-SCLCR/L06-12	●	●	12	16	6	15	125	15				
H	H1004K-SCLCR/L03	●	●	5	10	2.4	9	125	18	CC□□ 0301□□	CS18	T-6	
	H1204H-SCLCR/L03	●		5	12	2.5	11	100	8	CC□□ 0401□□	CS22	T-7	
	H1206K-SCLCR/L04	●		7	12	3.5	11	125	14	CC□□ 0602□□	CS25	T-8	
	H1607K-SCLCR/L06-08	●		8	16	4	15	125	15	CC□□ 0602□□	CS25	T-8	
	H1608K-SCLCR/L06-09	●		9	16	4.5	15	125	15				
	H1609K-SCLCR/L06-10	●		10	16	5	15	125	15				
	H1610K-SCLCR/L06-12	●		12	16	6	15	125	15				
	C0807K-SCLCR/L06-08	●		8	8	4	7.4	125	27				

●Insert Detail : CC□□0602□□→Ref.Page-I


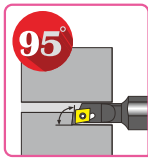
●Sleeve refer Page-310~314




Mini Boring Bar

G
BORING
BAR



SET-SCLC Mini Boring Bar Right Hand Show



Shank	Model No	Stock		Min. Bore Dia.		D	d	F	H	L	L1	Insert 	Screw 	Wrench 	Price
		R	L	ØB	ØD										
A	A0608H-SCLCR/L06	●	●	8	8	6	4	7	100	25	CC□□ 0602□□	CS25	T-8		
	A0810J-SCLCR/L06	●	●	12	10	8	6	9	110	32					
	A1012K-SCLCR/L06	●	●	14	12	10	7	11	125	38					
	A1216M-SCLCR/L06	●	●	18	16	12	9	15	150	50					
	A0816SET-SCLCR/L	●	●	A0608H-SCLCR06 * 1 A0810J-SCLCR06 * 1			A1012K-SCLCR06 * 1 A1216M-SCLCR/L06 * 1			CS25048 * 1 CS25 * 5 T-8 * 1					

● Insert Detail : CC□□0602□□→Ref. Page-I

● Sleeve refer Page-310~314

Mini Boring Bar

G

 BORING
BAR

CC



D



S



T



V



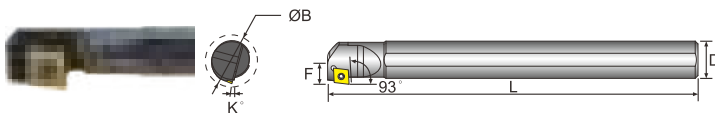
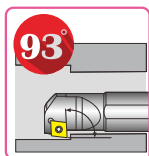
W



ER/IR



SCZC Boring Bar
Right Hand Show



Shank	Model No	Stock		Min. Bore Dia.		F	K°	L	Insert	Screw	Wrench	Price	
		R	L	ØB	D								
S	S08K-SCZCR/L06	●	●	12	8	6.5	13	125	CC□□ 0602□□	CS25048	T-8		
	S10K-SCZCR/L06	●	●	14	10	7.5	12	125		CS25			
	S12M-SCZCR/L06	●	●	16	12	8.5	10	150					
	S16Q-SCZCR/L09	●	●	21	16	11.5	10	180	CC□□ 09T3□□	CS35	T-15		
	S20R-SCZCR/L09	●	●	25	20	13.5	8	200					
	S25R-SCZCR/L09	●	●	32	25	16	6	200					

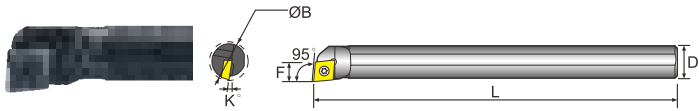
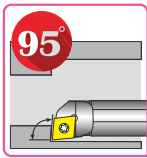
●Insert Detail : CC□□0602□□、CC□□09T3□□→Ref. Page-I

●Sleeve refer Page-310~314

Boring Bar

G
BORING
BAR



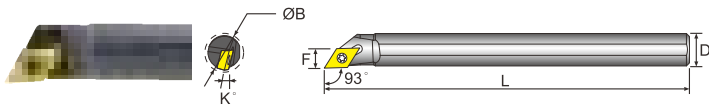
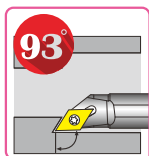
SCLP Boring Bar
 Right Hand Show


Boring Bar

Shank	Model No	Stock		Min. Bore Dia.	D	F	K*	L	Insert	Screw	Wrench	Price		
		R	L										ØB	
S	S10K-SCLPR/L08-12	●	●	12	10	6	10	125	CP□□ 0802□□	CS30	T-10			
	S12M-SCLPR/L08-14	●	●	14	12	7	8	150						
	S12M-SCLPR/L09-14			14	12	7	8	150						
	S12M-SCLPR/L09-16	●	●	16	12	8.5	6	150	CP□□ 0903□□	CS35	T-15			
	S14M-SCLPR/L09-16	●	●	16	14	8.5	9	150						
	S16Q-SCLPR/L09-18	●	●	18	16	9	9	180						
	S18Q-SCLPR/L09-20	●	●	20	18	10	9	180						
	S20R-SCLPR/L09-22	●	●	22	20	11	7	200						
	S25R-SCLPR/L09	●	●	32	25	17	7	200						
H	H10K-SCLPR/L08-12			12	10	6	7	125	CP□□ 0802□□	CS30	T-10			
	H12M-SCLPR/L08-14			14	12	7	6	150						
	H12M-SCLPR/L09-16			16	12	8.5	6	150	CP□□ 0903□□	CS35	T-15			
	H16Q-SCLPR/L09-18			18	16	9	4	180						
	H20R-SCLPR/L09-22			22	20	11	4	200						
	H25R-SCLPR/L09-28			32	25	14	4	200						
C	C10M-SCLPR/L08-12			12	10	6	7	150	CP□□ 0802□□	CS30	T-10			
	C12Q-SCLPR/L08-14			14	12	7	6	180						
	C12Q-SCLPR/L09-16			16	12	8	6	180	CP□□ 0903□□	CS35	T-15			
	C16R-SCLPR/L09-18			18	16	9	4	200						
	C20S-SCLPR/L09-22			22	20	11	4	250						
	C25T-SCLPR/L09			32	25	17	4	300						

● Insert Detail : CP□□0903□□→Ref.Page-K
 ● Sleeve refer Page-310~314

SDJC Boring Bar
Right Hand Show



Shank	Model No	Stock		Min. Bore Dia.					Insert	Screw	Wrench	Price
		R	L	ØB	D	F	K	L				
S	S08K-SDJCR/L07	●	●	10	8	5	10	125	DC□□ 0702□□	CS25048	T-8	
	S10K-SDJCR/L07	●	●	12	10	6	13	125		CS25		
	S12M-SDJCR/L07	●	●	14	12	7	12	150		CS25		
	S16Q-SDJCR/L07	●	●	19	16	9	12	180	DC□□ 11T3□□	CS35	T-15	
	S16Q-SDJCR/L11	●	●	19	16	9	12	180				
	S20R-SDJCR/L11	●	●	24	20	10.5	10	200				
	S25R-SDJCR/L11	●	●	30	25	13.5	8	200				
H	H08K-SDJCR/L07	●		10	8	5	10	125	DC□□ 0702□□	CS25048	T-8	
	H10K-SDJCR/L07	●		12	10	6	13	125		CS25		
	H12M-SDJCR/L07	●		14	12	7	12	150		CS25		
	H16Q-SDJCR/L07	●		19	16	9	12	180	DC□□ 11T3□□	CS35	T-15	
	H16Q-SDJCR/L11	●		19	16	9	12	180				
	H20R-SDJCR/L11	●		24	20	10.5	10	200				
	H25R-SDJCR/L11	●		30	25	13.5	8	200				

●Insert Detail : DC□□0702□□、DC□□11T3□□→Ref. Page-L

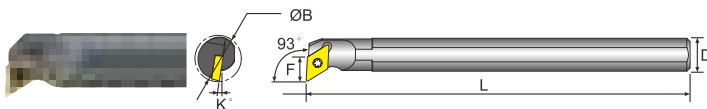
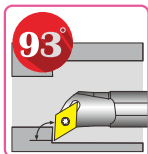
●Sleeve refer Page-310~314

Boring Bar

G
BORING
BAR



SDUC Boring Bar
 Right Hand Show


New Specification Arrival


Boring Bar

G
 BORING
 BAR

C
DC **E**
S
T **M**
V
W **S**
ER/IR

Shank	Model No	Stock		Min. Bore Dia.	D	F	K°	L	Insert	Screw	Wrench	Price
		R	L									
S	S10K-SDUCR/L07	●	●	14	10	8	9	125	DC□□ 0702□□	CS25	T-8	
	S12M-SDUCR/L07	●	●	16	12	9	8	150				
	S16Q-SDUCR/L07	●	●	20	16	11	6	180				
	S16Q-SDUCR/L11	●	●	20	16	11	6	180	DC□□ 11T3□□	CS35	T-15	
	S20R-SDUCR/L11	●	●	25	20	13	8	200				
	S25R-SDUCR/L11	●	●	32	25	17	6	200				
	S32S-SDUCR/L11	●	●	39	32	20	4	250				
	S40T-SDUCR/L11	●	●	45	40	24	2	300				
	S50U-SDUCR/L11	●	●	64	50	32	6	350				
A	A10K-SDUCR/L07	●		14	10	8	9	125	DC□□ 0702□□	CS25	T-8	
	A12M-SDUCR/L07	●	●	16	12	9	8	150				
	A16Q-SDUCR/L07	●		20	16	11	6	180				
	A16Q-SDUCR/L11	●		20	16	11	6	180	DC□□ 11T3□□	CS35	T-15	
	A20R-SDUCR/L11	●		25	20	13	8	200				
	NEW A25R-SDUCR11	●	●	32	25	17	6	200				
H	H10K-SDUCR/L07	●	●	14	10	8	9	125	DC□□ 0702□□	CS25	T-8	
	H12M-SDUCR/L07	●	●	16	12	9	8	150				
	H16Q-SDUCR/L07	●	●	20	16	11	6	180				
	H16Q-SDUCR/L11	●		20	16	11	6	180	DC□□ 11T3□□	CS35	T-15	
	H20R-SDUCR/L11	●		25	20	13	8	200				
	H25R-SDUCR/L11	●		32	25	17	6	200				
	H32S-SDUCR/L11	●		39	32	20	4	250				
	H40T-SDUCR/L11	●		28	40	24	2	300				


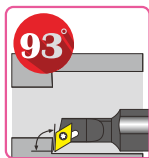
※ Continued on next page.

Shank	Model No	Stock		Min. Bore Dia.		D	F	K [*]	L	Insert	Screw	Wrench	Price
		R	L	ØB	ØD								
-O	H10K-SDUCR/L07-O	●		14	10	8	9	125	DC□□ 0702□□	CS25	T-8		
	H12M-SDUCR/L07-O	●		16	12	9	8	150					
	H16Q-SDUCR/L07-O	●		20	16	11	6	180					
	H16Q-SDUCR/L11-O	●		20	16	11	6	180	DC□□ 11T3□□	CS35	T-15		
	H20R-SDUCR/L11-O	●		25	20	13	8	200					
	H25R-SDUCR/L11-O	●		32	25	17	6	200					
C	C10M-SDUCR/L07	●		14	10	8	9	150	DC□□ 0702□□	CS25	T-8		
	C12Q-SDUCR/L07	●	●	16	12	9	8	180					
	C16R-SDUCR/L07	●	●	20	16	11	6	200	DC□□ 11T3□□	CS35	T-15		
	C20S-SDUCR/L11	●	●	25	20	13	8	250					
	C25T-SDUCR/L11	●		32	25	17	6	300					

●Insert Detail : DC□□0702□□、DC□□11T3□□→Ref.Page-L

●Sleeve refer Page-310-314

SET-SDUC Mini Boring Bar Right Hand Show

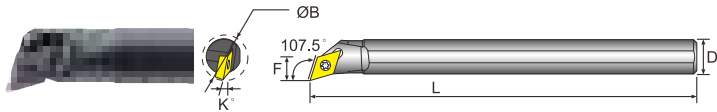
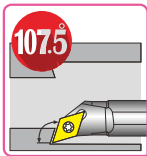


Shank	Model No	Stock		Min. Bore Dia.		D	d	F	H	L	L1	Insert	Screw	Wrench	Price
		R	L	ØB	ØD										
A	A0810J-SDUCR/L07	●	●	12.5	10	8	5	9	110	22	DC□□ 0702□□	CS25	T-8		
	A1012K-SDUCR/L07	●	●	15.5	12	10	9	11	125	28					
	A1216M-SDUCR/L07	●	●	19.5	16	12	5	15	150	36					
	A1016SET-SDUCR/L	●	●	A0810J-SDUCR07 * 1 A1012K-SDUCR07 * 1			A1216M-SDUCR07 * 1 CS25048 * 1			CS25 * 5 T-8 * 1					

●Insert Detail : DC□□0702□□→Ref.Page-L

●Sleeve refer Page-310-314



SDQC Boring Bar
 Right Hand Show


Boring Bar

G
 BORING
 BAR

C

DC

E

S

T

M

V

W

S

ER/IR

S

Shank	Model No	Stock		Min. Bore Dia.				L	Insert	Screw	Wrench	Price		
		R	L	ØB	D	F	K*							
S	S10K-SDQCR/L07	●	●	13	10	7	10	125	DC□□ 0702□□	CS25	T-8			
	S12M-SDQCR/L07	●	●	16	12	9	8	150						
	S16Q-SDQCR/L07	●	●	20	16	11	5	180						
	S16Q-SDQCR/L11	●	●	20	16	11	6	180	DC□□ 11T3□□	CS35	T-15			
	S20R-SDQCR/L11	●	●	25	20	13	8	200						
	S25R-SDQCR/L11	●	●	32	25	17	4	200						
	S32S-SDQCR/L11	●	●	39	32	20	4	250						
	S40T-SDQCR/L11			44	40	23	2	300						
A	A10K-SDQCR/L07	●		13	10	7	9	125	DC□□ 0702□□	CS25	T-8			
	A12M-SDQCR/L07	●		16	12	9	8	150						
	A16Q-SDQCR/L07	●		20	16	11	5	180						
	A16Q-SDQCR/L11	●	●	20	16	11	6	180	DC□□ 11T3□□	CS35	T-15			
H	H10K-SDQCR/L07	●	●	13	10	7	10	125	DC□□ 0702□□	CS25	T-8			
	H12M-SDQCR/L07	●	●	16	12	9	8	150						
	H16Q-SDQCR/L07	●	●	20	16	11	6	180						
	H16Q-SDQCR/L11	●		20	16	11	6	180	DC□□ 11T3□□	CS35	T-15			
	H20R-SDQCR/L11	●		25	20	13	8	200						
	H25R-SDQCR/L11	●		32	25	17	4	200						
	H32S-SDQCR/L11			37	32	20	4	250						

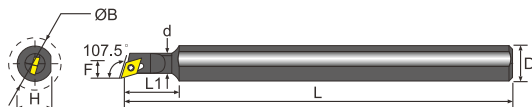


※ Continued on next page.

Shank	Model No	Stock		Min. Bore Dia.		D	F	K	L	Insert	Screw	Wrench	Price		
		R	L	ØB	ØD										
-O	H10K-SDQCR/L07-O	●		13		10	7	10	125	DC□□ 0702□□	CS25	T-8			
	H12M-SDQCR/L07-O	●		16		12	9	8	150						
	H16Q-SDQCR/L07-O	●		20		16	11	6	180						
	H16Q-SDQCR/L11-O	●		20		16	11	6	180	DC□□ 11T3□□	CS35	T-15			
	H20R-SDQCR/L11-O	●		25		20	13	8	200						
	H25R-SDQCR/L11-O	●		32		25	17	4	200						
C	C10M-SDQCR/L07	●		13		10	7	10	150	DC□□ 11T3□□	CS35	T-15			
	C12Q-SDQCR/L07	●	●	16		12	9	8	180						
	C16R-SDQCR/L07	●	●	20		16	11	6	200						
	C16R-SDQCR/L11	●	●	20		16	11	6	200	DC□□ 11T3□□	CS35	T-15			
	C20S-SDQCR/L11	●		25		20	13	8	250						
	S25T-SDQCR/L11			32		25	17	4	300						

●Insert Detail : DC□□0702□□、DC□□11T3□□→Ref.Page-L

●Sleeve refer Page-310~314

SET-SDQC Mini Boring Bar Right Hand Show



Shank	Model No	Stock		Min. Bore Dia.		D	d	F	H	L	L1	Insert	Screw	Wrench	Price		
		R	L	ØB	ØD												
A	A0810J-SDQCR/L07	●	●	14		10	8	7	9	110	22	DC□□ 0702□□	CS25	T-8			
	A1012K-SDQCR/L07	●	●	18		12	10	9	11	125	28						
	A1216M-SDQCR/L07	●	●	22		16	12	11	15	150	36						
	A1016SET-SDQCR/L	●	●	A0810J-SDQCR07 * 1 A1012K-SDQCR07 * 1				A1216M-SDQCR07 * 1				CS25 * 6 T-8 * 1					

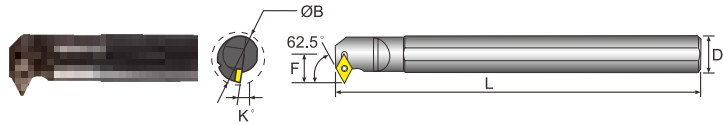
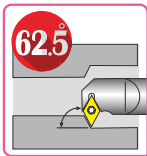
●Insert Detail : DC□□0702□□→Ref.Page-L

●Sleeve refer Page-310~314

Boring Bar / Mini Boring Bar

G
BORING
BAR

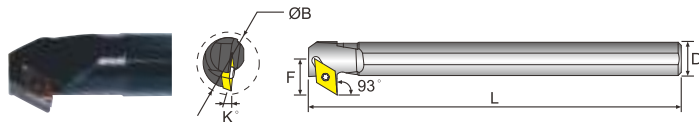
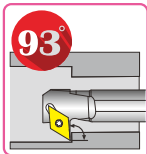
- C
- E **DC**
- S
- T
- V
- W
- S **ER/IR**

SDWC Boring Bar
 Right Hand Show


Shank	Model No	Stock		Min. Bore Dia.				Insert	Screw	Wrench	Price			
		R	L	ØB	D	F	K					L		
S	S12M-SDWCR/L07	●	●	19	12	10.5	10	150	DC□□ 0702□□	CS25	T-8			
	S16Q-SDWCR/L07	●	●	23	16	12.5	8	180						
	S20R-SDWCR/L07	●	●	27	20	14.5	6	200						
	S20R-SDWCR/L11	●	●	27	20	14.5	6	200	DC□□ 11T3□□	CS35	T-15			
	S25R-SDWCR/L11	●	●	32	25	17	4	200						
	S32S-SDWCR/L11	●	●	40	32	20	2	250						

- Insert Detail : DC□□0702□□、DC□□11T3□□→Ref.Page-L
- Sleeve refer Page-310~314

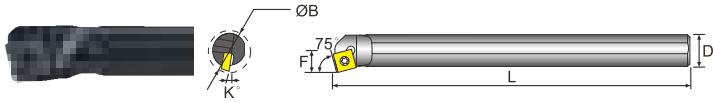
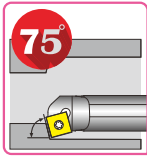
Boring Bar

SDZC Boring Bar
 Right Hand Show


Shank	Model No	Stock		Min. Bore Dia.				Insert	Screw	Wrench	Price			
		R	L	ØB	D	F	K					L		
S	S10K-SDZCR/L07	●	●	15	10	8.5	12	125	DC□□ 0702□□	CS25	T-8			
	S12M-SDZCR/L07	●	●	17	12	10.5	9	150						
	S16Q-SDZCR/L07	●	●	21	16	12.5	8	18						
	S20R-SDZCR/L11	●	●	26	20	16.5	8	200	DC□□ 11T3□□	CS35	T-15			
	S25R-SDZCR/L11	●	●	32	25	19	6	200						
	S32S-SDZCR/L11	●	●	39	32	22.5	4	250						
	S40T-SDZCR/L11	●	●	47	40	26.5	4	300						

- Insert Detail : DC□□0702□□、DC□□11T3□□→Ref.Page-L
- Sleeve refer Page-310~314

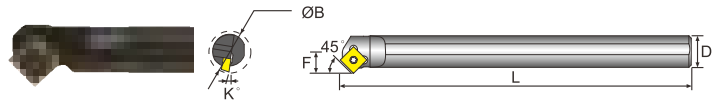
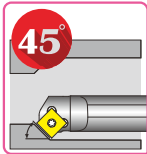
SSKC Boring Bar
Right Hand Show



Shank	Model No	Stock		Min. Bore Dia.		D	F	K°	L	Insert	Screw	Wrench	Price
		R	L	ØB	D								
S	S12M-SSKCR/L09	●	●	14	12	8.5	13	150	SC□□ 09T3□□	CS35	T-15		
	S16N-SSKCR/L09	●	●	20	16	10.5	9	160					
	S16Q-SSKCR/L09	●	●	20	16	10.5	9	180					
	S20R-SSKCR/L09	●	●	24	20	12.5	10	200					
	S25R-SSKCR/L09	●	●	29	25	15	7	200					

- Insert Detail : SC□□09T3□□→Ref.Page-P
- Sleeve refer Page-310~314

SSSC Boring Bar
Right Hand Show



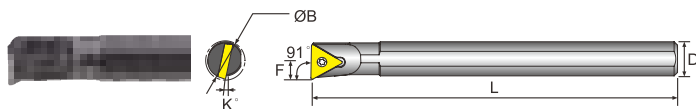
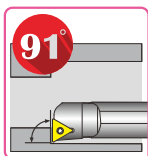
Shank	Model No	Stock		Min. Bore Dia.		D	F	K°	L	Insert	Screw	Wrench	Price
		R	L	ØB	D								
S	S12M-SSSCR/L09	●	●	16	12	9.5	12	150	SC□□ 09T3□□	CS35	T-15		
	S16Q-SSSCR/L09	●	●	22	16	12.5	10	180					
	S20R-SSSCR/L09	●	●	26	20	14.5	8	200					
	S25R-SSSCR/L09	●	●	31	25	17	6	200					
	S32S-SSSCR09	●	●	37	32	20.5	4	250					

- Insert Detail : SC□□09T3□□→Ref.Page-P
- Sleeve refer Page-310~314

Boring Bar

G
BORING
BAR



STFC Boring Bar
 Right Hand Show


Boring Bar

G
 BORING
 BAR

-  C
-  D
-  S
-  TC
-  V
-  W
-  ER/IR

Shank	Model No	Stock		Min. Bore Dia. ØB	D	F	K*	L	Insert	Screw	Wrench	Price		
		R	L											
S	S08K-STFCR/L09-10	●	●	10	8	5.5	12	125	TC□□ 0902□□	CS22	T-7			
	S10K-STFCR/L09-12	●	●	12	10	6	15	125						
	S12M-STFCR/L09-14	●	●	14	12	7	10	150						
	S10K-STFCR/L11-12	●	●	12	10	6	12	125	TC□□ 1102□□	CS25	T-8			
	S12M-STFCR/L11-14	●	●	14	12	7	10	150						
	S16Q-STFCR/L11-18	●	●	18	16	9	6	180						
	S20R-STFCR/L11-22	●	●	22	20	11	3	200	TC□□ 16T3□□	CS35	T-15			
	S20R-STFCR/L16-22	●	●	22	20	11	3	200						
	S25R-STFCR/L16	●	●	32	25	16	2	200						
A	A08K-STFCR/L09-10	●		10	8	5.5	12	125	TC□□ 0902□□	CS22	T-7			
	A10K-STFCR/L11-12	●		12	10	6	12	125						
	A12M-STFCR/L11-14	●		14	12	7	10	150	TC□□ 1102□□	CS25	T-8			
	A16Q-STFCR/L11-18	●		18	16	9	6	180						
H	H08K-STFCR/L09-10	●		10	8	5.5	12	125	TC□□ 0902□□	CS22	T-7			
	H10K-STFCR/L09-12	●		12	10	6	15	125						
	H12M-STFCR/L09-14	●		14	12	7	10	150						
	H10K-STFCR/L11-12	●		12	10	6	15	125	TC□□ 1102□□	CS25	T-8			
	H12M-STFCR/L11-14	●		14	12	7	10	150						
	H16Q-STFCR/L11-18	●		18	16	9	6	180						
	H20R-STFCR/L11-22	●		2	20	11	3	200	TC□□ 16T3□□	CS35	T-15			
	H20R-STFCR/L16-22	●		22	20	11	3	200						
	H25R-STFCR/L16	●		32	25	14	2	200						

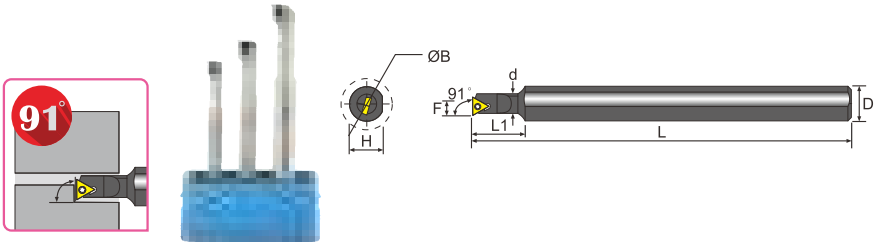
※ Continued on next page.

Shank	Model No	Stock		Min. Bore Dia.		D	F	K°	L	Insert	Screw	Wrench	Price
		R	L	ØB	ØD								
C	C08K-STFCR/L09-10	●		10	8	5.5	12	125	TC□□ 0902□□	CS22	T-7		
	C10M-STFCR/L09-12	●		12	10	6	15	150					
	C12Q-STFCR/L09-14	●		14	12	7	10	180					
	C12Q-STFCR/L11-14	●		14	12	7	10	180	TC□□ 1102□□	CS25	T-8		
	C16R-STFCR/L11-18	●		18	16	9	6	200					
	C20S-STFCR/L11-22	●		22	20	11	3	250					

●Insert Detail : TC□□0902□□、TC□□1102□□、TC□□16T3□□→Ref.Page-S

●Sleeve refer Page-310~314

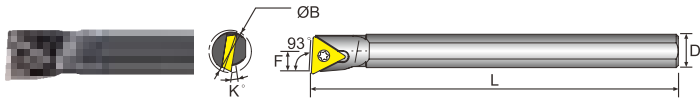
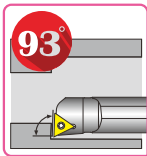
SET-STFC Mini Boring Bar
Right Hand Show



Shank	Model No	Stock		Min. Bore Dia.		D	d	F	H	L	L1	Insert	Screw	Wrench	Price
		R	L	ØB	ØD										
A	A0810J-STFCR/L11	●	●	14	8	7	7	9	110	32	TC□□ 1102□□	CS25	T-8		
	A1012K-STFCR/L11	●	●	18	10	9	9	11	125	38					
	A1216M-STFCR/L11	●	●	22	12	11	11	15	150	50					
	A1016SET-STFCR/L	●	●	A0810J-STFCR11 * 1 A1012K-STFCR11 * 1				A1216M-STFCR11 * 1 CS25048 * 1				CS25 * 5 T-8 * 1			

●Insert Detail : TC□□1102□□→Ref.Page-S

●Sleeve refer Page-310~314

STUC Boring Bar
 Right Hand Show


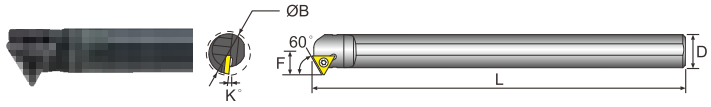
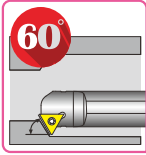
Boring Bar

Shank	Model No	Stock		Min. Bore Dia. ØB	D	F	K*	L	Insert	Screw	Wrench	Price		
		R	L											
S	S08K-STUCR/L09-10	●	●	10	8	5.5	12	125	TC□□ 0902□□	CS22	T-7			
	S10K-STUCR/L09-12	●	●	12	10	6	15	125						
	S10K-STUCR/L11-12	●	●	12	10	6	15	125						
	S12M-STUCR/L11-14	●	●	14	12	7	10	150	TC□□ 1102□□	CS25	T-8			
	S14M-STUCR/L11-16	●	●	16	14	8	8	150						
	S16Q-STUCR/L11-18	●	●	18	16	9	6	180						
	S20R-STUCR/L11-22	●	●	22	20	11	3	200	TC□□ 16T3□□	CS35	T-15			
	S20R-STUCR/L16-22	●	●	22	20	11	8	200						
	S25R-STUCR/L16	●	●	32	25	17	6	200						
S32S-STUCR/L16	●	●	39	32	17.5	4	250							
H	H08K-STUCR/L09-10	●		10	8	5.5	12	125	TC□□ 0902□□	CS22	T-7			
	H10K-STUCR/L09-12	●		12	10	6	15	125						
	H10K-STUCR/L11-12	●		12	10	6	15	125						
	H12M-STUCR/L11-14	●	●	14	12	7	10	150	TC□□ 1102□□	CS25	T-8			
	H16Q-STUCR/L11-18	●		18	16	9	6	180						
	H20R-STUCR/L11-22	●		22	20	11	3	200						
	H20R-STUCR/L16-22	●		22	20	11	8	200	TC□□ 16T3□□	CS35	T-15			
	H25R-STUCR/L16-28	●		32	25	14	6	200						
C	C08K-STUCR/L09-10	●		10	8	5.5	12	125	TC□□ 0902□□	CS22	T-7			
	C10M-STUCR/L09-12	●		12	10	6	15	150						
	C10M-STUCR/L11-12	●		12	10	6	15	150	TC□□ 1102□□	CS25	T-8			
	C12Q-STUCR/L11-14	●		14	12	7	10	180						
	C16R-STUCR/L11-18	●		18	16	9	6	200						
	C20S-STUCR/L11-22	●		22	20	11	3	250						

●Insert Detail : TC□□0902□□、TC□□1102□□、TC□□16T3□□→Ref.Page-6

●Sleeve refer Page-310~314

STWC Mini Boring Bar
Right Hand Show



Shank	Model No	Stock		Min. Bore Dia.		D	F	K [*]	L	Insert	Screw	Wrench	Price
		R	L	ØB	ØB								
S	S0806K-STWBR/L06	●	●	7	8	10	7	125	TB□□ 0601□□	CS20	T-6		
	S08K-STWCR/L09	●	●	11	8	6.5	9	125	TC□□ 0902□□	CS22	T-7		
	S10K-STWCR/L09	●	●	12	10	6.5	9	125	TC□□ 1102□□	CS25	T-8		
	S10K-STWCR/L11	●	●	13	10	7.5	7	125					
	S12M-STWCR/L11	●	●	16	12	9	9	150					
	S16Q-STWCR/L11	●	●	21	16	12	6	180	TC□□ 16T3□□	CS35	T-15		
	S20R-STWCR/L11	●	●	24	20	13	6	200					
	S25R-STWCR/L16	●	●	30	25	17	7	200					
	S32S-STWCR/L16	●	●	37	32	20	4	250					
	S40T-STWCR/L16	●	●	45	40	24	0	300					

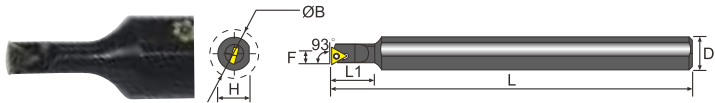
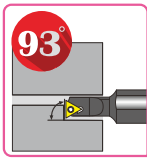
●Insert Detail : TC□□0902□□、TC□□1102□□、TC□□16T3□□→Ref.Page-S

●Sleeve refer Page-310~314

Boring Bar

G
BORING
BAR



STUB Mini Boring Bar
 Right Hand Show


Shank	Model No	Stock		Min. Bore Dia.		D	F	H	L	L1	Insert	Screw	Wrench	Price		
		R	L	ØB	ØB											
S	S0806K-STUBR/L06-07-L20	●		7	8	3.5	7	125	20	TB□□ 0601□□	CS20	T-6				
	S1606K-STUBR/L06-07	●		7	16	3.5	15	110	15							
	S1607J-STUBR/L06-08	●		8	16	4	15	110	15							
	S1608J-STUBR/L06-09	●		9	16	4.5	15	110	15							
	S1609J-STUBR/L06-10	●		10	16	5	15	110	15							
H	H0806K-STUBR/L06-07-L20	●		7	8	3.5	7	125	20							
	H1606J-STUBR/L06-07	●		7	16	3.5	15	110	15							
	H1607J-STUBR/L06-08	●		8	16	4	15	110	15							
	H1608J-STUBR/L06-09	●		9	16	4.5	15	110	15							
	H1609J-STUBR/L06-10	●		10	16	5	15	110	15							

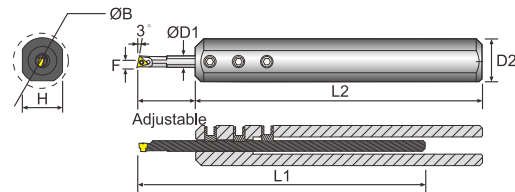

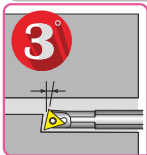
●Sleeve refer Page-310~314

Mini Boring Bar

G
 BORING
 BAR

STUB Mini Boring Bar
 Right Hand Show

New Specification Arrival



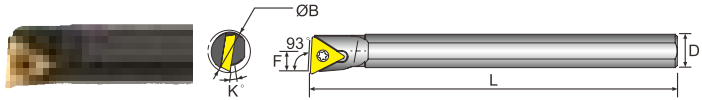
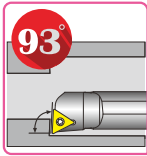
Shank	Model No	Stock		Min. Bore Dia.		D2	F	H	L1	L2	Insert	Screw	Wrench	Price
		R	L	ØB	ØD1									
S	S06J-STUBR06-08	●		8	6	16	4	15	110	100	TB□□ 0601□□	CS20	T-6	
	C06J-STUBR/L06-07	●	●	7	6	16	3.5	15	110	100				
C	NEW C0806K-STUBR06-07	●	●	8	7	20	20	3.7	125	100				
	C0807K-STUBR/L06-08	●	●	8	7	20	4	7.4	125	100				

●Sleeve refer Page-310~314

- C
- D
- S
- TB
- V
- W
- ER/IR

STUP Boring Bar Right Hand Show

New Specification Arrival



Shank	Model No	Stock		Min. Bore Dia.	D	F	K*	L	Insert	Screw	Wrench	Price
		R	L									
S	S08K-STUBR/L06-08	●	●	8	8	4	12	125	TB□□ 0601□□	CS20	T-6	
	S08K-STUBR/L06-09	●		9	8	4.5	15	125				
	S08K-STUPR/L08-10	●	●	10	8	5.5	10	125	TP□□ 0802□□	CS22	T-7	
	S08K-STUPR/L09-10	●	●	10	8	5.5	10	125		CS25048		
	S10K-STUPR/L09-12	●	●	12	10	6	8	125	TP□□ 0902□□	CS25	T-8	
	S12M-STUPR/L09-14	●	●	14	12	7	5	150				
	S10K-STUPR/L11-12	●	●	12	10	6	8	125				
	S12M-STUPR/L11-14	●	●	14	12	7	7	150				
	S14M-STUPR/L11-16	●	●	16	14	8.5	6	150				
	S16Q-STUPR/L11-18	●	●	18	16	9	4	180	TP□□ 1103□□	CS30	T-10	
	S18Q-STUPR/L11-20	●	●	20	18	10	4	180				
	S20R-STUPR/L11-22	●	●	22	20	11	2	200				
	S25R-STUPR/L11-28	●	●	28	25	14	5	200				
	S20R-STUPR/L1604-22	●	●	22	20	11	3	200	TP□□ 1604□□			
	S25R-STUPR/L1604	●	●	32	25	16	2	200		CS35	T-15	
S20R-STUPR/L1603-22		●	22	20	11	3	200	TP□□ 1603□□				
S25R-STUPR/L1603			32	25	16	2	200					
A	A08K-STUPR/L09-10	●	●	10	8	5.5	10	125		CS25048		
	A10K-STUPR/L09-12	●		12	10	6	8	125	TP□□ 0902□□	CS25	T-8	
	A12M-STUPR/L09-14	●	●	14	12	7	5	150				
	A12M-STUPR/L11-14	●	●	14	12	7	7	150				
	A16Q-STUPR/L11-18	●	●	18	16	9	4	180	TP□□ 1103□□	CS30	T-10	

※ Continued on next page.

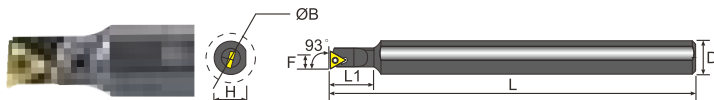
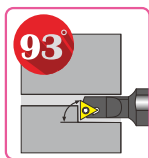
Shank	Model No	Stock		Min. Bore Dia.					Insert	Screw	Wrench	Price
		R	L	ØB	D	F	K°	L				
H	A20R-STUPR/L11-22	●	●	22	20	11	2	200	TP□□ 1103□□	CS30	T-10	
	H08K-STUBR/L06-09	●	●	9.5	8	4.5	15	125	TB□□ 0601□□	CS20	T-6	
	H08K-STUPR/L08-10	●	●	10	8	5.5	10	125	TP□□ 0802□□	CS22	T-7	
	H08K-STUPR/L09-10	●	●	10	8	5.5	10	125	TP□□ 0902□□	CS25048	T-8	
	H10K-STUPR/L09-12	●	●	12	10	6	8	125		CS25		
	H12M-STUPR/L09-14	●	●	14	12	7	5	150	TP□□ 1103□□	CS30	T-10	
	H10K-STUPR/L11-12	●	●	12	10	6	8	125				
	H12M-STUPR/L11-14	●	●	14	12	7	7	150				
	H16Q-STUPR/L11-18	●		18	16	9	4	180				
	H20R-STUPR/L11-22	●	●	22	20	11	2	200	TP□□ 1604□□	CS35	T-15	
	H25R-STUPR/L11-28	●		28	25	14	2	200				
	H20R-STUPR/L1604-22	●		22	20	11	3	200				
H25R-STUPR/L1604	●		32	25	14	2	200					
-O	H08K-STUPR/L08-10-O	●		10	8	5.5	10	125	TP□□ 0802□□	CS22	T-7	
	H08K-STUPR/L09-10-O	●		10	8	5.5	10	125	TP□□ 0902□□	CS25048	T-8	
	H10K-STUPR/L09-12-O	●		12	10	6	8	125		CS25		
	H12M-STUPR/L09-14-O	●		14	12	7	5	150	TP□□ 1103□□	CS30	T-10	
	H10K-STUPR/L11-12-O	●		12	10	6	8	125				
	H12M-STUPR/L11-14-O	●		14	12	7	7	150				
	H16Q-STUPR/L11-18-O	●		18	16	9	4	180				
	H20R-STUPR/L11-22-O	●		22	20	11	2	200				

※ Continued on next page.

Shank	Model No	Stock		Min. Bore Dia.		F	K°	L	Insert	Screw	Wrench	Price			
		R	L	ØB	D										
C	C08K-STUPR/L08-10	●		10	8	5.5	10	125	TP□□ 0802□□	CS22	T-7				
	C08H-STUPR/L08-10			10	8	5.5	10	100							
	C08K-STUPR/L09-10	●		10	8	5.5	10	125	TP□□ 0902□□	CS25048	T-8				
	C10M-STUPR/L09-12	●		12	10	6	15	150							
	C12Q-STUPR/L09-14	●		14	12	7	15	180	TP□□ 1103□□	CS25	T-10				
	C10M-STUPR/L11-12	●		12	10	6	15	150							
	C10H-STUPR/L11-12			12	10	6	15	100							
	C12Q-STUPR/L11-14	●		14	12	7	10	180							
	C16R-STUPR/L11-18	●		18	16	9	6	200							
	C20S-STUPR/L11-22	●		22	20	11	3	250							
NEW C25T-STUPR11	●		32	25	17	4	300								

●Sleeve refer Page-310~314

STUP Boring Bar Right Hand Show

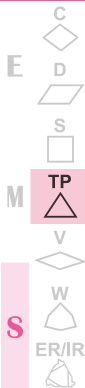


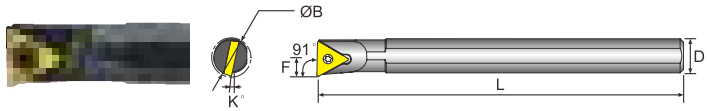
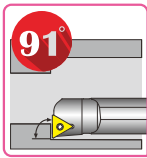
Shank	Model No	Stock		Min. Bore Dia.		F	H	L	L1	Insert	Screw	Wrench	Price
		R	L	ØB	D								
S	S1609J-STUPR/L08-10	●	●	10	16	5	15	110	15	TP□□ 0802□□	CS22	T-7	
	S1610K-STUPR/L11-12	●	●	12	16	6	15	120	15	TP□□ 1103□□	CS30	T-10	
H	H1609J-STUPR/L08-10	●		12	16	5	15	110	15	TP□□ 0802□□	CS22	T-7	
	H1610K-STUPR/L11-12	●		12	16	6	15	120	15	TP□□ 1103□□	CS30	T-10	

●Sleeve refer Page-310~314

Boring Bar / Mini Boring Bar

G
BORING
BAR



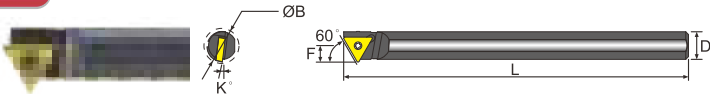
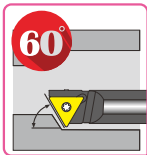
STFP Boring Bar
 Right Hand Show


Shank	Model No	Stock		Min. Bore Dia.				L	Insert	Screw	Wrench	Price
		R	L	ØB	D	F	K°					
S	S10K-STFPR/L09-12	●	●	12	10	6	8	125	TP□□ 0902□□	CS25	T-8	
	S10K-STFPR/L11-12	●	●	12	10	6	7	125	TP□□ 1103□□	CS30	T-10	
	S12M-STFPR/L11-14	●	●	14	12	7	6	150				
	S16Q-STFPR/L11-18	●	●	18	16	9	4	180				
	S20R-STFPR/L11-22	●	●	22	20	11	4	200				
C	C08K-STFPR/L09-10	●		10	8	5	8	125	TP□□ 0902□□	CS25048	T-8	
	C10M-STFPR/L11-12	●		12	10	6	9	150	TP□□ 1103□□	CS30	T-10	
	C12Q-STFPR/L11-14	●		14	12	7	8	180				

●Sleeve refer Page-310~314

Boring Bar

STWP Mini Boring Bar
 Right Hand Show

 **New Specification Arrival**


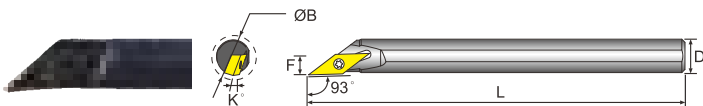
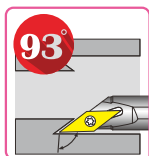
Shank	Model No	Stock		Min. Bore Dia.				L	Insert	Screw	Wrench	Price
		R	L	ØB	D	F	K°					
S	S08K-STWPR/L09	●	●	11	8	6.5	6	125	TP□□ 0902□□	CS25048	T-8	
	NEW S10K-STWPR09	●	●	12	10	6.5	6	125	TP□□ 1103□□	CS30	T-10	
	S10K-STWPR/L11	●	●	13	10	7.5	7	125				
	S12M-STWPR/L11	●	●	16	12	9	9	150				
	S16Q-STWPR/L11	●	●	21	16	12	6	180				
	S20R-STWPR/L11	●	●	24	20	13	3	200				

●Sleeve refer Page-310~314

G
 BORING
 BAR

 C
 D
 E
 S
 TP
 M
 V
 W
 S
 ER/IR

SVJB Boring Bar
Right Hand Show



Shank	Model No	Stock		Min. Bore Dia.				L	Insert	Screw	Wrench	Price
		R	L	ØB	D	F	K°					
S	S10K-SVJBR/L11	●	●	12	10	6	10	125	VB□□ 1103□□	CS25	T-8	
	S12M-SVJBR/L11	●	●	14	12	7	10	150				
	S16Q-SVJBR/L11	●	●	18	16	9	14	180				
	S20R-SVJBR/L11	●	●	25	20	10.5	10	200	VB□□ 1604□□	CS35	T-15	
	S16Q-SVJBR/L16	●	●	18	16	9	7	180				
	S20R-SVJBR/L16	●	●	25	20	9	7	200				
	S25R-SVJBR/L16	●	●	32	25	11	7	200				
	S32S-SVJBR/L16	●	●	40	32	14	5	250				
	S40T-SVJBR/L16	●	●	57	40	28.5	8	300				
H	H10K-SVJBR/L11	●		12	10	6	10	125	VB□□ 1103□□	CS25	T-8	
	H12M-SVJBR/L11	●		14	12	7	10	150				
	H16Q-SVJBR/L11	●		18	16	9	7	180				
	H20R-SVJBR/L11	●		25	20	10.5	7	200	VB□□ 1604□□	CS35	T-15	
	H16Q-SVJBR/L16	●		18	16	9	7	180				
	H20R-SVJBR/L16	●		25	20	10.5	7	200				
	H25R-SVJBR/L16	●		32	25	13.5	7	200				

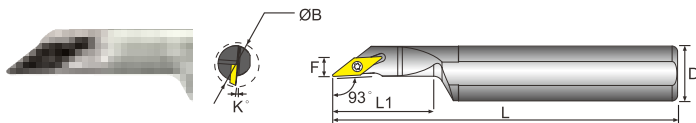
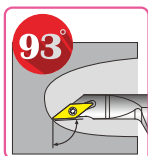
- Insert Detail : VB□□1604□□→Ref.Page-U
- Sleeve refer Page-310~314

Boring Bar

G
BORING
BAR



FSVJB Boring Bar Right Hand Show

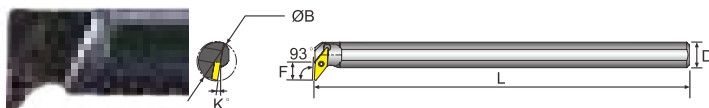
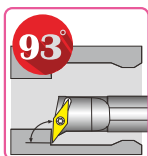


Shank	Model No	Stock		Min. Bore Dia.		D	F	K°	L	L1	Insert	Screw	Wrench	Price
		R	L	ØB	ØB									
S	S16K-FSVJBR/L11	●	●	20	16	2	5	125	36	VB□□ 1103□□	CS25	T-8		
	S20M-FSVJBR/L11	●	●	25	20	2	5	150	37.5					
	S25M-FSVJBR/L11	●	●	30	25	3.5	5	150	45					

●Sleeve refer Page-310~314

SVUB Boring Bar Right Hand Show

 **New Specification Arrival**



Shank	Model No	Stock		Min. Bore Dia.		D	F	K°	L	Insert	Screw	Wrench	Price
		R	L	ØB	ØB								
S	S16Q-SVUBR/L11	●	●	22	16	13	10	180	VB□□ 1103□□	CS25	T-8		
	S20R-SVUBR/L11	●	●	27	20	15	10	200					
	S25R-SVUBR/L11	●	●	33	25	20	8	200					
	NEW S20R-SVUBR/L16	●	●	34	20	20	10	200	VB□□ 1604□□	CS35	T-15		
	S25R-SVUBR/L16	●	●	33	25	17	8	200					
	S32S-SVUBR/L16	●	●	44	32	22	10	250					
	S40T-SVUBR/L16	●	●	51	40	27	8	300					

●Insert Detail : VB□□1604□□→Ref.Page-U

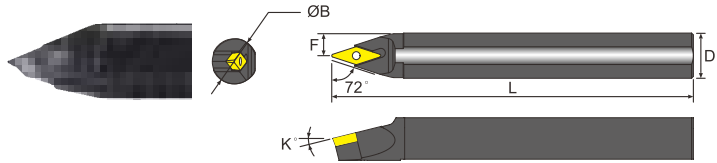
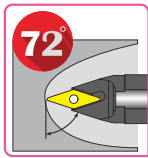
●Sleeve refer Page-310~314

Boring Bar

G
BORING BAR

C
D
E
S
T
M
VB
W
S
ER/IR

SVVBN Boring Bar

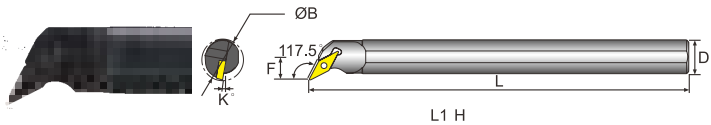



Shank	Model No	Stock		Min. Bore Dia.		D	F	K°	L	Insert	Screw	Wrench	Price
		R	L	ØB	ØB								
S	S32S-SVVBN16	●		33	32	16	10	250	VB□□ 1604□□	CS35	T-15		
	S40T-SVVBN16	●		42	40	20	0	300					

●Insert Detail : VB□□1604□□→Ref.Page-U

●Sleeve refer Page-310-314

SVQB Boring Bar Right Hand Show



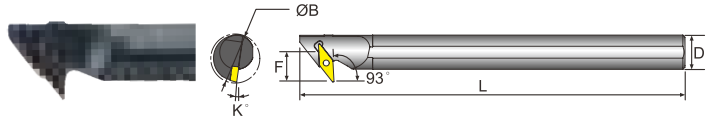
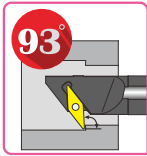
Shank	Model No	Stock		Min. Bore Dia.		D	F	K°	L	Insert	Screw	Wrench	Price
		R	L	ØB	ØB								
S	S16Q-SVQBR/L11	●	●	20	16	11	180	7	VB□□ 1103□□	CS25	T-8		
	S20R-SVQBR/L11	●	●	25	20	13	200	7					
	S25R-SVQBR/L11	●	●	32	25	17	200	5					
	S25R-SVQBR/L16	●	●	32	25	17	200	5	VB□□ 1604□□	CS35	T-15		
	S32S-SVQBR/L16	●	●	40	32	22.5	250	10					
	S40T-SVQBR/L16	●	●	54	40	27	300	7					

●Insert Detail : VB□□1604□□→Ref.Page-U

●Sleeve refer Page-310-314

SVZB

 Boring Bar
 Right Hand Show

 **New Arrival**


Shank	Model No	Stock		Min. Bore Dia.		F	K°	L	Insert	Screw	Wrench	Price
		R	L	ØB	D							
S	NEW S16Q-SVZBR/L11	●	●	23	16	14	10	180	VB□□ 1103□□	CS25	T-8	
	NEW S20R-SVZBR/L11	●	●	27	20	16	8	200				
	NEW S25R-SVZBR/L16			34	25	20.5	8	200	VB□□ 1604□□	CS35	T-15	
	NEW S32S-SVZBR/L16			41	32	24	10	250				
	NEW S40T-SVZBR/L16			49	40	28	8	300				
	NEW S50U-SVZBR/L16	●	●	59	50	33	6	350				

●Insert Detail : VB□□1604□□→Ref.Page-U

●Sleeve refer Page-310~314

Boring Bar

G

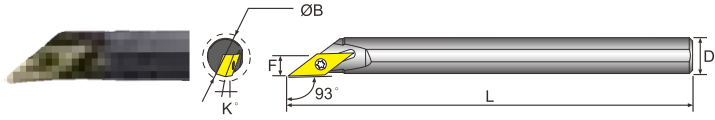
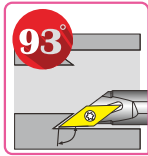
 BORING
BAR


E

M

S

SVJC Boring Bar
Right Hand Show



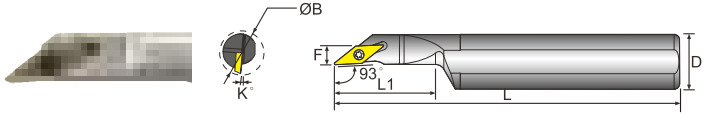
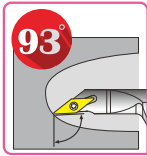
Shank	Model No	Stock		Min. Bore Dia.				L	Insert	Screw	Wrench	Price
		R	L	ØB	D	F	K°					
S	S10K-SVJCR/L11	●	●	12	10	6	13	125	VC□□ 1103□□	CS25	T-8	
	S12M-SVJCR/L11	●	●	14	12	7	15	150				
	S16Q-SVJCR/L11	●	●	18	16	9	14	180				
	S20R-SVJCR/L11	●	●	25	20	10.5	10	180	VC□□ 1604□□	CS35	T-15	
	S16Q-SVJCR/L16	●	●	18	16	9	14	180				
	S20R-SVJCR/L16	●	●	25	20	10.5	10	200				
	S25R-SVJCR/L16	●	●	32	25	13.5	7	200				
	S32S-SVJCR/L16	●	●	40	32	17	7	250				
	S40T-SVJCR/L16	●	●	47	40	23.5	8	300				
H	H10K-SVJCR/L11	●		12	10	6	13	125	VC□□ 1103□□	CS25	T-8	
	H12M-SVJCR/L11	●		14	12	7	15	150				
	H16Q-SVJCR/L11	●		18	16	9	14	180				
	H20R-SVJCR/L11	●		25	20	10.5	10	200	VC□□ 1604□□	CS25	T-8	
	H16Q-SVJCR/L16	●		18	16	9	14	180				
	H20R-SVJCR/L16	●		25	20	10.5	10	200				
	H25R-SVJCR/L16	●		32	25	13.5	7	200				

●Insert Detail : VC□□1604□□→Ref.Page-V
●Sleeve refer Page-310~314

Boring Bar

G
BORING
BAR

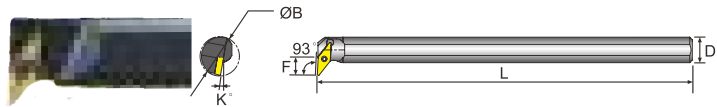
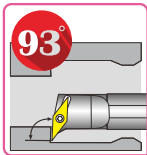


FSVJC Boring Bar
 Right Hand Show


Shank	Model No	Stock		Min. Bore Dia.		D	F	H	L	L1	Insert	Screw	Wrench	Price
		R	L	ØB	ØD									
S	S16K-FSVJCR/L11	●	●	20	16	125	5	2	36	VC□□ 1103□□	CS25	T-8		
	S20M-FSVJCR/L11	●	●	25	20	150	5	2	37.5					
	S25M-FSVJCR/L11	●	●	30	25	150	5	3.5	45					

●Sleeve refer Page-310~314

SVUC Boring Bar
 Right Hand Show


New Specification Arrival


Shank	Model No	Stock		Min. Bore Dia.		D	F	K [*]	L	Insert	Screw	Wrench	Price
		R	L	ØB	ØD								
S	S16Q-SVUCR/L11	●	●	22	16	13	10	180	VC□□ 1103□□	CS25	T-8		
	S20R-SVUCR/L11	●	●	27	20	15	10	200					
	S25R-SVUCR/L11	●	●	33	25	17	8	200					
	NEW S20R-SVUCR/L16	●	●	34	20	20	10	200	VC□□ 1604□□	CS35	T-15		
	S25R-SVUCR/L16	●	●	33	25	20	8	200					
	S32S-SVUCR/L16	●	●	44	32	22	10	250					
	S32T-SVUCR/L16	●	●	44	32	22	10	300					
	S40T-SVUCR/L16			51	40	27	8	300					

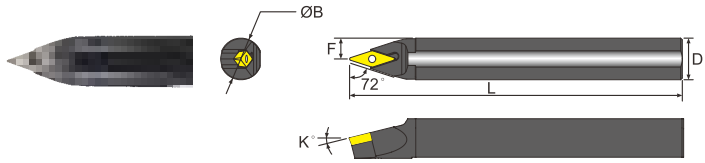
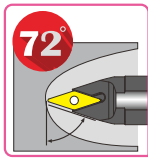
●Insert Detail : VC□□1604□□→Ref.Page-V

●Sleeve refer Page-310~314

Boring Bar

G
 BORING
 BAR

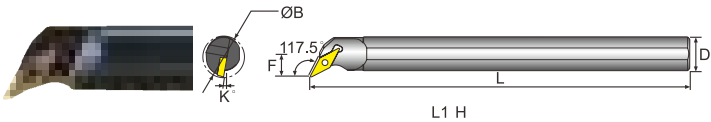
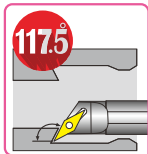

SVVCN Boring Bar



Shank	Model No	Stock		Min. Bore Dia.		D	F	K°	L	Insert	Screw	Wrench	Price
		R	L	ØB	ØB								
S	S25R-SVVCN16	●		26	25	12.5	0	200	VC□□ 1604□□	CS35	T-15		
	S32S-SVVCN16	●		33	32	16	10	250					
	S40T-SVVCN16	●		42	40	20	0	300					

- Insert Detail : VC□□1604□□→Ref.Page-V
- Sleeve refer Page-310-314

SVQC Boring Bar Right Hand Show

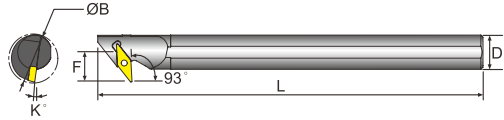
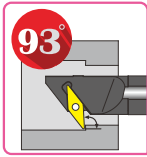


Shank	Model No	Stock		Min. Bore Dia.		D	F	K°	L	Insert	Screw	Wrench	Price
		R	L	ØB	ØB								
S	S16Q-SVQCR/L11	●	●	20	16	11	10	180	VC□□ 1103□□	CS25	T-8		
	S20R-SVQCR/L11	●	●	25	20	13	7	200					
	S25R-SVQCR/L11	●	●	32	25	17	5	200					
	S25R-SVQCR/L16	●	●	32	25	17	5	200	VC□□ 1604□□	CS35	T-15		
	S32S-SVQCR/L16	●	●	40	32	22.5	10	250					
	S40T-SVQCR/L16	●	●	54	32	27	7	300					

- Insert Detail : VC□□1604□□→Ref.Page-V
- Sleeve refer Page-310-314

SVZC

 Boring Bar
 Right Hand Show

 **New Arrival**


Shank	Model No	Stock		Min. Bore Dia.		F	K°	L	Insert	Screw	Wrench	Price
		R	L	ØB	D							
S	NEW S16Q-SVZCR/L11	●	●	23	16	14	8	180	VC□□ 1103□□	CS25	T-8	
	NEW S20R-SVZCR/L11	●	●	27	20	16	6	200				
	NEW S25R-SVZCR/L11			34	25	20.5	6	200	VC□□ 1604□□	CS35	T-15	
	NEW S32S-SVZCR/L16			41	32	24	8	250				
	NEW S40T-SVZCR/L16			49	40	28	6	300				
	NEW S50U-SVZCR/L16	●	●	59	50	33	4	350				

● Insert Detail : VC□□1604□□→Ref.Page-V

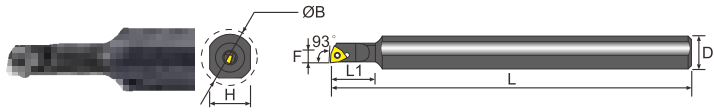
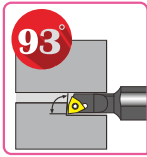
● Sleeve refer Page-310-314

Boring Bar

G

 BORING
 BAR

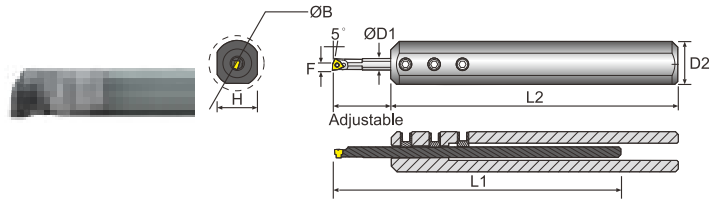
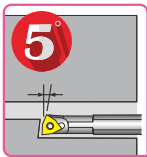

SWUB Boring Bar
Right Hand Show



Shank	Model No	Stock		Min. Bore Dia.		F	H	L	L1	Insert	Screw	Wrench	Price
		R	L	ØB	D								
S	S1005J-SWUBR/L06-06	●		6	10	3	9	110	15	WB□□ 0601□□	CS20	T-6	
	S1006J-SWUBR/L06-07	●		7	10	3.5	9	110	15				
	S1205J-SWUBR/L06-06	●		6	12	3	11	110	15				
	S1605J-SWUBR/L06-06	●		6	16	3	15	110	15				
	S1606J-SWUBR/L06-07	●		7	16	3.5	15	110	15				
	S1607J-SWUBR/L06-08	●		8	16	4	15	110	15				
	S1608-SWUBR/L06-09	●		9	16	4.5	15	110	15				

●Sleeve refer Page-310~314

SWUB Boring Bar
Right Hand Show



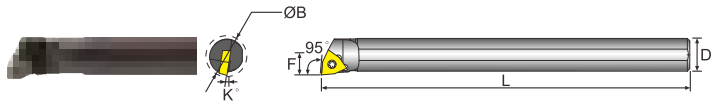
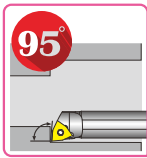
Shank	Model No	Stock		Min. Bore Dia.		D2	F	H	L1	L2	Insert	Screw	Wrench	Price
		R	L	ØB	ØD1									
C	C05H-SWUBR/L06-06	●		6	5	16	2.75	15	100	100	WB□□ 0601□□	CS20	T-6	
	C06J-SWUBR/L06-07	●		7	6	16	3.5	15	110	100				
	S06J-SWUBR/L06-08			8	6	16	4	5	110	100				
	C0807K-SWUBR/L06-08	●		8	7	16	4	15	125	100				

●Sleeve refer Page-310~314

Mini Boring Bar

G
BORING BAR

- C
- D
- S
- T
- V
- WB
- ER/IR

SWLC Boring Bar
 Right Hand Show


Shank	Model No	Stock		Min. Bore Dia.					Insert	Screw	Wrench	Price
		R	L	ØB	D	F	K°	L				
S	S08K-SWLCR/L03-10	●	●	10	8	5.4	13	125	WC□□ 0302□□	CS25048	T-8	
	S10K-SWLCR/L03-12	●	●	12	10	6	12	125		CS25		
	S08K-SWLCR/L04-10	●	●	10	8	5.5	13	125	WC□□ 0402□□	CS25048		
	S12M-SWLCR/L04-14	●	●	14	12	7	12	150		CS25		
	S16Q-SWLCR/L04-18	●	●	18	16	9	9	180	WC□□ 0503□□	CS30		T-10
	S20R-SWLCR/L05-22	●	●	22	20	11	10	200				

●Sleeve refer Page-310-314

Boring Bar

G

BORING BAR

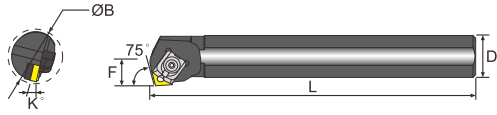
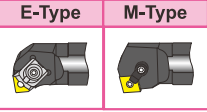
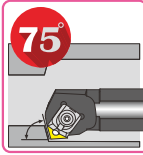


E

M

S

ECKN Boring Bar
Right Hand Show



Shank	Model No	Stock		Min. Bore Dia. ØB	D	F	K°	L	Insert	Shim	Screw of shim	Clamp	Screw	Clasp	Wrench	Price
		R	L													
S	S32S-ECKNR/L12	●	●	40	32	22	14	250	CN□□ 1204□□	SMC-432	LW-4B	CN12-4	CS80	C-6	LW030 LW040	
	S40T-ECKNR/L12	●	●	50	40	27	12	300								
	S50U-ECKNR/L12	●	●	63	50	35	12	350								

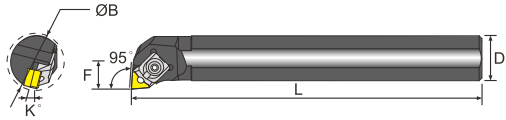
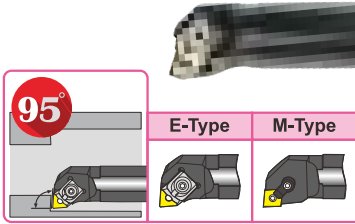
Shank	Model No	Stock		Min. Bore Dia. ØB	D	F	K°	L	Insert	Shim	Screw of shim	Clamp	Screw	Wrench	Price		
		R	L														
S	S20R-MCKNR/L12	●	●	25	20	18	17	200	CN□□ 1204□□	-	LCS-511	CP50-21	CS70-20	LW025			
	S25R-MCKNR/L12	●	●	32	25	17	14	200									
	S32S-MCKNR/L12	●	●	40	32	22	12	250				SMC-432	LCS-517	CP50-22	CS70-22	LW030	
	S40T-MCKNR/L12	●	●	50	40	27	12	300									
	S50U-MCKNR/L12	●	●	63	50	35	12	350									

- Insert Detail : CN□□1204□□→Ref.Page-J
- Recommend you to choose our patent products E-Type.
- Sleeve refer Page-310-314

Boring Bar

G
BORING BAR



ECLN Boring Bar
 Right Hand Show


Shank	Model No	Stock		Min. Bore Dia. ØB	D	F	K	L	Insert	Shim	Screw of shim	Clamp	Screw	Clasp	Wrench	Price
		R	L													
S	S32S-ECLNR/L12	●	●	40	32	22	14	250	CN□□ 1204□□	SMC-432	LW-4B	CN12-2	CS80	C-6	LW030 LW040	
	S32U-ECLNR/L12	●	●	40	32	22	14	350								
	S40TECLNR/L12	●	●	50	40	27	12	300								
	S40W-ECLNR/L12	●	●	50	40	27	12	450								
	S50U-ECLNR/L12	●	●	63	50	35	12	350								
	S50Y-ECLNR/L12	●	●	63	50	35	12	500								
	S60V-ECLNR/L12	●	●	72	60	36	10	400								
	S60X-ECLNR/L12	●	●	72	60	36	10	600								
S63Y-ECLNR/L12	●	●	76	63	38	10	500									

Boring Bar

G
 BORING BAR

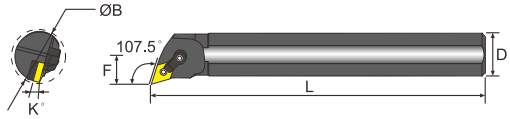
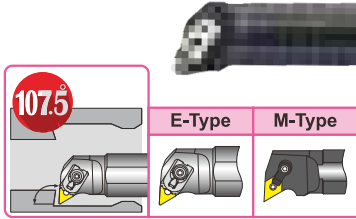
Shank	Model No	Stock		Min. Bore Dia. ØB	D	F	K	L	Insert	Shim	Screw of shim	Clamp	Screw	Wrench	Price
		R	L												
S	S16Q-MCLNR/L09	●	●	22	16	11	17	180	CN□□ 0903□□	-	LCS-509	CP50-21	CS70-20	LW020 LW025	
	S20R-MCLNR/L09	●	●	25	20	13	17	200							
	S20R-MCLNR/L12	●	●	25	20	13	17	200							
	S25R-MCLNR/L12	●	●	32	25	17	14	200							
	S32S-MCLNR/L12	●	●	40	32	22	14	250							
	S32U-MCLNR/L12	●	●	40	32	22	14	350							
	S40T-MCLNR/L12	●	●	50	40	27	12	300							
	S50U-MCLNR/L12	●	●	63	50	35	12	350							

●Insert Detail : CN□□1204□□→Ref.Page-J

●Recommend you to choose our patent products E-Type.

●Sleeve refer Page-310~314

EDQN Boring Bar
Right Hand Show



Shank	Model No	Stock		Min. Bore Dia. ØB	D	F	K	L	Insert	Shim	Screw of shim	Clamp	Screw	Clasp	Wrench	Price			
		R	L																
S	S40T-EDQNR/L15	●	●	50	40	27	10	300	DN□□ 1504□□	SMD-463	LD-1	DN15	CS80	C-6	LW030 LW040				
	S50U-EDQNR/L15	●	●	63	50	35	10	350											
	S40T-EDQNR/L15A	●	●	50	40	27	10	300	DN□□ 1506□□	SMD-466	LW-4								
	S50U-EDQNR/L15A	●	●	63	50	35	10	350											

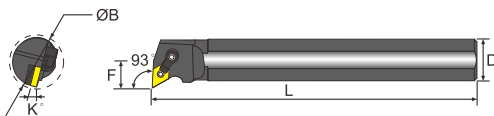
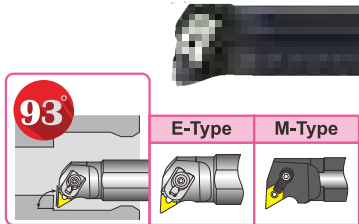
Shank	Model No	Stock		Min. Bore Dia. ØB	D	F	K	L	Insert	Shim	Screw of shim	Clamp	Screw	Wrench	Price			
		R	L															
S	S25R-MDQNR/L15	●	●	32	25	17	12	200	DN□□ 1504□□	-	LCS-511	CP50-24	CS70-21	LW025 LW030				
	S32S-MDQNR/L15	●	●	40	32	22	10	250										
	S40T-MDQNR/L15	●	●	50	40	27	10	300		SMD-463	LCS-619						LW030	
	S50U-MDQNR/L15	●	●	63	50	32	10	350										

- Insert Detail : DN□□1504□□、DN□□1506□□→Ref,Page-M
- Recommend you to choose our patent products E-Type.
- Sleeve refer Page-310~314

Boring Bar

G
BORING BAR



EDUN Boring Bar Right Hand Show


Shank	Model No	Stock		Min. Bore Dia. ØB	D	F	K*	L	Insert	Shim	Screw of shim	Clamp	Screw	Clasp	Wrench	Price
		R	L													
S	S40T-EDUNR/L15	●	●	50	40	27	10	300	DN□□ 1504□□	SMD-463	LD-1	DN15	CS80	C-6	LW030 LW040	
	S50U-EDUNR/L15	●	●	63	50	35	10	350								
	S40T-EDUNR/L15A	●	●	50	40	27	10	300	DN□□	SMD-466	LW-4					
	S50U-EDUNR/L15A	●	●	63	50	35	10	350	1506□□							

Shank	Model No	Stock		Min. Bore Dia. ØB	D	F	K*	L	Insert	Shim	Screw of shim	Clamp	Screw	Wrench	Price
		R	L												
S	S25R-MDUNR/L15	●	●	32	25	17	12	200	DN□□ 1504□□	-	LCS-611	CS70-21	LW025 LW030		
	S32S-MDUNR/L15	●	●	40	32	22	10	250							
	S40T-MDUNR/L15	●	●	50	40	27	10	300		SMD-463	LCS-619	CP50-24	LW030		
	S50U-MDUNR/L15	●	●	63	50	32	10	350				CS70-22			

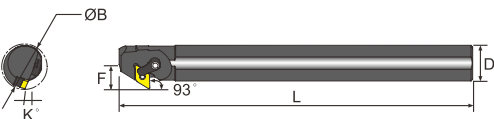

●Insert Detail : DN□□1504□□、DN□□1506□□→Ref.Page-M

●Recommend you to choose our patent products E-Type.

●Sleeve refer Page-310~314

Boring Bar

 G
BORING BAR

MDZN Boring Bar Right Hand Show


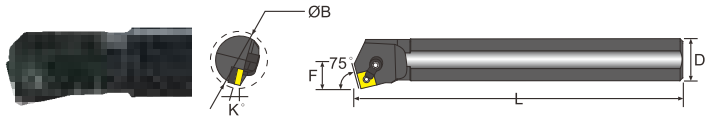
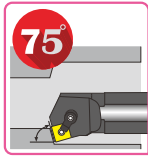
Shank	Model No	Stock		Min. Bore Dia. ØB	D	F	K*	L	Insert	Shim	Screw of shim	Clamp	Screw	Wrench	Price			
		R	L															
S	S32S-MDZNR/L15	●	●	40	32	23	17	250	DN□□ 1504□□	SMD-463	LCS-619	CP50-24	CS70-21	LW030				
	S40T-MDZNR/L15	●	●	50	40	27	15	300										
	S50U-MDZNR/L15	●	●	63	50	35	12	350									CS70-22	

●Insert Detail : DN□□1504□□、DN□□1506□□→Ref.Page-M

●Recommend you to choose our patent products E-Type.

●Sleeve refer Page-310~314

MSKN Boring Bar
Right Hand Show



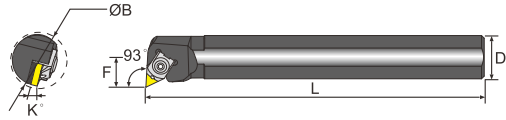
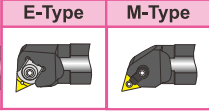
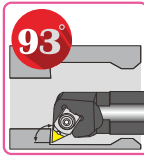
Shank	Model No	Stock		Min. Bore Dia. ØB	D	F	K	L	Insert	Shim	Screw of shim	Clamp	Screw	Wrench	Price			
		R	L															
S	S20R-MSKNR/L12	●	●	25	20	13	17	200	SN□□ 1204□□	-	LCS-511	CP50-21	CS70-20	LW025				
	S25R-MSKNR/L12	●	●	32	25	17	14	200					CS70-21	LW025 LW030				
	S32S-MSKNR/L12	●	●	40	32	22	14	250		SMS-432	LCS-617	CP50-22	CS70-22	LW030				
	S40T-MSKNR/L12	●	●	50	40	27	12	300										
	S50U-MSKNR/L12	●	●	63	50	35	12	350										

- Insert Detail : SN□□1204□□→Ref.Page-Q
- Recommend you to choose our patent products E-Type.
- Sleeve refer Page-310~314

Boring Bar

G
BORING
BAR



ETUN Boring Bar
 Right Hand Show


Boring Bar

Shank	Model No	Stock		Min. Bore Dia. ØB	D	F	K	L	Insert	Shim	Screw of shim	Clamp	Screw	Clasp	Wrench	Price	
		R	L														
S	S25R-ETUNR/L16	●	●	32	25	17	12	200	TN□□ 1604□□	-	LT-2	TN16-2	CS60E	C-5	LW025 LW030		
	S25T-ETUNR/L16	●	●	32	25	17	12	300									
	S32S-ETUNR/L16	●	●	40	32	22	10	250									
	S32U-ETUNR/L16	●	●	40	32	22	10	350									
	S40T-ETUNR/L16	●	●	50	40	27	10	300									
	S40W-ETUNR/L16	●	●	50	40	27	10	450									
	S50U-ETUNR/L16	●	●	63	50	35	8	350			SMT-322						
	S50Y-ETUNR/L16	●	●	63	50	35	8	500									
	S60V-ETUNR/L16	●	●	72	60	36	10	400									
	S60X-ETUNR/L16	●	●	72	60	36	10	600									
S63Y-ETUNR/L16	●	●	76	63	38	10	500										
A	A32Q-ETUNR/L16	●	●	39	32	22	10	180			LT-4						

- Insert Detail : TN□□1604□□→Ref.Page-T
- Recommend you to choose our patent products E-Type.
- Sleeve refer Page-310~314

G
BORING BAR

E

S

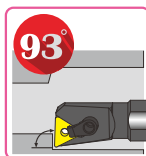
TN

M

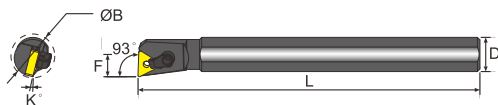
S

ER/IR

MTUN Boring Bar
Right Hand Show



A-Type



Shank	Model No	Stock		Min. Bore Dia. ØB	D	F	K	L	Insert	Shim	Screw of shim	Clamp	Screw	Wrench	Price		
		R	L														
S	S16Q-MTUNR/L16A	●	●	22	16	11	17	180	TN□□ 1604□□	-	LCS-510	CP50-21	CS70-20	LW020 LW025			
	S20R-MTUNR/L16	●	●	25	20	13	17	200									
	S20R-MTUNR/L16A	●	●	25	20	13	17	200									
	S25R-MTUNR/L16	●	●	32	25	17	12	200									
	S25R-MTUNR/L16A	●	●	32	25	17	12	200									
	S32S-MTUNR/L16A	●	●	40	32	22	10	250									
	S40T-MTUNR/L16A	●	●	50	40	27	10	300									
	S50U-MTUNR/L16A	●	●	63	50	35	8	350									
									SMT-322		LCS-513		CP50-22		LW020 LW030		

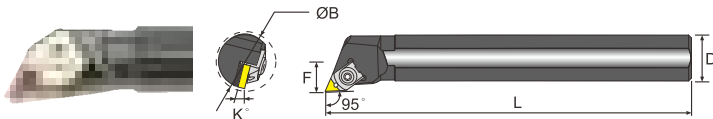
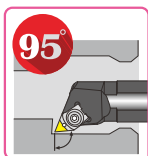
- Insert Detail : TN□□1604□□→Ref.Page-T
- Recommend you to choose our patent products E-Type.
- Sleeve refer Page-310~314

Boring Bar

G
BORING BAR



ETLN

 Boring Bar
 Right Hand Show


Shank	Model No	Stock		Min. Bore Dia. ØB	D	F	K	L	Insert	Shim	Screw of shim	Clamp	Screw	Clasp	Wrench	Price
		R	L													
S	S20R-ETLNR/L16	●	●	25	20	13	17	200	TN□□ 1604□□	-	LT-2	TN16-2	CS60E	C-5	LW025 LW030	
	S25R-ETLMR/L16	●	●	32	25	17	12	200								

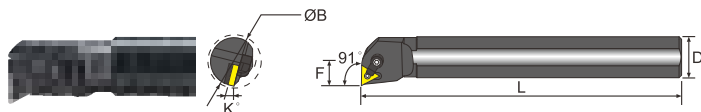
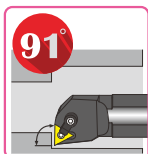
●Insert Detail : TN□□1604□□→Ref.Page-T

●Recommend you to choose our patent products E-Type.

●Sleeve refer Page-310~314

Boring Bar

MTFN

 Boring Bar
 Right Hand Show


Shank	Model No	Stock		Min. Bore Dia. ØB	D	F	K	L	Insert	Shim	Screw of shim	Clamp	Screw	Wrench	Price					
		R	L																	
S	S20R-MTFNR/L16	●	●	25	20	13	17	200	TN□□ 1604□□	-	LCS-510	CP50-21	CS70-20	LW020 LW025						
	S25R-MTFNR/L16	●	●	32	25	17	12	200												
	S32S-MTFNR/L16	●	●	40	32	22	10	250												
	S40T-MTFNR/L16	●	●	50	40	27	10	300							SMT-322	LCS-513	CP50-22	CS70-21	LW020 LW030	
	S50U-MTFNR/L16	●	●	63	50	35	8	350										CS70-22		

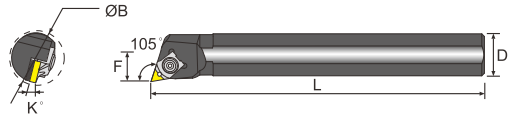
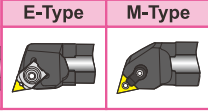
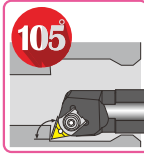
●Insert Detail : TN□□1604□□→Ref.Page-T

●Recommend you to choose our patent products E-Type.

●Sleeve refer Page-310~314

ETQN

Boring Bar
Right Hand Show



Shank	Model No	Stock		Min. Bore Dia. ØB	D	F	K°	L	Insert	Shim	Screw of shim	Clamp	Screw	Clasp	Wrench	Price							
		R	L																				
S	S20R-ETQNR/L16	●	●	25	20	13	17	200	TN□□ 1604□□	-	LT-2	TN16-2	CS60E	C-5	LW025 LW030								
	S25R-ETQNR/L16	●	●	32	25	17	12	200															
	S32S-ETQNR/L16	●	●	40	32	22	10	250									SMT-322	LT-4	TN16-3	CS80	C-6	LW025 LW040	
	S40T-ETQNR/L16	●	●	50	40	27	10	300															
	S50U-ETQNR/L16	●	●	63	50	35	8	350															

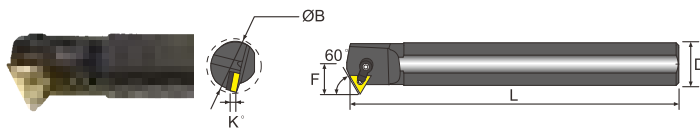
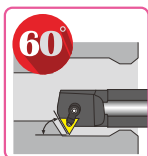
Shank	Model No	Stock		Min. Bore Dia. ØB	D	F	K°	L	Insert	Shim	Screw of shim	Clamp	Screw	Wrench	Price						
		R	L																		
S	S20R-MTQNR/L16	●	●	25	20	13	17	200	TN□□ 1604□□	-	LCS-510	CP50-21	CS70-20	LW020 LW025							
	S25R-MTQNR/L16	●	●	32	25	17	12	200													
	S32S-MTQNR/L16	●	●	40	32	22	10	250								SMT-322	LCS-513	CP50-22	CS70-21	LW020 LW030	
	S40T-MTQNR/L16	●	●	50	40	27	10	300													
	S50U-MTQNR/L16	●	●	63	50	35	8	350													

- Insert Detail : TN□□1604□□→Ref.Page-T
- Recommend you to choose our patent products E-Type.
- Sleeve refer Page-310~314

Boring Bar

G BORING BAR



MTWN Boring Bar
 Right Hand Show


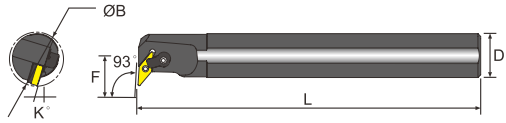
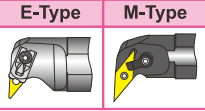
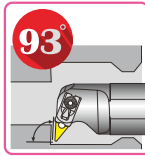
Shank	Model No	Stock		Min. Bore Dia. ØB	D	F	K°	L	Insert	Shim	Screw of shim	Clamp	Screw	Wrench	Price
		R	L												
S	S16Q-MTWNR/L16	●	●	21	16	11	20	150	TN□□ 1604□□	-	LCS-510	CP50-21	CS70-20	LW020 LW025	
	S20R-MTWNR/L16	●	●	27	20	14	17	200							
	S25R-MTWNR/L16	●	●	32	25	17	12	200							
	S32S-MTWNR/L16	●	●	39	32	20	17	250		SMT-322	LCS-513	CP50-22	CS70-21	LW020 LW030	
	S40T-MTWNR/L16	●	●	50	40	24	15	300							
	S50U-MTWNR/L16	●	●	57	50	29	12	350							

- Insert Detail : TN□□1604□□→Ref.Page-T
- Recommend you to choose our patent products E-Type.
- Sleeve refer Page-310~314

Boring Bar

G
 BORING BAR


EVUN Boring Bar
Right Hand Show



Shank	Model No	Stock		Min. Bore Dia. ØB	D	F	K	L	Insert	Shim	Screw of shim	Clamp	Screw	Clasp	Wrench	Price
		R	L													
S	S40T-EVUNR/L16	●	●	50	40	26	15	300	VN□□ 1604□□	SMV-322	LT-3	VN16	CS60E	C-5	LW025 LW030	
	S50U-EVUNR/L16	●	●	63	50	32	12	350								

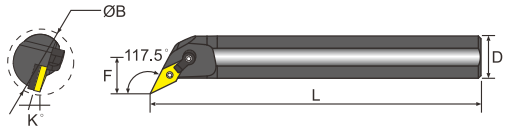
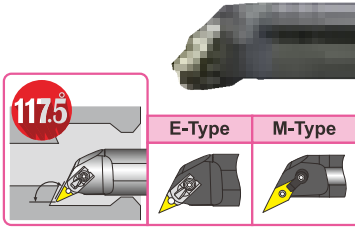
Shank	Model No	Stock		Min. Bore Dia. ØB	D	F	K	L	Insert	Shim	Screw of shim	Clamp	Screw	Wrench	Price
		R	L												
S	S25R-MVUNR/L16	●	●	36	25	20	12	200	VN□□ 1604□□	SMV-322	LCS-513	CP50-22	CS70-21	LW020 LW030	
	S32S-MVUNR/L16	●	●	42	32	22	17	250							
	S40T-MVUNR/L16	●	●	50	40	26	15	300							
	S50U-MVUNR/L16	●	●	63	50	32	12	350							

- Insert Detail : VN□□1604□□→Ref.Page-W
- Recommend you to choose our patent products E-Type.
- Sleeve refer Page-310~314

Boring Bar

G
BORING BAR

- C
- E**
- D
- S
- T
- M**
- VN
- W
- S**
- ER/IR

EVQN Boring Bar
 Right Hand Show


Shank	Model No	Stock		Min. Bore Dia. ØB	D	F	K	L	Insert	Shim	Screw of shim	Clamp	Screw	Clasp	Wrench	Price
		R	L													
S	S40T-EVQNR/L16	●	●	50	40	26	15	300	VN□□ 1604□□	SMV-322	LT-3	VN16	CS60E	C-5	LW025 LW030	
	S50U-EVQNR/L16	●	●	63	50	32	12	350								

Boring Bar

G
 BORING BAR

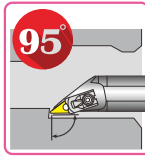
Shank	Model No	Stock		Min. Bore Dia. ØB	D	F	K	L	Insert	Shim	Screw of shim	Clamp	Screw	Wrench	Price
		R	L												
S	S25R-MVQNR/L16	●	●	32	25	20	12	200	VN□□ 1604□□	SMV-322	LCS-513	CP50-22	CS70-21	LW020 LW030	
	S32S-MVQNR/L16	●	●	42	32	22	17	250							
	S40T-MVQNR/L16	●	●	50	40	26	15	300							
	S50U-MVQNR/L16	●	●	63	50	32	12	350							

- Insert Detail : VN□□1604□□→Ref.Page-W
- Recommend you to choose our patent products E-Type.
- Sleeve refer Page-310~314

- C
- D
- S
- T
- VN
- W
- ER/IR

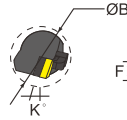
EVLN

Boring Bar
Right Hand Show



E-Type

M-Type



Shank	Model No	Stock		Min. Bore Dia. ØB	D	F	K	L	Insert	Shim	Screw of shim	Clamp	Screw	Clasp	Wrench	Price
		R	L													
S	S40T-EVLNR/L16	●	●	50	40	26	15	300	VN□□ 1604□□	SMV-322	LT-3	VN16	CS60E	C-5	LW025 LW030	
	S50U-EVLNR/L16	●	●	63	50	32	12	350								

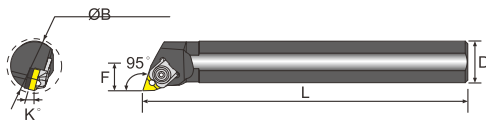
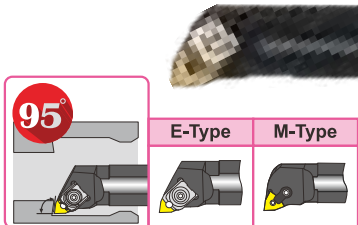
Shank	Model No	Stock		Min. Bore Dia. ØB	D	F	K	L	Insert	Shim	Screw of shim	Clamp	Screw	Wrench	Price
		R	L												
S	S25R-MVLNR/L16	●	●	36	25	20	12	200	VN□□ 1604□□	SMV-322	LCS-513	CP50-22	CS70-21	LW020 LW030	
	S32S-MVLNR/L16	●	●	42	32	22	17	250							
	S40T-MVLNR/L16	●	●	50	40	26	15	300							
	S50U-MVLNR/L16	●	●	63	50	32	12	350							

- Insert Detail : VN□□1604□□→Ref.Page-W
- Recommend you to choose our patent products E-Type.
- Sleeve refer Page-310~314

Boring Bar

G BORING BAR



EWLN Boring Bar
 Right Hand Show


Shank	Model No	Stock		Min. Bore Dia. ØB	D	F	K	L	Insert	Shim	Screw of shim	Clamp	Screw	Clasp	Wrench	Price
		R	L													
S	S20R-EWLN/L06	●	●	25	20	13	17	200	WN□□ 0604□□	-	LT-2	WN06-2	CS60E	C-5	LW025 LW030	
	S25R-EWLN/L06	●	●	32	25	17	14	200	WN□□ 0804□□		LW-3	WN08-3				
	S25R-EWLN/L08	●	●	32	25	17	14	200		WN□□ 0804□□	SMW-422	WN08-4	CS80	C-6	LW030 LW040	
	S25T-EWLN/L08	●	●	32	25	17	14	300								
	S32S-EWLN/L08	●	●	40	32	22	14	250	WN□□ 0804□□	SMW-422	WN08-4	CS80	C-6	LW030 LW040		
	S32U-EWLN/L08	●	●	40	32	22	14	350								
	S40T-EWLN/L08	●	●	50	40	27	12	300	WN□□ 0804□□	SMW-422	WN08-4	CS80	C-6	LW030 LW040		
	S40W-EWLN/L08	●	●	50	40	27	12	450								
	S50U-EWLN/L08	●	●	63	50	35	12	350	WN□□ 0804□□	SMW-422	WN08-4	CS80	C-6	LW030 LW040		
	S50Y-EWLN/L08	●	●	63	50	35	12	500								

Boring Bar

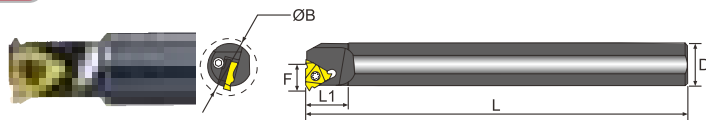
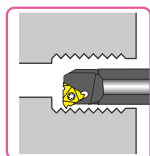
G
 BORING BAR

Shank	Model No	Stock		Min. Bore Dia. ØB	D	F	K	L	Insert	Shim	Screw of shim	Clamp	Screw	Wrench	Price
		R	L												
S	S16Q-MWLN/L06	●	●	22	16	11	20	180	WN□□ 0604□□	-	LCS-510	CP50-21	CS70-20	LW020 LW025	
	S20R-MWLN/L08	●	●	25	20	13	17	200	WN□□ 0804□□		LCS-511				
	S25R-MWLN/L08	●	●	32	25	17	14	200		WN□□ 0804□□	SMW-422	LCS-617	CP50-22	CS70-21	LW025 LW030
	S32S-MWLN/L08	●	●	40	32	22	14	250							
	S40T-MWLN/L08	●	●	50	40	27	12	300	WN□□ 0804□□	SMW-422	LCS-617	CP50-22	CS70-22	LW030	
	S50U-MWLN/L08	●	●	63	50	35	12	350							

- Insert Detail : WN□□0804□□→Ref.Page-X
- Recommend you to choose our patent products E-Type.
- Sleeve refer Page-310~314

SIN Threading Boring Bar
Right Hand Show

New Specification Arrival



Shank	Model No	Stock		Min. Bore Dia. ØB	D	F	L	L1	Insert	Shim	Shim	Screw	Screw	Wrench	Wrench	Price
		R	L													
S	SNR0005H-06	●		6.4	12	3.2	100	10	08IR			CS20		T-6		
	SNR0008K-08	●		9	16	4.2	125	15	08IR			CS22		T-7		
	SINR/L-1012-11	●	●	11	12	5.8	150	25	11 IR/ER	-	-	CS30	-	T-10	-	
	SINR/L-1210-11	●	●	12	10	6	150	25								
	SINR/L-1216-11	●	●	12	16	6	150	25	16 IR/ER	-	-	CS35	-	-	-	
	SINR/L-1516-11	●	●	15	16	7.5	150	30								
	SINR/L-1616-16	●	●	16	16	8	150	20	16 IR/ER	-	-	CS35	-	-	-	
	SINR/L-2016-16	●	●	20	16	10	150	20								
	SINR/L-2420S-16	●	●	24	20	12.3	180	20	16 IR/ER	-	-	CS35	-	-	-	
	SINR/L-3025S-16	●	●	30	25	15	200	25								
	SINR/L-3732S-16	●	●	37	32	18.5	250	45	16 IR/ER	AI16	AE16	CS35 115	CS6-0306	-	LW025	
	NEW SINR/L-4440S-16	●	●	44	40	22.4	300	60								
	NEW SINR/L-5450S-16	●	●	54	50	27.4	350	75	16 IR/ER	-	-	CS35 115	CS6-0306	T-15	-	
	SINR/L-3025S-22	●	●	30	25	16.2	200	25								
	SINR/L-3732S-22	●	●	37	32	19	250	45	22 IR/ER	AI22	AE22	CS45 115	CS6-0406	-	LW030	
	NEW SINR/L4740S-22	●	●	46	40	23.9	300	60								
	NEW SINR/L5750S-22	●	●	56	50	28.9	350	75	11 IR/ER	-	-	CS30	-	T-10	-	
	NEW SINR/L-0010-11-125			12	10	7	125	-								
	SINR/L-0012-11-125	●	●	15	12	8	125	-	16 IR/ER	-	-	CS35	-	T-15	-	
	SINR/L-0016-16-150	●	●	20	16	10.9	150	-								

※ Continued on next page.

Threading Boring Bar

G
BORING BAR



Shank	Model No	Stock		Min. Bore Dia. ØB	D	F	L	L1	Insert	Shim	Shim	Screw	Screw	Wrench	Wrench	Price
		R	L													
C	CINR/L-0010-11	●		13	10	7	150	-	11 IR/ER	-	-	CS30	-	T-10	-	
	CINR/L-0012-11	●		15	12	8	150	-	11 IR/ER	-	-	CS30	-	T-10	-	
	CINR/L-0016-16	●		20	16	10.9	150	-	16 IR/ER	-	-	CS35	-	T-15	-	

- Insert Detail : 06IR、08IR、11ER/IR、16ER/IR→Ref.Page-AQ~AR
- ER : Left hand insert.
- IR : Right hand insert.
- Sleeve refer Page-310~314

Boring Bar

G
 BORING BAR
