




NXJ-1A



NXJ-2A

**Application**

NXJ series cluster tension clamp is suitable for both ends of overhead line terminal or tension section below 1kV. It can fix or tighten insulated conductors. The products are divided into four forms: NXJ-A, NXJ-B and NXJ-P.

**Performance**

NXJ series cluster tension clamp adopts four-core or two-core parallel groove and groove structure. After clamping the insulated wire (without stripping the insulating layer), tightening the bolt, the clamped wire can be bundled. After anchoring the tension ring, the tension ring can be tightened and fixed, and a greater grip force can be obtained.

**Specification**

Specification	Applicable Conductor Scope	Grasp the Force
NXJ-1A	16~50	11.7
NXJ-2A	70~120	17.3
NXJ-1B	4×4	-

**BYD Type Electric-Check Earthing Ring Device**



**Application**


The utility model is used for the power line electrification and grounding interface in overhead insulated lines.

**Performance**

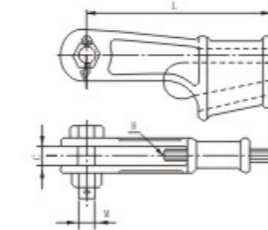
- Simple structure and easy installation
- Reliable grounding
- Good insulation

**Specification**

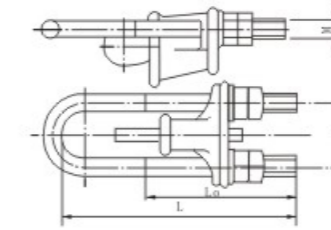
Type	Applicable conductor range	Note
BYD-1	16~120	Small specification
BYD-2	50~240	Large specification
SL-BYD-3	50~240	Copper-aluminium electroscope ring



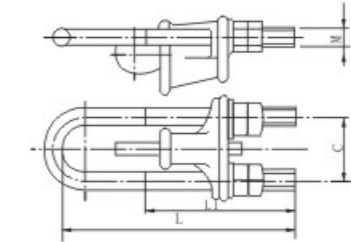
NX wedge clamp



NUT clamp (adjustable)



NUT clamp



**Parameters of NUT connectors**

Type	Steel Wire Dia (mm)	Dimensions (mm)				Rated damage load(kN)	Weight (kg)
		C	M	L	L1		
NUT-1	6.6-7.8	56	16	350	200	45	2.10
NUT-2	9.0-11.0	62	18	430	250	88	3.20
NUT-3	13.0-14.0	74	22	500	300	143	5.40
NUT-4	15.0-16.0	82	24	580	300	164	7.20

**Parameters of NU connectors**

Type	Steel Wire Dia (mm)	Dimensions (mm)				Rated damage load(kN)	Weight (kg)
		C	M	L	L0		
NU-1	6.6-7.8	56	16	290	70	45	1.92
NU-2	9.0-11.0	62	18	290	70	88	2.61
NU-3	13.0-14.0	74	22	290	60	143	4.21
NU-4	15.0-16.0	82	24	340	70	164	7.27

**Parameters of wedge clamp**

Type	Steel Wire Dia (mm)	Dimensions (mm)				Rated damage load(kN)	Weight (kg)
		C	M	L	R		
NX-1	6.6-7.8	18	16	150	6.0	45	1.19
NX-2	9.0-11.0	20	18	180	7.3	88	1.76
NX-3	13.0-14.0	24	24	200	7.3	143	3.20
NX-4	15.0-16.0	28	27	220	8.0	164	5.30

Note: The body and wedge of the clamp are malleable cast iron, hot galvanized. The closed pins are stainless steel castings and the rest are hot-dip galvanized steel.