

## CBB21 Metallized Polypropylene Film Capacitor

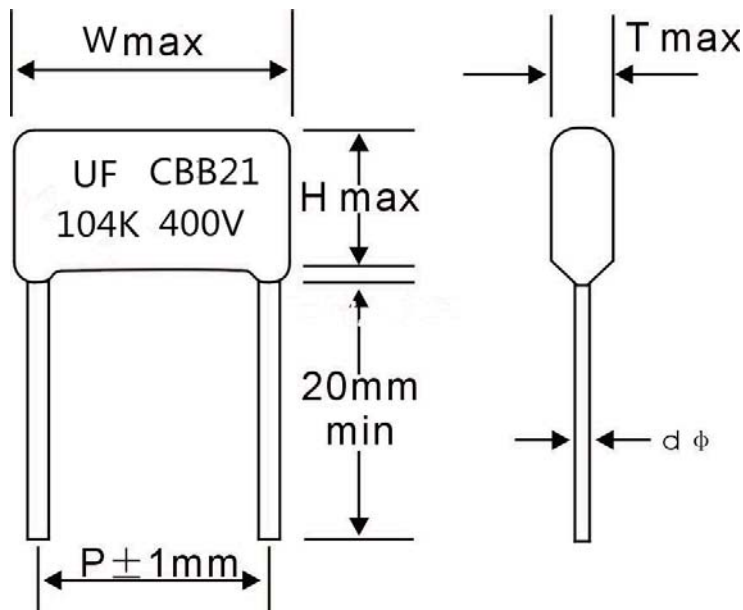
### ■ FEATURES

- Non-inductive, epoxy dip coated, high moisture resistance.
- Dissipation factor is normally low and it is stable against high frequency and change of temperature.
- Remcommended for high-frequency circuits like s-curve compensating circuit.
- High reliability because of its excellent Self-Healing performance.

### ■ SPECIFICATIONS

- Operating Temperature -40°C ~ +105°C
- Rated Voltage (V.DC) 100V(2A), 250V(2E), 400V(2G), 630V(2J).
- Capacitance Range 0.01 ~ 10.0 μF
- Capacitance Tolerance ±5%, ±10%
- Insulation Resistance
  - U<sub>R</sub> > 100V C ≤ 0.33 μF IR ≥ 25000 MΩ
  - C > 0.33 μF IR ≥ 7500s
  - U<sub>R</sub> < 100V C ≤ 0.33 μF IR ≥ 12500 MΩ
  - C > 0.33 μF IR ≥ 3750s
- Dissipation Factor ≤ 0.002 (at 1KHz) (typical 0.001 max)

### ■ OUTLINE DRAWING



### ■ HOW TO ORDER

<u>CBB21</u>	<u>F</u>	<u>104</u>	<u>K</u>	<u>0250</u>	<u>0100</u>	<u>B</u>	<u>000</u>
<u>Type</u>	<u>Material Code</u>	<u>Capacitance Code</u>	<u>Tolerance</u>	<u>Rated Voltage</u>	<u>Size Code</u>	<u>Package Code</u>	<u>Suffix Indicate Special Requirement</u>
CBB21	F: Plastic Film Cap For CBB21	pF Code: 1st two digits represent significant figures 3rd digit represents multiplier (number of zeros to follow) 105 = 1uF 104 = 0.1uF 103 = 0.01uF	J: +/-5% K: +/-10%	<u>For DC Voltage</u> 0100: 100VDC 0250 :250VDC 0400: 400VDC 0630: 630VDC	<u>Pitch Size Code</u> 0100: pitch size 10mm 0150: pitch size 15mm 0225: pitch size 22.5mm 0275: pitch size 27.5mm	B: Bulk A: Ammo Taped	000: Indicating Standard  If for cut leads or long leads: 000: mean standard LL 035: cut leads to 3.5mm 040: cut leads to 4mm 250: 25mm long leads

Standard Size Table 1

VDC uF	100VDC					250VDC				
	W <sub>max</sub>	T <sub>max</sub>	H <sub>max</sub>	d	P	W <sub>max</sub>	T <sub>max</sub>	H <sub>max</sub>	d	P
0.01	13	7	10	0.6	10	13	7	11	0.6	10
0.012~0.015	13	6	10	0.6	10	13	6	10	0.6	10
	10.5	5.5	7.5	0.6	7.5					
0.022~0.027	13	8	12	0.6	10	13	8	12	0.6	10
	10.5	6	10	0.6	7.5	18	7	10	0.8	15
0.033	13	7	11	0.6	10	13	7	11	0.6	10
	10.5	6.5	9.5	0.6	7.5					
0.039~0.047	13	6.5	10	0.6	10	13	6.5	10	0.6	10
0.056	10.5	7	10	0.6	7.5	13	7	10	0.6	10
0.068	13	6.5	10	0.6	10	13	6.5	10	0.6	10
0.1	13	7	11	0.6	10	13	7	11	0.6	10
0.15	13	8	12	0.6	10	13	8	12	0.6	10
0.22	13	8	12	0.6	10	13	9.5	13.5	0.6	10
	18	7.5	12	0.8	15	18	7.5	12	0.8	15
0.33	18	8.5	13	0.8	15	18	8.5	13	0.8	15
0.47	18	9.5	14	0.8	15	18	9.5	14	0.8	15
						23	7.5	14	0.8	20
0.68	23	9	16	0.8	20	23	9	16	0.8	20
1.0						23	10.5	16.5	0.8	20
	23	10.5	16.5	0.8	20	25	10	17	0.8	22.5
1.2	23	12	18	0.8	20	23	12	18	0.8	20
						25	11	18	0.8	22.5
1.5						25	12.5	18.5	0.8	22.5
	31	10	19	0.8	27.5	31	10	19	0.8	27.5
2.2	31	12	21	0.8	27.5	31	12	21	0.8	27.5
3.3	31	15	24	0.8	27.5	31	15	24	0.8	27.5

For any special requirement, please contact our sales.

## Standard Size Table 2

VDC uF	400VDC					630VDC				
	W <sub>max</sub>	T <sub>max</sub>	H <sub>max</sub>	d	P	W <sub>max</sub>	T <sub>max</sub>	H <sub>max</sub>	d	P
0.01	13	7	10	0.6	10	13	7	10	0.6	10
0.012~0.015	13	6	10	0.6	10	13	6	10	0.6	10
0.018~0.022						13	8	12	0.6	10
	13	8	12	0.6	10	18	6	10	0.8	15
0.033~0.036	13	7	11	0.6	10	13	7	11	0.6	10
	18	7	11	0.6	15	18	7	11	0.6	15
0.039	13	7	11	0.6	10					
0.047	13	6.5	10	0.6	10	13	6.5	12	0.6	10
	18	6.5	10	0.6	15	18	6	10	0.8	15
0.068	13	7	10	0.6	10	13	8	12.5	0.6	10
	18	6	11	0.6	15	18	7	11	0.8	15
0.1	13	7	11	0.6	10	18	9.5	15	0.8	15
	18	8	12	0.8	15					
0.15	18	8	12	0.8	15	18	9	14	0.8	15
0.22	18	9	13.5	0.8	15	18	10	15	0.8	15
0.33~0.39	18	10.5	15	0.8	15					
	23	9	14	0.8	20	25	10	16	0.8	22.5
0.47						23	12	19	0.8	20
	23	10	15	0.8	20	25	11	18	0.8	22.5
	25	9.5	15	0.8	22.5					
0.56	23	10.5	16	0.8	20	31	11	18	0.8	27.5
	18	12.5	17.5	0.6	15	25	12.5	19	0.8	22.5
0.68						25	12.5	19.5	0.8	22.5
	25	10	17	0.8	22.5	31	11	18.5	0.8	27.5
0.82	25	11	18	0.8	22.5					
1.0	25	11	20	0.8	22.5	31	13	22	0.8	27.5
	31	10	18	0.8	27.5	25	15.5	24	0.8	22.5
1.5	31	12	20	0.8	27.5	31	16.5	25	0.8	27.5
2	31	14.5	22.5	0.8	27.5					
2.2	31	15	23	0.8	27.5					
3.3	31	18	26.5	0.8	27.5	31	15.5	24	0.8	27.5

For any special requirement, please contact our sales.

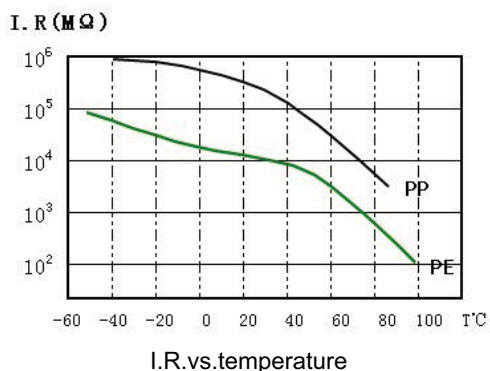
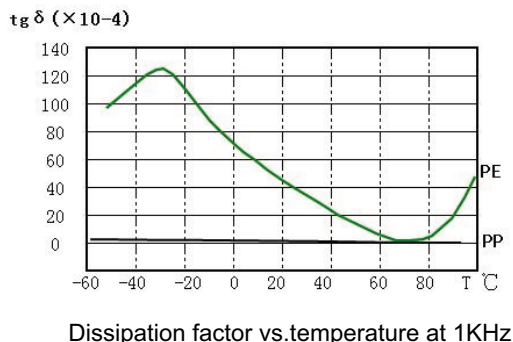
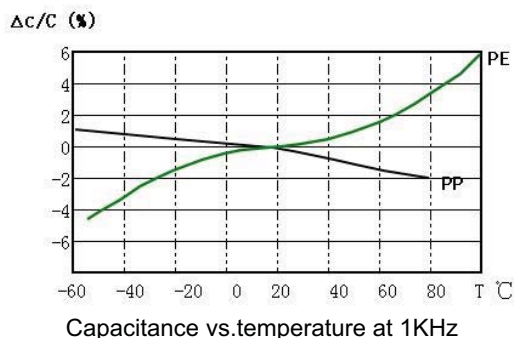
#### ■ Storage conditions

Temperature: 20±5°C Humidity: 65±5%RH

Recommended Storage Time: Bulk package 24 months; Ammo Taped 12 months

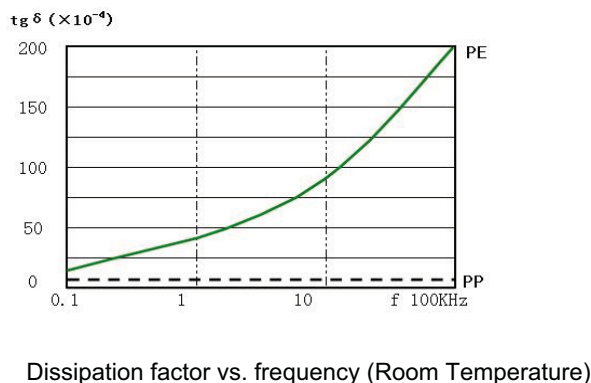
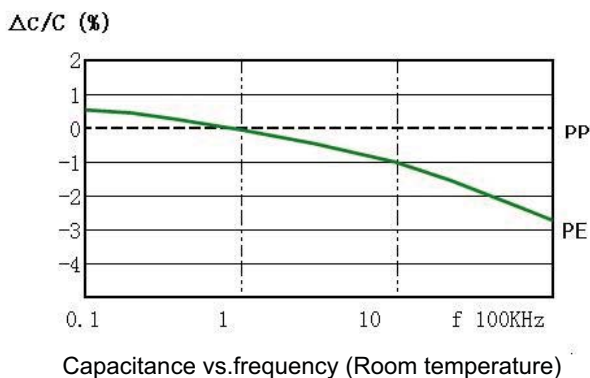
## Film capacitor characteristics typical curve

### Temperature Characteristics

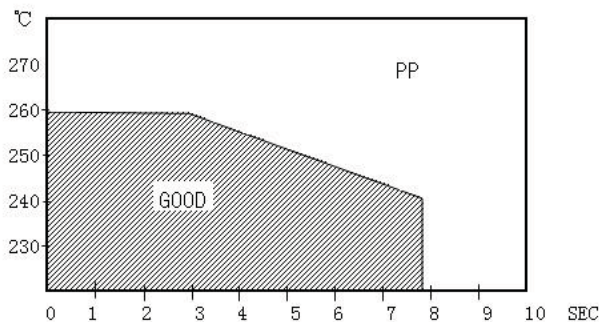
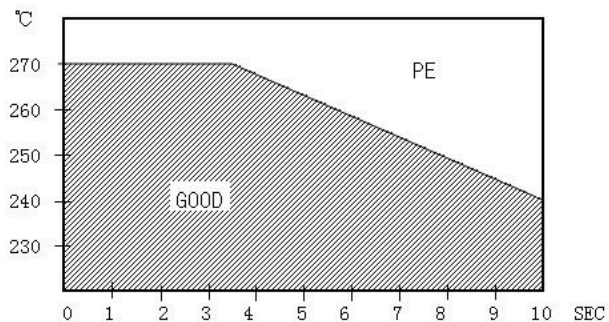


PE: Polyester Film  
 PP: Polypropylene Film

### Frequency Characteristics



### Soldering temperature vs time



Important Note: CL21 metallized polyester capacitors is not suitable for reflow soldering welding.