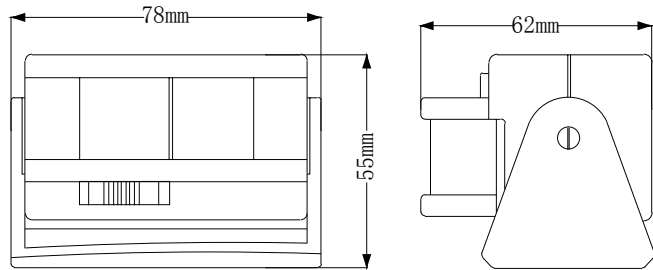


PD-AL2 MINI Sensor Alarm Instruction



Summary

This product is adopted the high sensitivity detector, integrated circuit and SMT technology; It gathers automatic, convenient, safety and practical function; The wide detection range is made of up and down, left and right service field. It utilizes human motion infrared rays as control signals, when human enter into detection fields, it will start the sound system (dingdong, alarm) to call attention that person enters into detection fields; It could protect you all-weather and it will give safety you never have for your family and travel ; Its using range is wide and its installation is easy.

Feature


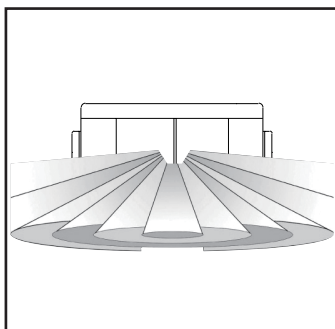
- The shape is cabinet; Its detection range is wide and installation is easy(It can be fastened with screw or double-faced glue);
- It has double functions of receiving information (dingdong) and alarm;
- It can be used indoor and in travelling, it can be installed level or vertical and also laid on the stable furniture.
- Its degree can be adjusted freely after installation and the range is wide.

Specifications

Power source: DC 9V
Detection range: 8m (Max)
Detection angle: 140°
Switch state: alarm/off/dingdong
Working temperature: -10°C~+40°C

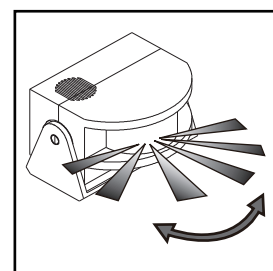
Working humidity: <93 %RH
Detection motion speed: 0.6~1.5m/s
Static current: <60μA
Alarm time delay: 15s
Alarm volume: >50db

Sensor information



8m

Correct moving orientation

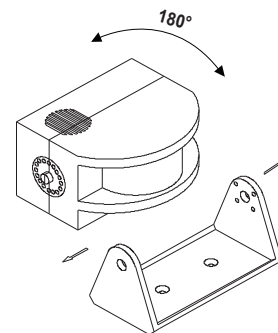


140°

Detection angle

Installation and usage

- Open both-sides of the support outward lightly, take out the sensor body
- Open the battery lid on the sensor, put 9v battery on it and you could use it after 15s.

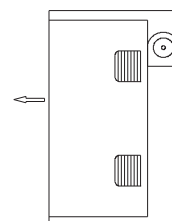


Switch function

ALARM: It will be 10s time-delay if you turn “OFF” to “ALARM”, that is, it will not alarm within 10s even if there is detection signal and it will alarm quickly when you trigger it after 10s.the alarm time is 15s.

OFF: The sensor doesn't work.

CHIME: if you trigger it, it will give 2~3 times ‘dingdong” sound and then stop automatically.



Note

Please don't hit the sensor and detection windows with hard or rough object

Please don't install the sensor in the sunlight, raining and high humidity zone;

Please don't install the sensor near heat or air current changed zone;

Please take out the battery in order to avoid damaging the sensor if you don't use it for long time;

PD-AL2 is not formal alarm and it has limited alarm loudness, so it can call attention to you only, but can't guarantee absolute safety. We don't undertake any responsibility if happen any unexpected event.

Attention

Before switching on battery, you should slide the switch to OFF position.

Warning!

- Please confirm with professional installation.
- Please cut off power supply before installation and removal operations.
- Make sure that you have cut off the power for safety purposes.
- Improper operation caused losses, the manufacturer does not undertake any responsibility.

We are committed to promoting the product quality and reliability, however, all the electronic components have certain probabilities to become ineffective, which will cause some troubles. When designing, we have paid attention to redundant designs and adopted safety quota to avoid any troubles.

This instruction, without our permission, should not be copied for any other purposes.