SHIMGE®
for better life

General Catalogue

SHIMGE PUMP INDUSTRY (ZHEJIANG) CO., LTD.

Submersible Pump for Deep Well

50Hz

Immediately join the Shimge Family by scanning:
https://www.shimgepump.com

SHIMGE PUMP INDUSTRY (ZHEJIANG) CO., LTD.

Add: Dayangcheng Industrial Zone, Daxi Town, Wenling City, Zhejiang Province, Ch
Tel: +86-576-86339960
Fax: +86-576-86337079
Email: admin@shimge.com

January 2024 Edition (No further notice will be given in case of content revisions)

CATALOG

Submersible Pump for Deep Well

- 2.5SGm 01
- 3SGm 05
- 3SPm 10
- 3SEm-T 15
- 3.5SEm-T 19
- 4SG(m) 23
- 4SP(m) 36
- 4SE(m)-T 47
- 4SS(m) 60
- 4TY 66
- 5SE-(T) 74
- 6SE-T(K2) 84
- 6SS(K2) 94
- 4NK(m) 103
- NKm 107
- 4P 110

About Shimge

Founded in 1984 and headquartered in Daxi Town, Wenling City, Zhejiang Province, Shimge Pump Industry (Zhejiang) Co., Ltd. is a limited liability company specialized in the technical research and manufacturing of various pumps, control equipment, and other pump-related products. Shimge currently owns 6 major brands, 14 product lines, over 2,000 product specifications, and 13 subsidiaries.

Shimge's production base in HangZhou, Zhejiang Province

Shimge's production base in SanChiku, Wenling, Zhejiang Province

Shimge's casting parts production base in JiangSu Province

Shimge's casting production base in JiangXi Province

Shimge's casting production base in JiangSu Province

High Quality Production

FOR BETTER LIFE

Shimge sticks on the comprehensive innovation on R&D and production process which commits to improve the production process and efficiency.

On one hand, we strengthen the professional skill of workers by sustaining training, and on the other, we put into the robot automatic production machine instead of manual work. By those ways, we have not only reduced the manufacturing cost, but also improved the product quality and stability.



Strict Quality Control

FOR BETTER LIFE

Since its establishment, Shimge has always actively promoted comprehensive "lean" quality and environment management, and has currently passed ISO9001, ISO14001 and OHSAS18001 certification, introduced excellent performance management in line with GB/T 19580 and established a sound quality assurance system.

SHIMGE has equipped an industry-leading physicochemical testing center,
and its delivery performance inspection platform has reached a precision of grade B (grade 1) in the evaluation conducted by an authoritative agency.
In addition, its products have passed GS, CE and UL certification, and met the specifications of the RoHS Directive.

2.5"Deep Well Pumps

2.5SGm

Performance Range

Max. Flow: 2.4m³/h
Max. Head: 126m

Application Limits

- Max. ambient temperature 40℃ ;
- Maximum permissible quantity of sand:100g/m³ ;
- Hydrogen sulfide content up to 1.5mg/L, chloride ion content up to 400mg/L;
- pH 6.5 to 8.5;
- Maximum: 70 m below the static water table.

Certificate

CE

Application Fields

- Building/construction work/Domestic water supply;
- Irrigation and Small water work;
- Landscaping;
- Water conservancy system;
- Factory.

Features

- Edible oil filled motor, stable& reliable running with pressure regulating membrane;
- Single phase motor equipped with capacitor &current mode thermal protector, convenient for replacement;
- Installation in 2.5" or larger boreholes;
- Brass oil chamber.

Model Instruction

2.5 SG (m) 1 / 22

- Number of Stages
- Rated Flow(m³/h)
- Phase Code: m=Single-Phase, Blank = Three-Phase
- Type Range
- Minimum Suit Boreholes (Inch)

Performance Curve

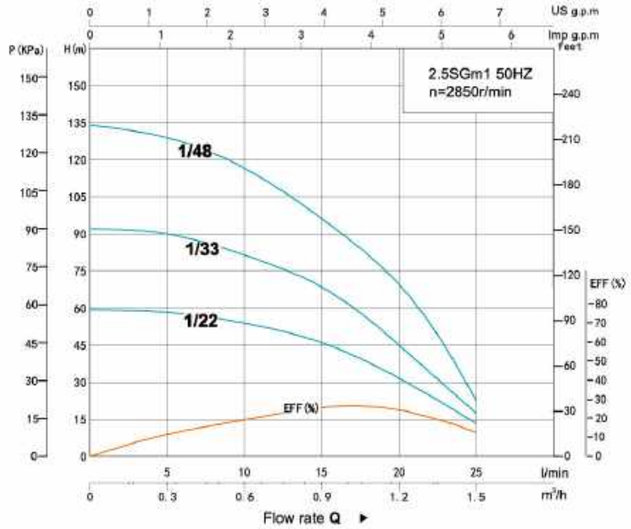

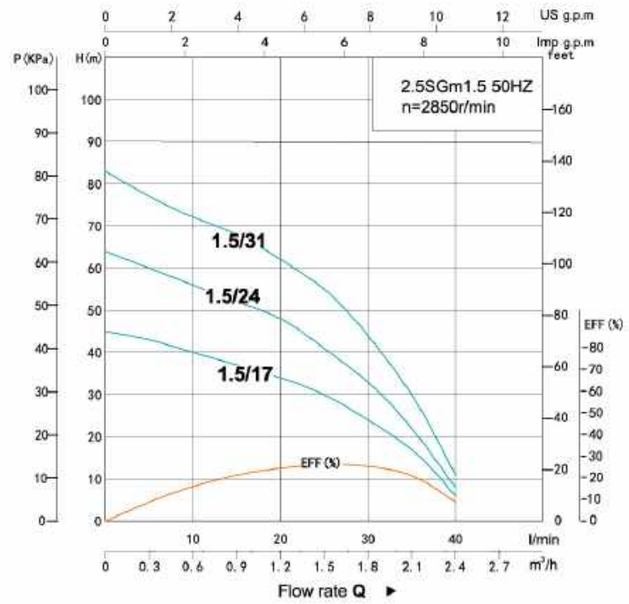

Model	Power		Rate Current (A)	Flow							Head Range (m)
Single-Phase	kW	HP		m³/h	0	0.3	0.6	0.9	1.2	1.5	
220V			220V	l/min	0	5	10	15	20	25	
2.5SGm1/22	0.25	0.33	2		58	57	52	45	31	13	57~25
2.5SGm1/33	0.37	0.5	2.8	H(m)	90	88	78	67	44	17	88~35
2.5SGm1/48	0.55	0.75	4.2		131	126	114	94	68	22	126~55

Model	Power		Rate Current (A)	Flow										Head Range (m)
Single-Phase	kW	HP		m³/h	0	0.3	0.6	0.9	1.2	1.5	1.8	2.1	2.4	
220V			220V	l/min	0	5	10	15	20	25	30	35	40	
2.5SGm1.5/17	0.25	0.33	2		45	43	40	37	34	30	24	17	6	41~21
2.5SGm1.5/24	0.37	0.5	2.8	H(m)	64	60	56	52	48	41	33	22	8	58~28
2.5SGm1.5/31	0.55	0.75	4.2		83	77	72	68	62	55	44	30	11	74~37

Components & Materials

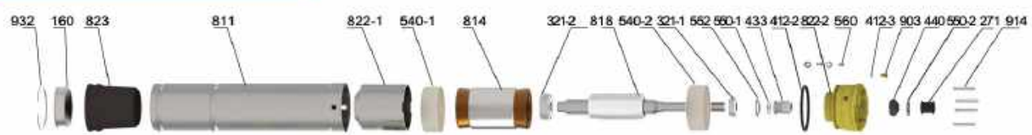

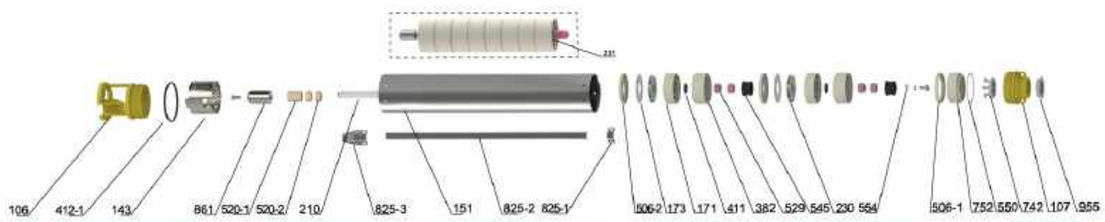

No.	Part name	No.	Part name	No.	Part name
106	Inlet joint	433	Mechanical seal	811	Casing
107	Delivery chamber	440	Anti-sand seat	814	Stator core with winding
143	Net cover	506-1	Valve seat ring	818	Rotor
151	Sleeve	506-2	Inlet joint ring	822-1	Lower bearing block
160	Bottom cover	520	Spacer bush	822-2	Oil chamber
171	Guide vane	520	Spacer bush	823	Pressure regulating film
173	Stainless steel cover plate	529	Ceramic shaft sleeve	825-1	Small pressing plate
210	Pump shaft	540-1	Insulating paper	825-2	Cable pressing plate
230	Impeller	540-2	Insulating paper	825-3	Small pressing plate
231	Impeller string	545	Middle rubber bearing	861	Coupling
271	Anti-sand sleeve	550	Adjusting washer	903	Vent cock
321-1	Deep groove ball bearing	550-1	Flat washer	914	Hexagon socket set screw
321-2	Deep groove ball bearing	550-2	Anti-sand pad	932	Retaining ring
382	Middle bearing block	552	Wave spring	955	Dust cover
411	Wear washer	554	Flat washer		
412-1	O-ring	560	Locating sleeve		
412-2	O-ring	742	Bonnet		
412-3	O-ring	752	Valve seat		

Dimensions & Weight

Model	Pipe Connedtion (DN)	Dim. (mm)		N.W.(kg)	
Single-phase		B	A Single-Phase	Body(kg)	Motor(kg) M(Single-phase)
2.5SGm1/22	G1	626	967	2.6	4.3
2.5SGm1/33		864	1245	3.6	5.2
2.5SGm1/48		1179	1610	5	6.2

Model	Pipe Connedtion (DN)	Dim. (mm)		N.W.(kg)	
Single-phase		B	A Single-Phase	Body(kg)	Motor(kg) M(Single-phase)
2.5SGm1.5/17	G1	639	980	2.5	4.3
2.5SGm1.5/24		825	1206	3.3	5.2
2.5SGm1.5/31		1034	1465	4	6.2

Packing Size & Weight

Model	Dim. (mm)	G.W.(kg)	20"LoadinE Qty.(pcs)
Single-phase	Pump(L×W×H)		
2.5SGm1/22	1300x80x185	8.9	1351
2.5SGm1/33	1600x80x185	10.8	1097
2.5SGm1/48	1900x80x185	13.2	920

Model	Dim. (mm)	G.W.(kg)	20"LoadinE Qty.(pcs)
Single-phase	Pump(L×W×H)		
2.5SGm1.5/17	1300x80x185	8.8	1351
2.5SGm1.5/24	1500x80x185	10.5	1171
2.5SGm1.5/31	1800x80x185	12.2	973

3"Deep Well Pumps

3SGm

Performance Range

Max. Flow: 3.6m³/h
Max. Head: 142m

Application Limits

◎ Max. ambient temperature 40℃ ;
◎ Maximum permissible quantity of sand:100g/m³ ;
◎ pH 6.5 to 8.5;
◎ Maximum: 70 m below the static water table.

Certificate

CE

Application Fields

◎ Building/construction work/Domestic water supply;
◎ Irrigation and Small water work;
◎ Landscaping;
◎ Water conservancy system;
◎ Factory.

Features

◎ Edible oil filled motor, stable& reliable running with pressure regulating membrane;
◎ Single phase motor equipped with start box which built in capacitor &current mode thermal protector, convenient for replacement;
◎ Pump sleeve with screw thread, single stage floating impellers;
◎ Installation in 3" or larger boreholes.

Model Instruction

3 SG m 4 / 4

- Number of Stages
- Rated Flow(m³/h)
- Phase Code: m=Single-Phase, Blank = Three-Phase
- Type Range
- Minimum Suit Boreholes（Inch）

Performance Curve

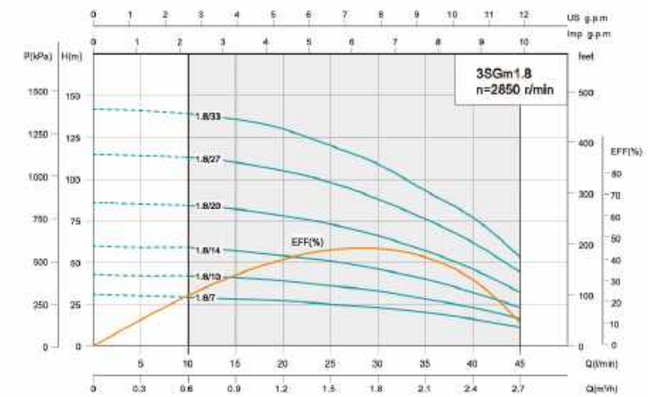

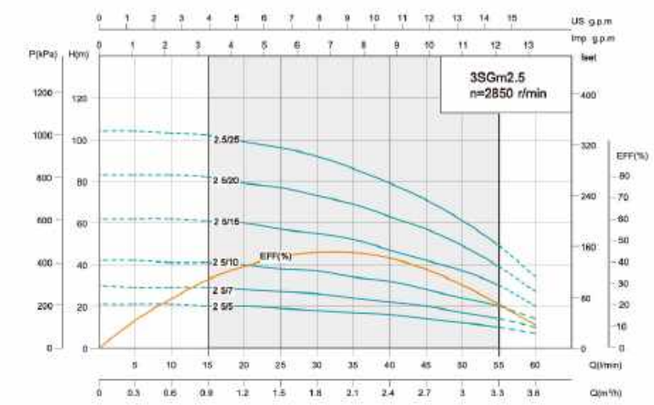

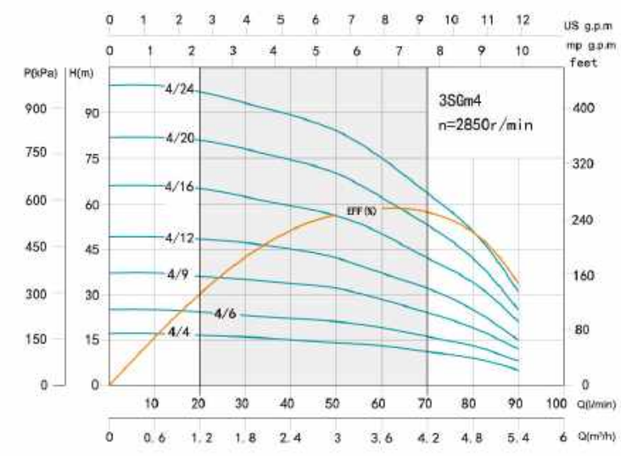

Model	Power		Rate Current (A)	Flow											Head Range (m)
Single-Phase	kW	HP		m³/h	0	0.3	0.6	0.9	1.2	1.5	1.8	2.1	2.4	2.7	
220V			220V	l/min	0	5	10	15	20	25	30	35	40	45	
3SGm1.8/7	0.18	0.25	1.7	H(m)	30	30	29	29	27	25	23	20	16	11	29~11
3SGm1.8/10	0.25	0.33	2.3		43	42	42	41	39	36	33	28	23	16	42~16
3SGm1.8/14	0.37	0.5	3.3		60	59	59	57	54	51	46	40	32	23	59~23
3SGm1.8/20	0.55	0.75	4.6		86	85	84	82	78	73	66	57	46	32	84~32
3SGm1.8/27	0.75	1	6		115	114	113	110	105	98	88	76	62	44	113~44
3SGm1.8/33	1.1	1.5	8.4		142	141	139	136	130	120	109	93	77	53	139~53

Model	Power		Rate Current (A)	Flow								Head Range (m)
Single-Phase	kW	HP		m³/h	0	0.6	1.2	1.8	2.4	3	3.6	
220V			220V	l/min	0	10	20	30	40	50	60	
3SGm2.5/5	0.18	0.25	1.7	H(m)	21	21	20	18	16	12	7	20~10
3SGm2.5/7	0.25	0.33	2.3		30	29	28	26	22	17	10	29~14
3SGm2.5/10	0.37	0.5	3.3		41	41	40	37	32	24	14	41~20
3SGm2.5/15	0.55	0.75	4.6		62	62	60	55	47	37	20	61~30
3SGm2.5/20	0.75	1	6		83	83	79	73	63	49	27	82~39
3SGm2.5/25	1.1	1.5	8.4		104	103	99	92	79	61	34	102~49

Model	Power		Rate Current (A)	Flow											Head Range (m)
Single-Phase	kW	HP		m³/h	0	0.6	1.2	1.8	2.4	3	3.6	4.2	4.8	5.4	
220V			220V	l/min	0	10	20	30	40	50	60	70	80	90	
3SGm4/4	0.18	0.25	2	H(m)	17	17	16	15	15	14	13	11	9	5	16~5
3SGm4/6	0.25	0.33	2.7		25	25	24	23	22	21	19	16	13	8	24~8
3SGm4/9	0.37	0.5	3.8		37	37	36	35	33	32	28	24	19	12	36~12
3SGm4/12	0.55	0.75	5.4		49	49	48	47	45	42	37	32	25	15	48~15
3SGm4/16	0.75	1	6.2		66	66	65	62	59	56	50	42	34	21	65~21
3SGm4/20	0.92	1.25	7.3		82	82	81	78	74	70	62	53	42	25	81~25
3SGm4/24	1.1	1.5	7.9		99	99	97	93	89	84	75	63	51	31	97~31

Components & Materials

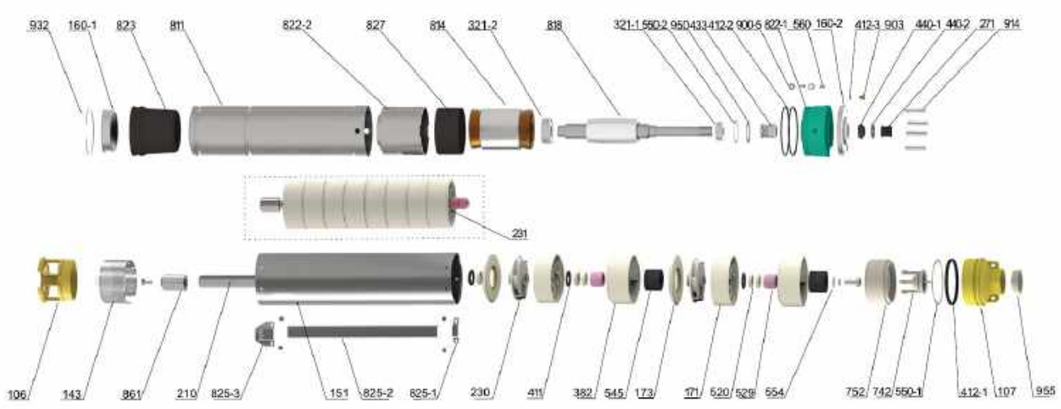

No.	Part name	No.	Part name	No.	Part name	No.	Part name
106	Inlet joint	321-1	Deep groove ball bearing 6202	545	Rubber bearing	825-1	Small pressing plate
107	Delivery chamber	321-2	Deep groove ball bearing 6003	550-1	Adjusting washer	825-2	Cable pressing plate
143	Net cover	382	Bearing block	550-2	Flat washer	825-3	Small pressing plate
151	Sleeve	411	Wear washer	554	Flat washer	827	Lower spacer sleeve
160-1	Bottom cover	412-1	O-ring	560	Locating sleeve	904	Vent cock
160-2	Cover plate	412-2	O-ring	742	Bonnet	904	Vent cock
171	Guide vane	412-3	O-ring	752	Valve seat	914	Hexagon socket flat point set screw
173	Guide vane cover plate	433	Mechanical seal	814	Stator core with winding	932	Retaining ring
210	Pump shaft	440-1	Anti-sand seat	818	Rotor	950	Wave spring
230	Impeller	440-2	Anti-sand pad	822-1	Oil chamber	955	Dust cover
231	Impeller string	520	Spacer bush	822-2	Lower bearing block		
271	Anti-sand sleeve	529	Shaft sleeve	823	Pressure regulating film		

Dimensions & Weight

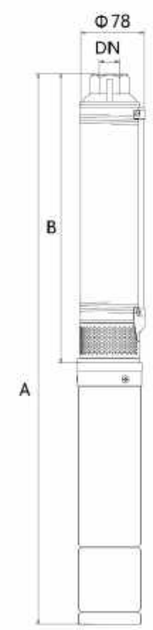

Model	Pipe Connedtion (DN)	Dim. (mm)		N.W.(kg)	
Single-phase		B	A Single-Phase	Body(kg)	Motor(kg) M(Single-phase)
3SGm1.8/7	G1	332	630	1.6	3.9
3SGm1.8/10		399	720	1.9	4.6
3SGm1.8/14		514	865	2.6	5.4
3SGm1.8/20		649	1040	3.7	6.3
3SGm1.8/27		831	1255	4.9	7.1
3SGm1.8/33		966	1475	5.2	9.3

Model	Pipe Connedtion (DN)	Dim. (mm)		N.W.(kg)	
Single-phase		B	A Single-Phase	Body(kg)	Motor(kg) M(Single-phase)
3SGm2.5/5	G1	311	609	1.1	3.9
3SGm2.5/7		367	688	1.4	4.6
3SGm2.5/10		450	801	1.6	5.4
3SGm2.5/15		613	1005	2.7	6.3
3SGm2.5/20		752	1176	3.4	7.1
3SGm2.5/25		916	1425	3.7	9.3

Model	Pipe Connedtion (DN)	Dim. (mm)		N.W.(kg)	
Single-phase		B	A Single-Phase	Body(kg)	Motor(kg) M(Single-phase)
3SGm4/4	G1¼	273	570	1.6	3.9
3SGm4/6		336	658	1.8	4.6
3SGm4/9		430	782	2.1	5.4
3SGm4/12		524	916	2.5	6.3
3SGm4/16		673	1095	2.9	7.1
3SGm4/20		798	1250	3.3	8.5
3SGm4/24		924	1431	4.2	9.3

Packing Size & Weight

Model	Dim. (mm)	G.W.(kg)	20"LoadinE Qty.(pcs)
Single-phase	Pump(L×W×H)		
3SGm1.8/7	915×90×185	6.5	1780
3SGm1.8/10	1010×90×185	7.5	1610
3SGm1.8/14	1150×90×185	9	1410
3SGm1.8/20	1325×90×185	11	1210
3SGm1.8/27	1540×90×185	13	1040
3SGm1.8/33	1760×90×185	15.5	900

Model	Dim. (mm)	G.W.(kg)	20"LoadinE Qty.(pcs)
Single-phase	Pump(L×W×H)		
3SGm2.5/5	920×90×185	6	1770
3SGm2.5/7	1000×90×185	7	1630
3SGm2.5/10	1100×90×185	8	1470
3SGm2.5/15	1300×90×185	10	1240
3SGm2.5/20	1470×90×185	11.5	1090
3SGm2.5/25	1710×90×185	14	930

Model	Dim. (mm)	G.W.(kg)	20"LoadinE Qty.(pcs)
Single-phase	Pump(L×W×H)		
3SGm4/4	920×90×185	6.0	1700
3SGm4/6	980×90×185	7.0	1590
3SGm4/9	1100×90×185	8.0	1420
3SGm4/12	1265×90×185	9.5	1230
3SGm4/16	1435×90×185	10.5	1090
3SGm4/20	1650×90×185	12.5	945
3SGm4/24	1760×90×185	14.5	890

3"Deep Well Pumps

3SPm

Performance Range

Max. Flow: 4.1m³/h
Max. Head: 106m

Application Limits

- Max. ambient temperature 40℃ ;
- Sand content (in mass fraction)up to 0.01%;
- Hydrogen sulfide content up to 1.5mg/L, chloride ion content up to 400mg/L;
- pH 6.5 to 8.5;
- Maximum: 70 m below the static water table.

Certificate

CE

Application Fields

- Building/construction work/Domestic water supply;
- Irrigation and Small water work;
- Landscaping;
- Water conservancy system;
- Factory.

Features

- Edible oil filled motor, stable& reliable running with pressure regulating membrane;
- Single phase motor equipped with start box which built in capacitor &current mode thermal protector, convenient for replacement;
- Pump sleeve with screw thread, single stage floating impellers;
- Installation in 3" or larger boreholes.

Model Instruction

3 SP (m) 2.5/5

- Number of Stages
- Rated Flow(m³/h)
- Phase Code: m=Single-Phase, Blank = Three-Phase
- Type Range
- Minimum Suit Boreholes (Inch)

Performance Curve

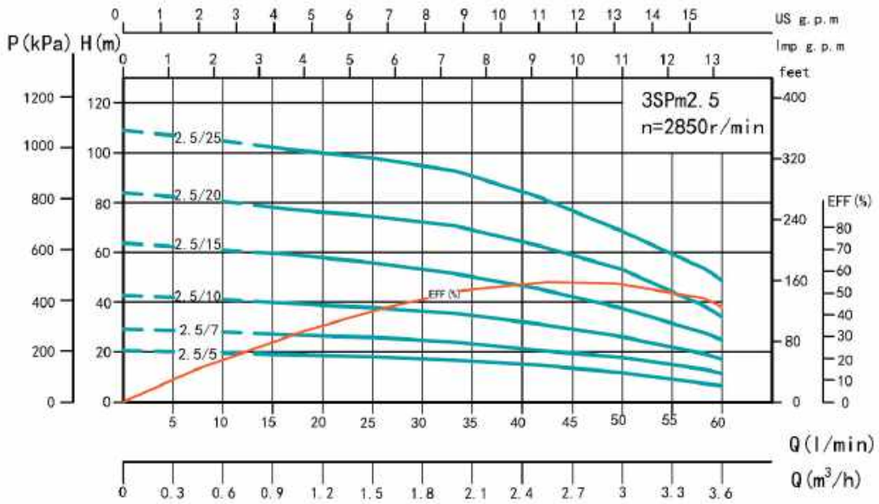

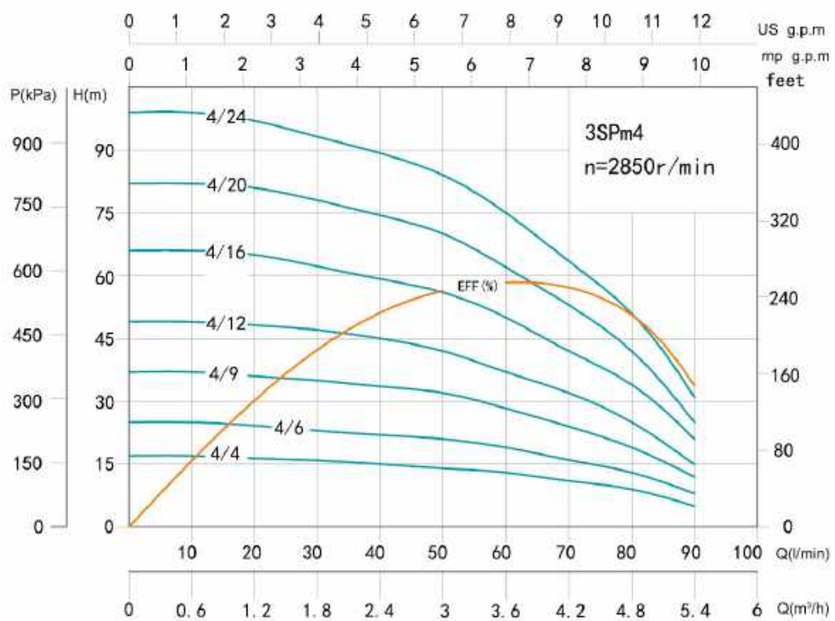

Model	Power		Rate Current (A)	Flow													Head Range (m)
Single-Phase	kW	HP		m³/h	0	0.3	0.6	0.9	1.2	1.5	1.8	2.1	2.4	2.7	3	3.3	
220V			220V	l/min	0	5	10	15	20	25	30	35	40	45	50	55	
3SPm2.5/5	0.18	0.25	2	H(m)	20	20	20	19	19	18	18	17	15	13	12	10	19~10
3SPm2.5/7	0.25	0.33	2.7		29	29	28	27	26	26	25	24	21	19	18	17	27~17
3SPm2.5/10	0.37	0.5	3.8		41	41	40	39	39	38	37	35	33	30	27	24	39~24
3SPm2.5/15	0.55	0.75	5.4		62	61	60	58	58	56	54	51	47	44	40	35	58~35
3SPm2.5/20	0.75	1	6.2		83	82	81	76	76	74	73	70	64	59	53	49	76~49
3SPm2.5/25	1.1	1.5	7.9		106	105	103	101	99	95	93	89	82	77	64	57	101~57

Model	Power		Rate Current (A)	Flow											Head Range (m)
Single-Phase	kW	HP		m³/h	0	0.6	1.2	1.8	2.4	3	3.6	4.2	4.8	5.4	
220V			220V	l/min	0	10	20	30	40	50	60	70	80	90	
3SPm4/4	0.18	0.25	2	H(m)	17	17	16	15	15	14	13	11	9	5	16~5
3SPm4/6	0.25	0.33	2.7		25	25	24	23	22	21	19	16	13	8	24~8
3SPm4/9	0.37	0.5	3.8		37	37	36	35	33	32	28	24	19	12	36~12
3SPm4/12	0.55	0.75	5.4		49	49	48	47	45	42	37	32	25	15	48~15
3SPm4/16	0.75	1	6.2		66	66	65	62	59	56	50	42	34	21	65~21
3SPm4/20	0.92	1.25	7.3		82	82	81	78	74	70	62	53	42	25	81~25
3SPm4/24	1.1	1.5	7.9		99	99	97	93	89	84	75	63	51	31	97~31

Components & Materials

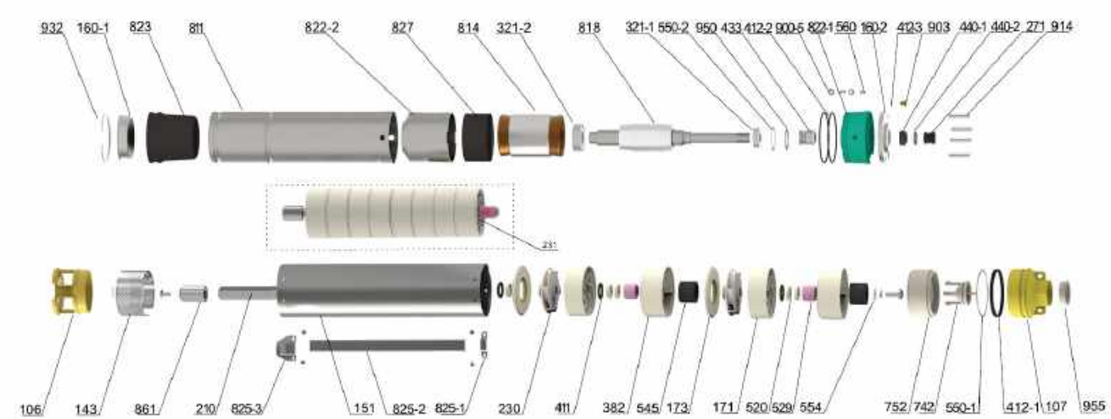

No.	Part name	No.	Part name	No.	Part name	No.	Part name
106	Inlet joint	321-1	Deep groove ball bearing 6202	545	Rubber bearing	825-1	Small pressing plate
107	Delivery chamber	321-2	Deep groove ball bearing 6003	550-1	Adjusting washer	825-2	Cable pressing plate
143	Net cover	382	Bearing block	550-2	Flat washer	825-3	Small pressing plate
151	Sleeve	411	Wear washer	554	Flat washer	827	Lower spacer sleeve
160-1	Bottom cover	412-1	O-ring	560	Locating sleeve	904	Vent cock
160-2	Cover plate	412-2	O-ring	742	Bonnet	904	Vent cock
171	Guide vane	412-3	O-ring	752	Valve seat	914	Hexagon socket flat point set screw
173	Guide vane cover plate	433	Mechanical seal	814	Stator core with winding	932	Retaining ring
210	Pump shaft	440-1	Anti-sand seat	818	Rotor	950	Wave spring
230	Impeller	440-2	Anti-sand pad	822-1	Oil chamber	955	Dust cover
231	Impeller string	520	Spacer bush	822-2	Lower bearing block		
271	Anti-sand sleeve	529	Shaft sleeve	823	Pressure regulating film		

Dimensions & Weight

Model	Pipe Connedtion (DN)	Dim. (mm)		N.W.(kg)	
Single-phase		B	A Single-Phase	Body(kg)	Motor(kg) M(Single-phase)
3SPm2.5/5	G1	311	609	1.1	3.9
3SPm2.5/7		367	688	1.4	4.6
3SPm2.5/10		450	801	1.6	5.4
3SPm2.5/15		613	1005	2.7	6.3
3SPm2.5/20		752	1176	3.4	7.1
3SPm2.5/25		916	1425	3.7	9.3

Model	Pipe Connedtion (DN)	Dim. (mm)		N.W.(kg)	
Single-phase		B	A Single-Phase	Body(kg)	Motor(kg) M(Single-phase)
3SPm4/4	G1¼	273	565	1.6	3.9
3SPm4/6		336	653	1.8	4.6
3SPm4/9		430	777	2.1	5.4
3SPm4/12		524	911	2.5	6.3
3SPm4/16		673	1090	2.9	7.1
3SPm4/20		798	1255	3.3	8.5
3SPm4/24		924	1426	4.2	9.3

Packing Size & Weight

Model	Dim. (mm)	G.W.(kg)	20"LoadinE Qty.(pcs)
Single-phase	Pump(L×W×H)		
3SPm2.5/5	920×90×185	7	1770
3SPm2.5/7	980×90×185	8	1630
3SPm2.5/10	1100×90×185	9.5	1470
3SPm2.5/15	1300×90×185	11.5	1240
3SPm2.5/20	1470×90×185	13	1090
3SPm2.5/25	1710×90×185	16	930

Model	Dim. (mm)	G.W.(kg)	20"LoadinE Qty.(pcs)
Single-phase	Pump(L×W×H)		
3SPm4/4	920×90×185	6	1700
3SPm4/6	980×90×185	7	1590
3SPm4/9	1100×90×185	8	1420
3SPm4/12	1265×90×185	9.5	1230
3SPm4/16	1435×90×185	10.5	1090
3SPm4/20	1650×90×185	12.5	945
3SPm4/24	1760×90×185	14.5	890

3"Deep Well Pumps

3SEm-T

Performance Range

Max. Flow: 3.6m³/h
Max. Head: 142m

Application Limits

- Max. ambient temperature 40℃ ;
- Maximum permissible quantity of sand:100g/m³ ;
- Hydrogen sulfide content up to 1.5mg/L, chloride ion content up to 400mg/L;
- pH 6.5 to 8.5;
- Maximum: 70 m below the static water table.

Certificate

CE

Application Fields

- Building/construction work/Domestic water supply;
- Irrigation and Small water work;
- Landscaping;
- Water conservancy system;
- Factory.

Features

- Edible oil filled motor, stable & reliable running with pressure regulating membrane;
- Single phase motor with built in B Grade oil proofed capacitor &thermal mode protector;
- Available with pump casling with plug, single stage floating impellers;
- Installation in 3" or larger boreholes.

Model Instruction

3 SE (m) 1.8/7 T

- T — Cast Iron
- 7 — Number of Stages
- 1.8 — Rated Flow(m³/h)
- m — Phase Code: m=Single-Phase, Blank = Three-Phase
- SE — Type Range
- 3 — Minimum Suit Boreholes (Inch)

Performance Curve

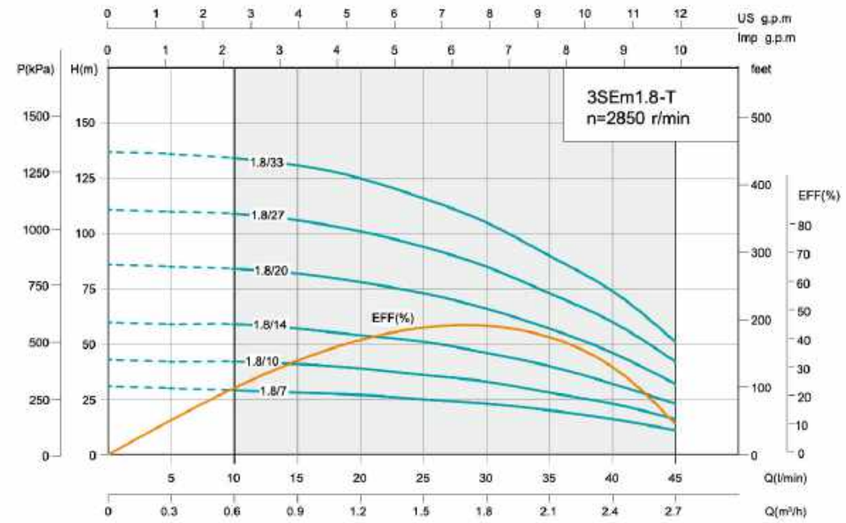

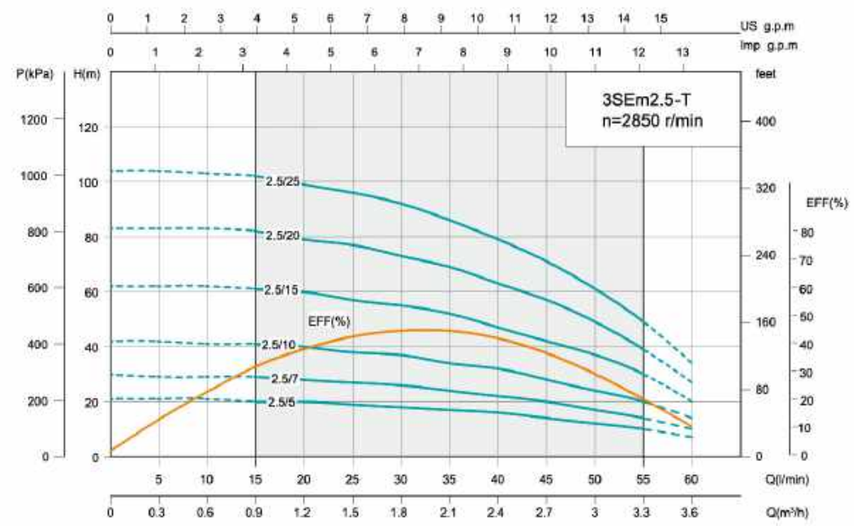

Model	Power		Rate Current (A)	Flow											Head Range (m)
Single-Phase	kW	HP		m³/h	0	0.3	0.6	0.9	1.2	1.5	1.8	2.1	2.4	2.7	
220V			220V	l/min	0	5	10	15	20	25	30	35	40	45	
3SEm1.8/7T	0.18	0.25	1.7	H(m)	30	30	29	29	27	25	23	20	16	11	29~11
3SEm1.8/10T	0.25	0.33	2.3		43	42	42	41	39	36	33	28	23	16	42~16
3SEm1.8/14T	0.37	0.5	3.3		60	59	59	57	54	51	46	40	32	23	59~23
3SEm1.8/20T	0.55	0.75	4.6		86	85	84	82	78	73	66	57	46	32	84~32
3SEm1.8/27T	0.75	1	6		115	114	113	110	105	98	88	76	62	44	113~44
3SEm1.8/33T	1.1	1.5	8.4		142	141	139	136	130	120	109	93	77	53	139~53

Model	Power		Rate Current (A)	Flow														Head Range (m)
Single-Phase	kW	HP		m³/h	0	0.3	0.6	0.9	1.2	1.5	1.8	2.1	2.4	2.7	3	3.3	3.6	
220V			220V	l/min	0	5	10	15	20	25	30	35	40	45	50	55	60	
3SEm2.5/5T	0.18	0.25	1.7	H(m)	21	21	21	20	20	19	18	17	16	14	12	10	7	20~10
3SEm2.5/7T	0.25	0.33	2.3		30	29	29	29	28	27	26	24	22	20	17	14	10	29~14
3SEm2.5/10T	0.37	0.5	3.3		41	42	41	41	40	38	37	34	32	28	24	20	14	41~20
3SEm2.5/15T	0.55	0.75	4.6		62	62	62	61	60	57	55	52	47	42	37	30	20	61~30
3SEm2.5/20T	0.75	1	6		83	83	83	82	79	77	73	69	63	57	49	39	27	82~39
3SEm2.5/25T	1.1	1.5	8.4		104	104	103	102	99	96	92	86	79	71	61	49	34	102~49

Components & Materials

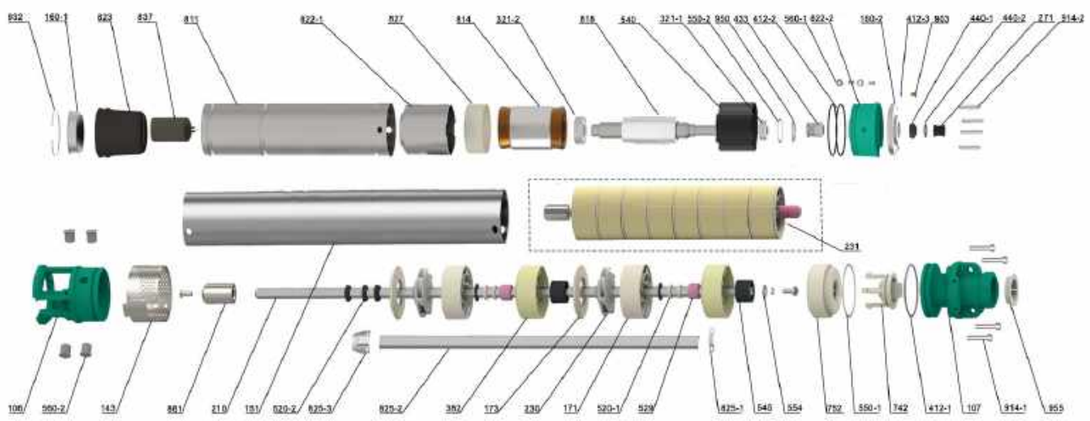

No.	Part name	No.	Part name	No.	Part name	No.	Part name	No.	Part name
106	Inlet joint	231	Impeller string	440-2	Anti-sand pad	560-2	Locating pin	825-3	Small pressing plate
107	Delivery chamber	271	Anti-sand sleeve	520-1	Spacer bush	742	Bonnet	827	Insulating paper
143	Net cover	321-1	Deep groove ball bearing	520-2	Spacer bush	752	Valve seat	837	Capacitor
151	Sleeve	321-2	Deep groove ball bearing	529	Shaft sleeve	811	Casing	903	Vent cock
160-1	Bottom cover	382	Bearing block	540	Upper spacer sleeve	814	Stator core with winding	914-1	Hexagon socket head cap screw
160-2	Cover plate	412-1	O-ring	545	Rubber bearing	818	Rotor	914-2	Hexagon socket flat point set screw
171	Guide vane	412-2	O-ring	550-1	Adjusting washer	822-1	Lower bearing block	932	Retaining ring
173	Guide vane cover plate	412-3	O-ring	550-2	Flat washer	823	Pressure regulating film	950	Wave spring
210	Pump shaft	433	Mechanical seal	554	Flat washer	825-1	Small pressing plate	955	Dust cover
230	Impeller	440-1	Anti-sand seat	560-1	Locating sleeve	825-2	Cable pressing plate		

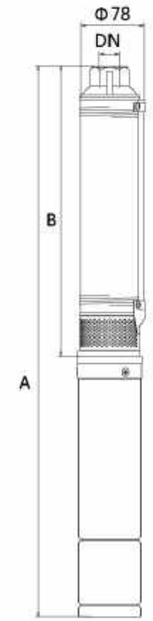

Dimensions & Weight

Model	Pipe Connedtion (DN)	Dim. (mm)		N.W.(kg)	
Single-phase		B	A Single-Phase	Body(kg)	Motor(kg) M(Single-phase)
3SEm1.8/7T	G1/1	388	814	2.4	4.4
3SEm1.8/10T		456	907	2.6	5.0
3SEm1.8/14T		569	1050	3.0	5.7
3SEm1.8/20T		704	1225	3.6	6.8
3SEm1.8/27T		861	1412	4.2	8.7
3SEm1.8/33T		995	1631	4.7	10.9

Model	Pipe Connedtion (DN)	Dim. (mm)		N.W.(kg)	
Single-phase		B	A Single-Phase	Body(kg)	Motor(kg) M(Single-phase)
3SEm2.5/5T	G1/1	371	750	1.7	4.4
3SEm2.5/7T		415	820	1.9	5.0
3SEm2.5/10T		499	933	2.3	5.7
3SEm2.5/15T		622	1136	2.8	6.8
3SEm2.5/20T		801	1305	3.5	7.5
3SEm2.5/25T		964	1553	3.8	9.7

Packing Size & Weight

Model	Dim. (mm)	G.W.(kg)	20"LoadinE Qty.(pcs)
Single-phase	Pump(L×W×H)		
3SEm1.8/7T	830×90×125	7.2	1880
3SEm1.8/10T	910×90×125	8.1	1700
3SEm1.8/14T	1050×90×125	9.3	1470
3SEm1.8/20T	1230×90×125	11.0	1260
3SEm1.8/27T	1450×90×125	12.5	1070
3SEm1.8/33T	1660×90×125	15.3	930

Model	Dim. (mm)	G.W.(kg)	20"LoadinE Qty.(pcs)
Single-phase	Pump(L×W×H)		
3SEm2.5/5T	800×90×125	7.1	1920
3SEm2.5/7T	870×90×125	7.9	1770
3SEm2.5/10T	980×90×125	8.9	1570
3SEm2.5/15T	1180×90×125	10.6	1310
3SEm2.5/20T	1330×90×125	11.7	1150
3SEm2.5/25T	1570×90×125	14.6	960

3.5"Deep Well Pumps

3.5SEm-T

Performance Range

Max. Flow:7.2m³/h
Max. Head:169m

Application Limits

- Max. ambient temperature< 40℃ ;
- Maximum permissible quantity of sand:100g/m³ ;
- Hydrogen sulfide content up to 1.5mg/L, chloride ion content up to 400mg/L;
- pH 6.5 to 8.5;
- Maximum: 70 m below the static water table.

Certificate

CE

Application Fields

- Building/construction work/Domestic water supply;
- Irrigation and Small water work;
- Landscaping;
- Water conservancy system;
- Factory.

Features

- Edible oil filled motor, stable& reliable running with pressure regulating membrane;
- Single phase motor with built in B Grade oil proofed capacitor &thermal mode protector;
- Available with cable with a motor plug, disassemble conveniently;
- Available with pump casing with plug, integrated stage floating impellers;
- Installation in 3.5" or larger boreholes;

Model Instruction

3.5 SE m 2 / 8 T

- T — Cast Iron
- 8 — Number of Stages
- 2 — Rated Flow(m³/h)
- m — Single-Phase
- SE — Type Range
- 3.5 — Minimum Suit Boreholes（Inch）

Performance Curve

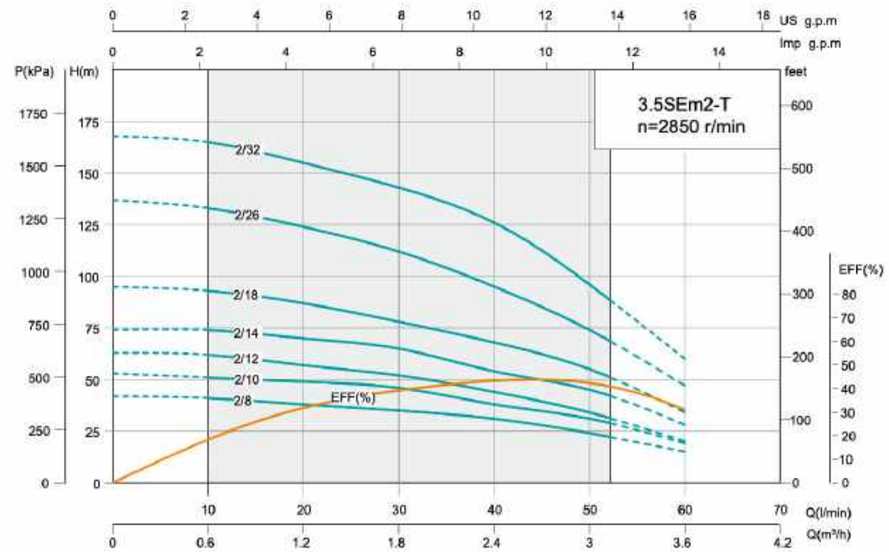

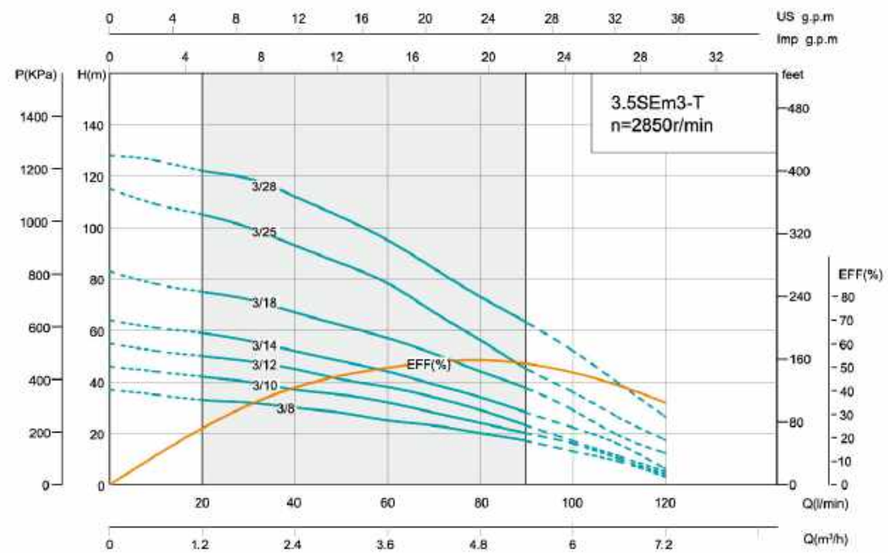

Model	Power		Rate Current (A)	Flow								Head Range (m)
Single-Phase	kW	HP		m³/h	0	0.6	1.2	1.8	2.4	3	3.6	
220V			220V	l/min	0	10	20	30	40	50	60	
3.5SEm2/8T	0.37	0.5	3.6	H(m)	42	41	38	35	31	24	15	41~22
3.5SEm2/10T	0.55	0.75	4.6		53	51	49	46	38	31	19	51~29
3.5SEm2/12T	0.75	1	5.5		63	61	57	52	44	34	20	61~32
3.5SEm2/14T	0.9	1.2	6.5		74	73	70	65	54	45	28	73~42
3.5SEm2/18T	1.1	1.5	7.5		95	92	87	78	68	55	34	92~51
3.5SEm2/26T	1.5	2	10.5		137	132	124	112	95	74	47	132~69
3.5SEm2/32T	1.8	2.4	11.5		169	164	158	146	127	101	70	164~89

Model	Power		Rate Current (A)	Flow														Head Range (m)
Single-Phase	kW	HP		m³/h	0	0.6	1.2	1.8	2.4	3	3.6	4.2	4.8	5.4	6	6.6	7.2	
220V			220V	l/min	0	10	20	30	40	50	60	70	80	90	100	110	120	
3.5SEm3/8T	0.37	0.5	3.6	H(m)	37	35	33	32	30	28	25	23	20	17	13	9	3	33~17
3.5SEm3/10T	0.55	0.75	4.6		46	44	42	40	37	35	32	28	24	20	16	10	4	42~20
3.5SEm3/12T	0.75	1	5.5		55	52	50	48	45	41	38	34	29	23	17	11	5	50~23
3.5SEm3/14T	0.9	1.2	6.5		64	61	59	56	52	48	44	39	34	30	25	18	6	59~30
3.5SEm3/18T	1.1	1.5	7.5		83	78	75	72	67	62	57	52	44	39	29	19	9	75~39
3.5SEm3/25T	1.5	2	10.5		115	109	105	100	93	86	79	67	51	45	36	26	11	105~45
3.5SEm3/28T	1.8	2.4	11.5		128	126	122	119	112	104	95	84	73	63	52	37	11	122~65

Components & Materials

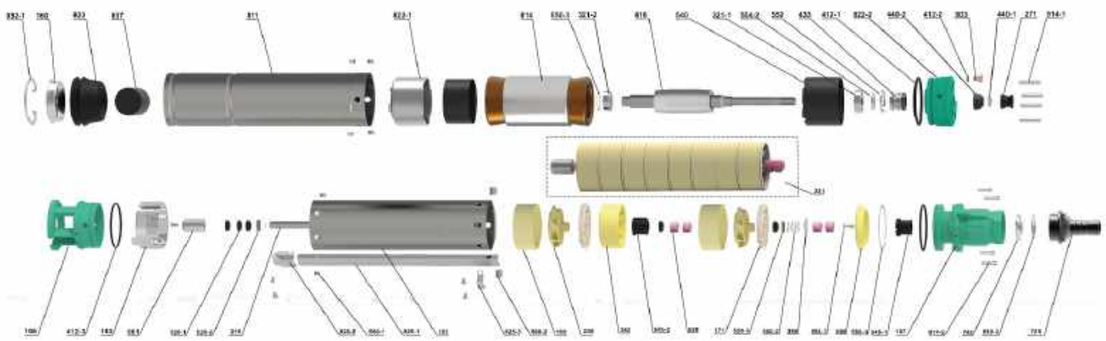

No.	Part name	No.	Part name	No.	Part name	No.	Part name	No.	Part name
106	Inlet segment	321-1	Deep groove ball bearing	520-1	Spacer bush	554-1	Flat washer	823	Regulating membrane
107	Delivery chamber	321-2		520-2	Spacer bush	554-2	Flat washer	825-1	Cable clamp
108	Pump bowl	382	Middle bearing pedestal	520-3	Spacer bush	560-1	Locating sleeve	825-2	Small clamp
143	Screen	388	Thrust ring	529	Shaft sleeve	560-2	Locating pin	825-3	Small clamp
151	Sleeve	412-1	O-ring	540	Upper retaining sleeve	720	Outlet segment	837	Capacitor
160	Bottom cover	412-2	O-ring	545-1	Rubber bearing	742	Bonnet	861	Coupler
171	Guide vane	412-3	O-ring	545-2	Middle rubber bearing	811	Enclosure	903	Air relief cock
210	Pump shaft	433	Mechanical seal	550-1	Adjusting shim	814	Stator core with winding	914-1	Hexagonal set screw with flat point
230	Impeller	440-1	Sand-proof pad	550-2	Shaft shim	818	Rotor	914-2	Hexagon socket cap screw
231	Series connection impeller	440-2	Sand-proof seat	550-3	Adjusting shim	822-1	Lower bearing pedestal	932-1	Retainer ring
271	Sand-proof jacket	506	Delivery chamber backing ring	552	Wave spring	822-2	Oil chamber	932-2	Retainer ring

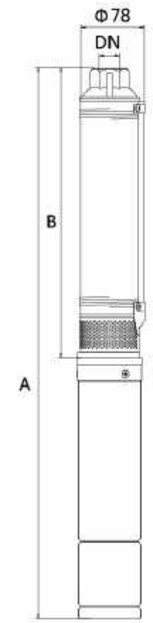

Dimensions & Weight

Model	Pipe Connedtion (DN)	Dim. (mm)		N.W.(kg)	
Single-phase		B	A Single-Phase	Body(kg)	Motor(kg) M(Single-phase)
3.5SEm2/8T	G1 ½	414	779	4	8
3.5SEm2/10T		466	846	4.5	8.5
3.5SEm2/12T		518	912	5	9
3.5SEm2/14T		570	989	6	9.5
3.5SEm2/18T		673	1103	6.5	11
3.5SEm2/26T		880	1350	8.5	12.5
3.5SEm2/32T		1069	1600	9.5	14.5

Model	Pipe Connedtion (DN)	Dim. (mm)		N.W.(kg)	
Single-phase		B	A Single-Phase	Body(kg)	Motor(kg) M(Single-phase)
3.5SEm3/8T	G1 ½	526	892	4.5	8
3.5SEm3/10T		606	986	5.5	8.5
3.5SEm3/12T		686	1080	6	9
3.5SEm3/14T		766	1185	7	9.5
3.5SEm3/18T		925	1355	7.5	11
3.5SEm3/25T		1205	1674	7.5	12.5
3.5SEm3/28T		1357	1867	8.5	14.5

Packing Size & Weight

Model	Dim. (mm)			G.W.(kg)	20"Loading Qty.(pcs)
Single-phase	Motor(L×W×H) Single-phase	Body (L×W×H)	Pump(L×W×H) Single-phase	Single-phase	Single-phase
3.5SEm2/8T	-	-	890×105×185	13	1580
3.5SEm2/10T	-	-	960×105×185	14	1460
3.5SEm2/12T	-	-	1020×105×185	15	1370
3.5SEm2/14T	-	-	1100×105×185	17	1270
3.5SEm2/18T	-	-	1210×105×185	18	1150
3.5SEm2/26T	-	-	1460×105×185	22	940
3.5SEm2/32T	680×105×220	1180×105×125	M:680×105×220 B:1180×105×125	M:15.5 B:8.5	840

Model	Dim. (mm)			G.W.(kg)	20"Loading Qty.(pcs)
Single-phase	Motor(L×W×H) Single-phase	Body (L×W×H)	Pump(L×W×H) Single-phase	Single-phase	Single-phase
3.5SEm3/8T	-	-	1000×105×185	13.5	1400
3.5SEm3/10T	-	-	1100×105×185	15	1270
3.5SEm3/12T	-	-	1190×105×185	16	1170
3.5SEm3/14T	-	-	1295×105×185	18	1070
3.5SEm3/18T	-	-	1465×105×185	19.5	940
3.5SEm3/25T	650×105×220	1320×105×125	M:650×105×220 B:1330×105×125	M:13.5 B:8.5	810
3.5SEm3/28T	680×105×220	1450×105×125	M:680×105×220 B:1460×105×125	M:15.5 B:9.5	750

4"Deep Well Pumps

4SGm

Performance Range

Max. Flow:22m³/h
Max. Head:454m

Application Limits

◎ Max. ambient temperature< 40℃ ;
◎ Maximum permissible quantity of sand:100g/m³ ;
◎ Hydrogen sulfide content up to 1.5mg/L, chloride ion content up to 400mg/L;
◎ pH 6.5 to 8.5;
◎ Maximum: 70 m below the static water table.

Certificate

CE

Application Fields

◎ Building/construction work/Domestic water supply;
◎ Irrigation and Small water work;
◎ Landscaping;
◎ Water conservancy system;
◎ Factory.

Features

◎ Edible oil filled motor, stable& reliable running with pressure regulating membrane;
◎ Single phase motor equipped with start box which built in capacitor & current mode thermal protector, convenient for replacement;
◎ Available with cable with a motor plug, disassemble conveniently;
◎ Pump sleeve with screw thread, single stage floating impellers, except 16 m³/hrs series which with integrated stage floating impellers;
◎ Installation in 4" or larger boreholes;

Model Instruction

4 SG m 2 / 8

- Number of Stages
- Rated Flow(m³/h)
- Phase Code: m=Single-Phase, Blank = Three-Phase
- Type Range
- Minimum Suit Boreholes（Inch）

Performance Curve

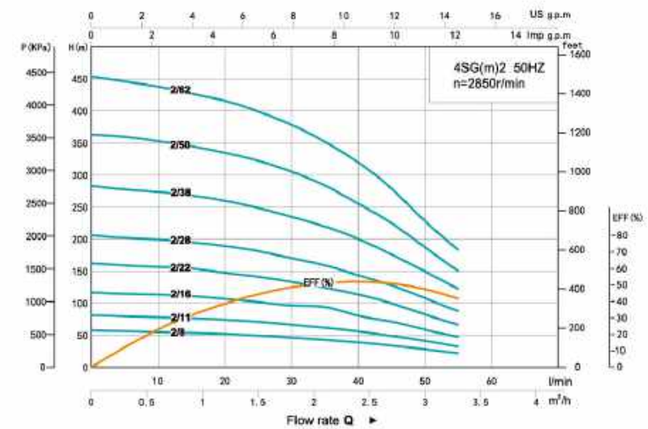

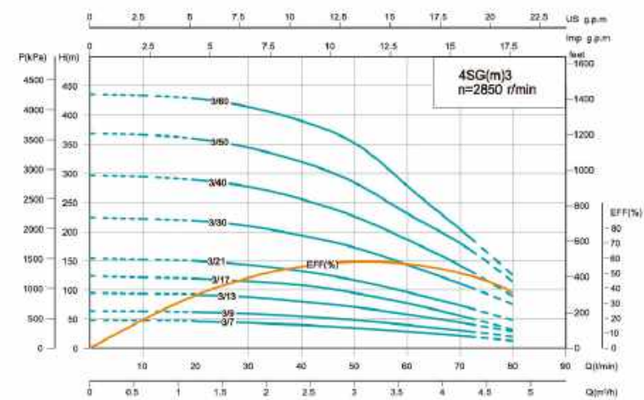

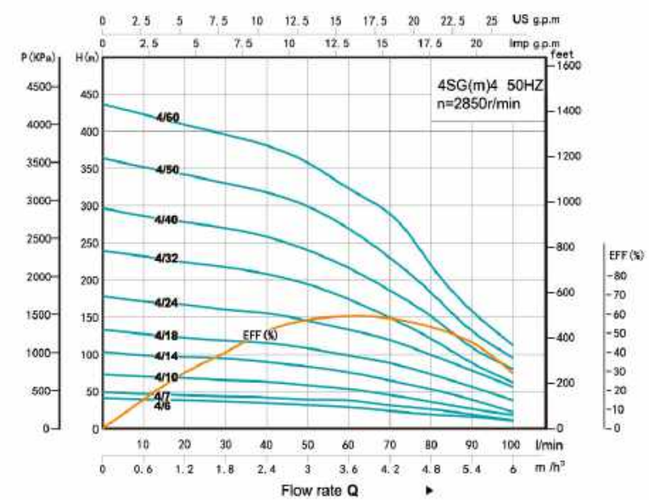

Performance Curve

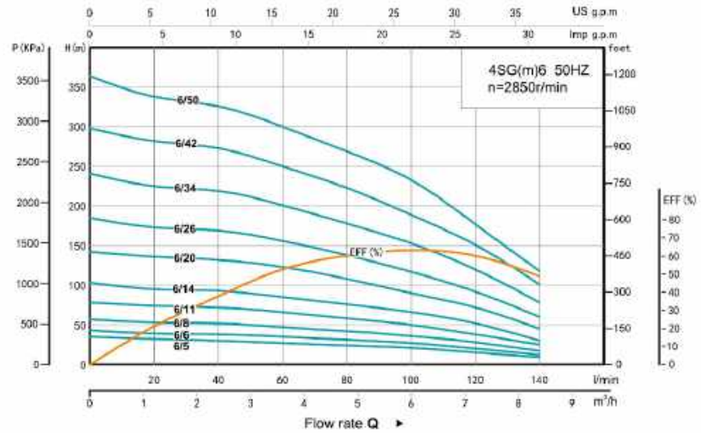

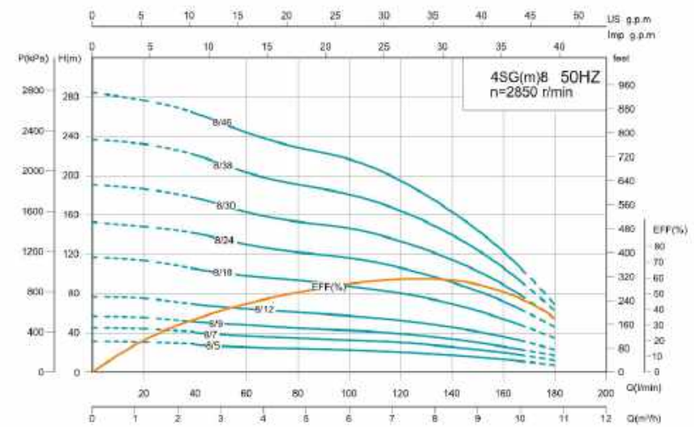

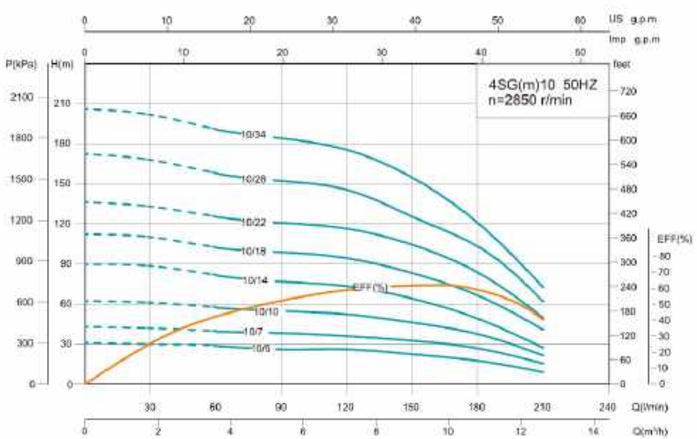

Performance Curve

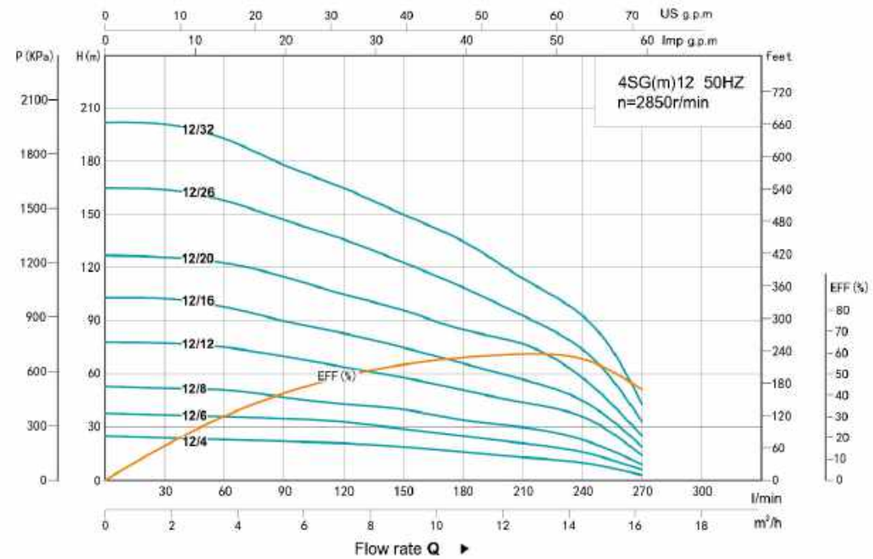

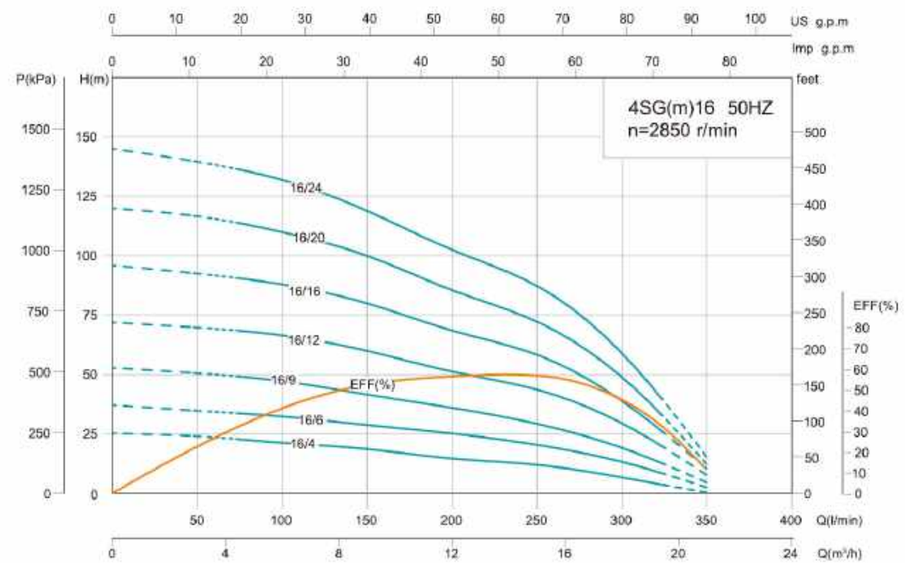

Model		Power		Rate Current (A)		Flow														Head Range (m)
Single-Phase	Three-Phase	kW	HP	Single-Phase	Three-Phase	m³/h	0	0.3	0.6	0.9	1.2	1.5	1.8	2.1	2.4	2.7	3	3.3	3.6	
220V	380V			220V	380V	l/min	0	5	10	15	20	25	30	35	40	45	50	55	60	
4SGm2/8	-	0.37	0.5	4.2	-	H(m)	58	56	55	54	52	50	46	43	38	34	27	21	15	55~22
4SGm2/11	-	0.55	0.75	5.2	-		80	80	79	77	74	71	67	62	56	49	41	32	23	77~34
4SGm2/16	4SG2/16	0.75	1	6.9	2.7		117	114	113	111	106	102	96	94	80	71	58	47	35	113~49
4SGm2/22	4SG2/22	1.1	1.5	9.5	3.6		162	159	156	154	147	141	133	124	113	100	82	66	50	156~69
4SGm2/28	4SG2/28	1.5	2	12.2	4.8		206	202	199	195	189	181	170	159	143	128	108	87	62	199~91
4SGm2/38	4SG2/38	2.2	3	17.3	6.4		283	278	274	268	260	249	235	220	200	176	150	122	91	274~127
4SGm2/50	4SG2/50	3	4	21	10.5		364	360	353	345	335	323	306	284	256	225	188	150	109	353~156
4SGm2/62	4SG2/62	4	5.5	27	12.7		454	446	438	427	416	400	379	352	320	279	228	183	135	438~190

Model		Power		Rate Current (A)		Flow										Head Range (m)
Single-Phase	Three-Phase	kW	HP	Single-Phase	Three-Phase	m³/h	0	0.6	1.2	1.8	2.4	3	3.6	4.2	4.8	
220V	380V			220V	380V	l/min	0	10	20	30	40	50	60	70	80	
4SGm3/7	-	0.37	0.5	4.2	-	H(m)	49	48	47	44	40	35	28	23	12	47~25
4SGm3/9	-	0.55	0.75	5.2	-		65	64	63	60	55	48	40	30	19	63~35
4SGm3/13	4SG3/13	0.75	1	6.9	2.7		96	93	92	89	80	71	58	44	28	92~51
4SGm3/17	4SG3/17	1.1	1.5	9.5	3.6		125	122	120	116	109	95	77	56	32	120~67
4SGm3/21	4SG3/21	1.5	2	12.2	4.8		155	153	150	144	133	117	96	73	48	150~85
4SGm3/30	4SG3/30	2.2	3	17.3	6.4		225	223	219	210	194	173	143	111	75	219~127
4SGm3/40	4SG3/40	3	4	21	10.5		297	295	289	278	256	226	186	142	89	289~165
4SGm3/50	4SG3/50	4	5.5	27	12.7		369	367	360	344	320	284	231	180	114	360~206
-	4SG3/60	5.5	7.5	-	17.5		436	434	429	415	387	352	273	204	125	429~241

Model		Power		Rate Current (A)		Flow											Head Range (m)
Single-Phase	Three-Phase	kW	HP	Single-Phase	Three-Phase	m³/h	0	0.6	1.2	1.8	2.4	3	3.6	4.2	4.8	5.4	6	
220V	380V			220V	380V	l/min	0	10	20	30	40	50	60	70	80	90	100	
4SGm4/6	-	0.37	0.5	4.2	-	H(m)	42	40	39	37	35	32	29	24	19	16	10	39~15
4SGm4/7	-	0.55	0.75	5.2	-		50	46	45	43	42	39	38	31	26	19	11	45~19
4SGm4/10	4SG4/10	0.75	1	6.9	2.7		74	71	69	66	64	59	54	46	37	27	19	69~30
4SGm4/14	4SG4/14	1.1	1.5	9.5	3.6		104	99	97	95	90	84	76	65	53	39	22	97~43
4SGm4/18	4SG4/18	1.5	2	12.2	4.8		133	127	122	118	115	108	98	88	73	56	38	124~57
4SGm4/24	4SG4/24	2.2	3	17.3	6.4		178	171	167	160	155	145	133	119	99	78	56	167~79
4SGm4/32	4SG4/32	3	4	21	10.5		239	232	224	217	208	194	174	149	121	88	62	210~100
4SGm4/40	4SG4/40	4	5.5	27	12.7		297	286	278	270	258	240	216	186	151	109	80	266~110
-	4SG4/50	5.5	7.5	-	17.5		364	352	342	330	318	299	269	230	183	131	95	336~177
-	4SG4/60	7.5	10	-	19.6		437	423	409	396	381	358	323	289	220	158	112	404~210

Model		Power		Rate Current (A)		Flow									Head Range (m)
Single-Phase	Three-Phase	kW	HP	Single-Phase	Three-Phase	m³/h	0	1.2	2.4	3.6	4.8	6	7.2	8.4	
220V	380V			220V	380V	l/min	0	20	40	60	80	100	120	140	
4SGm6/5	-	0.37	0.55	4.2	-	H(m)	35	32	30	27	24	21	15	9	30~11
4SGm6/6	-	0.55	0.75	5.2	-		43	39	38	35	31	27	20	12	38~16
4SGm6/8	4SG6/8	0.75	1	6.9	2.7		57	53	52	47	42	36	28	17	52~22
4SGm6/11	4SG6/11	1.1	1.5	9.5	3.6		78	74	72	66	58	50	38	25	73~31
4SGm6/14	4SG6/14	1.5	2	12.2	4.8		103	95	93	85	76	66	52	30	93~40
4SGm6/20	4SG6/20	2.2	3	17.3	6.4		142	136	132	123	108	90	72	45	135~55
4SGm6/26	4SG6/26	3	4	21	10.5		185	173	169	156	138	117	92	60	172~75
4SGm6/34	4SG6/34	4	5.5	27	12.7		241	225	219	201	178	153	120	78	223~98
-	4SG6/42	5.5	7.5	-	17.5		298	282	273	250	223	189	151	101	278~130
-	4SG6/50	7.5	10	-	19.6		364	338	326	300	269	233	177	118	334~148

Model		Power		Rate Current (A)		Flow										Head Range (m)
Single-Phase	Three-Phase	kW	HP	Single-Phase	Three-Phase	m³/h	0	1.2	2.4	3.6	4.8	6	7.2	8.4	9.6	10.8	
220V	380V			220V	380V	l/min	0	20	40	60	80	100	120	140	160	180	
4SGm8/5	-	0.55	0.75	5.2	-	H(m)	32	31	28	26	25	23	21	17	13	7	28~11
4SGm8/7	4SG8/7	0.75	1	6.9	2.7		46	44	41	37	35	33	30	26	20	12	41~17
4SGm8/9	4SG8/9	1.1	1.5	9.5	3.6		57	56	52	48	45	43	39	34	26	17	52~23
4SGm8/12	4SG8/12	1.5	2	12.2	4.8		77	76	70	65	61	58	53	46	36	23	70~32
4SGm8/18	4SG8/18	2.2	3	17.3	6.4		118	114	106	98	94	88	80	70	54	35	106~48
4SGm8/24	4SG8/24	3	4	21	10.5		153	149	142	130	122	117	106	91	72	46	142~64
4SGm8/30	4SG8/30	4	5.5	27	12.7		191	187	178	163	153	147	133	114	89	54	178~78
-	4SG8/38	5.5	7.5	-	17.5		237	232	221	203	191	181	164	140	106	62	221~93
-	4SG8/46	7.5	10	-	19.6		285	277	264	244	229	217	195	163	123	69	264~106

Model		Power		Rate Current (A)		Flow									Head Range (m)
Single-Phase	Three-Phase	kW	HP	Single-Phase	Three-Phase	m³/h	0	1.8	3.6	5.4	7.2	9	10.8	12.6	
220V	380V			220V	380V	l/min	0	30	60	90	120	150	180	210	
4SGm10/5	4SG10/5	0.75	1	6.9	2.7	H(m)	31	30	29	27	26	23	18	9	29~9
4SGm10/7	4SG10/7	1.1	1.5	9.5	3.6		43	42	40	39	36	33	27	15	40~15
4SGm10/10	4SG10/10	1.5	2	12.2	4.8		63	61	58	55	53	46	38	21	59~21
4SGm10/14	4SG10/14	2.2	3	17.3	6.4		90	89	82	77	74	64	49	26	84~26
4SGm10/18	4SG10/18	3	4	21	10.5		113	110	102	99	95	83	66	41	105~41
4SGm10/22	4SG10/22	4	5.5	27	12.7		136	133	125	121	117	105	84	50	128~50
-	4SG10/28	5.5	7.5	-	17.5		172	168	158	152	146	125	103	62	161~62
-	4SG10/34	7.5	10	-	19.6		206	202	191	184	175	155	121	72	194~72

Model		Power		Rate Current (A)		Flow											Head Range (m)
Single-Phase	Three-Phase	kW	HP	Single-Phase	Three-Phase	m³/h	0	1.8	3.6	5.4	7.2	9	10.8	12.6	14.4	16.2	
220V	380V			220V	380V	l/min	0	30	60	90	120	150	180	210	240	270	
4SGm12/4	4SG12/4	0.75	1	6.9	2.7	H(m)	25	24	23	22	21	19	16	13	10	3	23~9
4SGm12/6	4SG12/6	1.1	1.5	9.5	3.6		38	37	36	35	33	29	25	21	16	6	35~16
4SGm12/8	4SG12/8	1.5	2	12.2	4.8		53	52	51	47	43	40	34	30	23	9	49~21
4SGm12/12	4SG12/12	2.2	3	17.3	6.4		78	77	76	70	64	58	51	44	36	14	73~35
4SGm12/16	4SG12/16	3	4	21	10.5		103	102	98	90	83	75	66	57	45	19	95~45
4SGm12/20	4SG12/20	4	5.5	27	12.7		127	126	124	115	105	96	85	77	58	25	119~56
-	4SG12/26	5.5	7.5	-	17.5		165	164	158	147	136	123	109	93	74	33	152~69
-	4SG12/32	7.5	10	-	19.6		202	201	193	178	165	150	135	114	93	43	189~88

Model		Power		Rate Current (A)		Flow									Head Range (m)
Single-Phase	Three-Phase	kW	HP	Single-Phase	Three-Phase	m³/h	0	3	6	9	12	15	18	21	
220V	380V			220V	380V	l/min	0	50	100	150	200	250	300	350	
4SGm16/4	4SG16/4	1.1	1.5	9.5	3.6	H(m)	25	24	21	19	15	12	7	-	23~3
4SGm16/6	4SG16/6	1.5	2	12.2	4.8		37	35	32	29	25	20	13	3	34~8
4SGm16/9	4SG16/9	2.2	3	17.3	6.4		53	51	47	42	36	29	19	5	49~13
4SGm16/12	4SG16/12	3	4	21	10.5		72	70	67	60	51	44	29	8	68~19
4SGm16/16	4SG16/16	4	5.5	27	12.7		96	93	88	80	69	58	39	10	91~25
-	4SG16/20	5.5	7.5	-	17.5		120	117	110	100	86	72	49	12	114~32
-	4SG16/24	7.5	10	-	19.6		145	140	132	119	103	87	59	15	136~38

Components & Materials

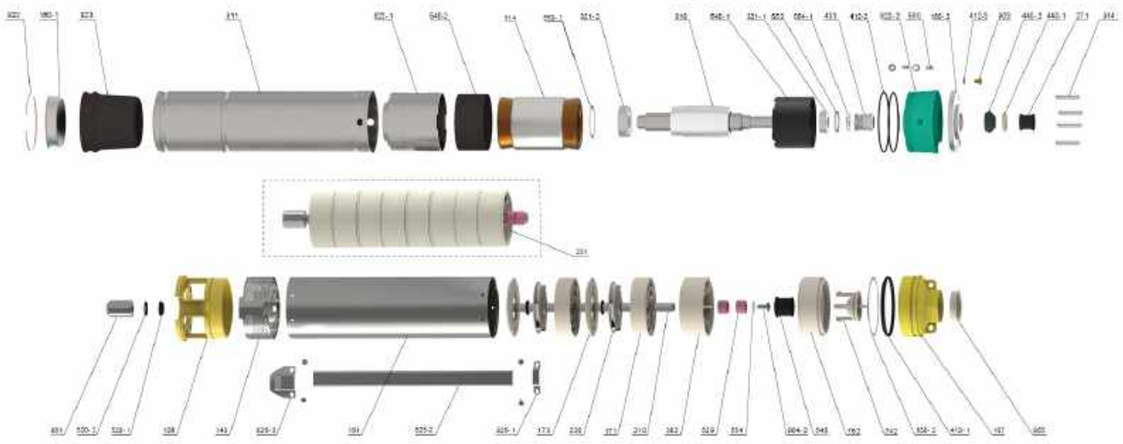

No.	Part name	No.	Part name	No.	Part name
106	Inlet joint	412-2	O-ring	742	Bonnet
107	Delivery chamber	412-3	O-ring	811	Casing
143	Net cover	433	Mechanical seal	814	Stator core with winding
151	Sleeve	440-1	Anti-sand pad	818	Rotor
160-1	Bottom cover	440-2	Anti-sand seat	822-1	Lower bearing block
160-2	Cover plate	520-1	Spacer bush	822-2	Oil chamber
171	Guide vane	520-2	Spacer bush	823	Pressure regulating film
173	Guide vane cover plate	529	Shaft sleeve	825-1	Small pressing plate
210	Pump shaft	540-1	Upper spacer sleeve	825-2	Cable pressing plate
230	Impeller	540-2	Lower spacer sleeve	861	Coupling
231	Impeller string	545	Middle rubber bearing	903	Vent cock
271	Sand shaking sleeve	550-1	Adjusting washer	914	Hexagon socket set screw
321-1	Deep groove ball bearing	550-2	Adjusting washer	932	Retaining ring
321-2	Angular contact bearing	552	Wave spring	955	Dust cover
382	Middle bearing block	554	Flat washer		
412-1	O-ring	560	Locating pin		

Dimensions & Weight

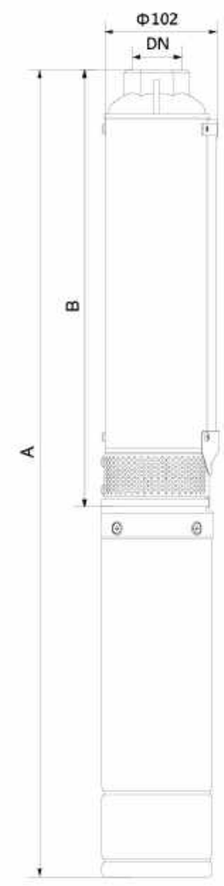

Model		Pipe Connedtion (DN)	Dim. (mm)			N.W.(kg)		
Single-phase	Three-phase		B	A Single-Phase	A Three-phase	Body(kg)	Motor(kg)	
							Single-phase	Three-phase
4SGm2/8	-	G1¼ 1¼	391	715	-	3.2	9.0	-
4SGm2/11	-		465	809	-	3.8	9.8	-
4SGm2/16	4SG2/16		590	959	1007	5.0	11.0	9.3
4SGm2/22	4SG2/22		774	1178	1226	6.2	13.0	11.4
4SGm2/28	4SG2/28		958	1407	1420	7.4	15.0	12.0
4SGm2/38	4SG2/38		1206	1715	1723	9.2	20.5	14.5
4SGm2/50	4SG2/50		1540	2234	2155	12.1	21	18.5
4SGm2/62	4SG2/62		1873	2627	2568	13.8	23.5	21.5

Model		Pipe Connedtion (DN)	Dim. (mm)			N.W.(kg)		
Single-phase	Three-phase		B	A Single-Phase	A Three-phase	Body(kg)	Motor(kg)	
							Single-phase	Three-phase
4SGm3/7	-	G1¼ 1¼	379	703	-	3.0	9.0	-
4SGm3/9	-		431	775	-	3.4	9.8	-
4SGm3/13	4SG3/13		536	905	963	4.2	11.0	9.3
4SGm3/17	4SG3/17		640	1044	1107	5.0	13.0	11.4
4SGm3/21	4SG3/21		814	1263	1301	6.0	15.0	12.0
4SGm3/30	4SG3/30		1049	1587	1585	8.0	20.5	14.5
4SGm3/40	4SG3/40		1344	2168	1959	10.4	21	18.5
4SGm3/50	4SG3/50		1605	2359	2299	12.6	23.5	21.5
-	4SG3/60		1900	-	2660	14.8	-	25.5

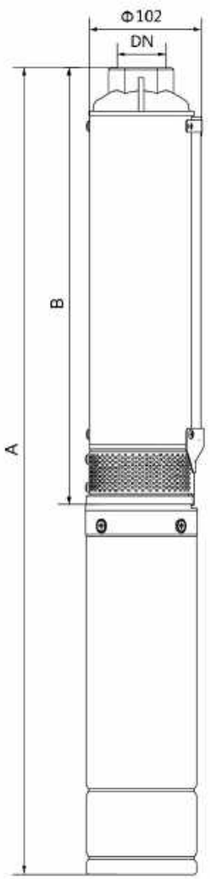

Model		Pipe Connedtion (DN)	Dim. (mm)			N.W.(kg)		
Single-phase	Three-phase		B	A Single-Phase	A Three-phase	Body(kg)	Motor(kg)	
							Single-phase	Three-phase
4SGm4/6	-	G1¼ 1¼	367	691	-	3.0	9.0	-
4SGm4/7	-		396	740	-	3.2	9.8	-
4SGm4/10	4SG4/10		483	851	900	3.8	11.0	9.3
4SGm4/14	4SG4/14		599	1003	1051	4.7	13.0	11.4
4SGm4/18	4SG4/18		785	1234	1247	5.7	15.0	12.0
4SGm4/24	4SG4/24		959	1468	1476	7.1	20.5	14.5
4SGm4/32	4SG4/32		1227	1921	1842	9.2	21	18.5
4SGm4/40	4SG4/40		1459	2213	2154	11.2	23.5	21.5
-	4SG4/50		1785	-	2545	13.3	-	25.5
-	4SG4/60		2075	-	2950	14.8	-	31.5

Model		Pipe Connedtion (DN)	Dim. (mm)			N.W.(kg)		
Single-phase	Three-phase		B	A Single-Phase	A Three-phase	Body(kg)	Motor(kg)	
							Single-phase	Three-phase
4SGm6/5	-	G1½ 1½	352	676	-	2.7	9.0	-
4SGm6/6	-		384	728	-	3.0	9.8	-
4SGm6/8	4SG6/8		450	819	867	3.5	11.0	9.3
4SGm6/11	4SG6/11		549	953	1001	4.1	13.0	11.4
4SGm6/14	4SG6/14		683	1132	1145	5.0	15.0	12.0
4SGm6/20	4SG6/20		914	1423	1431	6.6	20.5	14.5
4SGm6/26	4SG6/26		1111	1805	1726	7.9	21	18.5
4SGm6/34	4SG6/34		1407	2161	2102	10.1	23.5	21.5
-	4SG6/42		1670	-	2430	12.0	-	25.5
-	4SG6/50		1969	-	2844	14.0	-	31.5

Model		Pipe Connedtion (DN)	Dim. (mm)			N.W.(kg)		
Single-phase	Three-phase		B	A Single-Phase	A Three-phase	Body(kg)	Motor(kg)	
							Single-phase	Three-phase
4SGm8/5	-	G2 2	387	731	-	3.1	9.0	-
4SGm8/7	4SG8/7		463	832	890	3.7	11.0	9.3
4SGm8/9	4SG8/9		539	943	1006	4.2	13.0	11.4
4SGm8/12	4SG8/12		689	1138	1176	5.0	15.0	12.0
4SGm8/18	4SG8/18		952	1491	1489	7.0	20.5	14.5
4SGm8/24	4SG8/24		1180	1874	1795	8.7	21	18.5
4SGm8/30	4SG8/30		1444	2198	2138	10.5	23.5	21.5
-	4SG8/38		1783	-	2543	12.9	-	25.5
-	4SG8/46		2087	-	2962	15.3	-	31.5

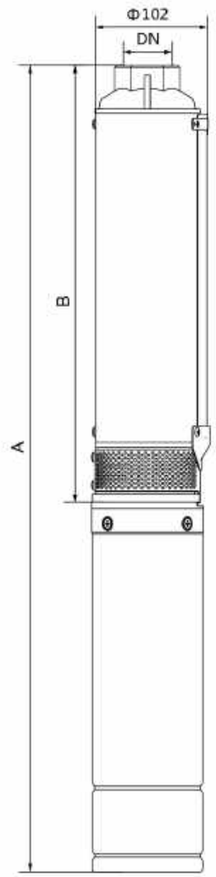

Model		Pipe Connedtion (DN)	Dim. (mm)			N.W.(kg)		
Single-phase	Three-phase		B	A Single-Phase	A Three-phase	Body(kg)	Motor(kg)	
							Single-phase	Three-phase
4SGm10/5	4SG10/5	G2 2	387	756	814	3.1	11.0	9.3
4SGm10/7	4SG10/7		463	867	930	3.6	13.0	11.4
4SGm10/10	4SG10/10		613	1061	1099	4.5	15.0	12
4SGm10/14	4SG10/14		800	1339	1337	5.8	20.5	14.5
4SGm10/18	4SG10/18		952	1646	1567	6.8	21	18.5
4SGm10/22	4SG10/22		1104	1858	1799	8.0	23.5	21.5
-	4SG10/28		1367	-	2127	9.3	-	25.5
-	4SG10/34		1596	-	2471	10.7	-	31.5

Model		Pipe Connedtion (DN)	Dim. (mm)			N.W.(kg)		
Single-phase	Three-phase		B	A Single-Phase	A Three-phase	Body(kg)	Motor(kg)	
							Single-phase	Three-phase
4SGm12/4	4SG12/4	G2 2	438	807	855	3.6	11.0	9.3
4SGm12/6	4SG12/6		536	940	988	4.4	13.0	11.4
4SGm12/8	4SG12/8		633	1082	1095	5.2	15.0	12.0
4SGm12/12	4SG12/12		884	1393	1401	7.1	20.5	14.5
4SGm12/16	4SG12/16		1078	1772	1693	8.7	21	18.5
4SGm12/20	4SG12/20		1329	2083	2024	10.6	23.5	21.5
-	4SG12/26		1621	-	2381	13.7	-	25.5
-	4SG12/32		1969	-	2844	16.4	-	31.5

Model		Pipe Connedtion (DN)	Dim. (mm)			N.W.(kg)		
Single-phase	Three-phase		B	A Single-Phase	A Three-phase	Body(kg)	Motor(kg)	
							Single-phase	Three-phase
4SGm16/4	4SG16/4	G2 2	550	955	1018	4.1	13.0	11.4
4SGm16/6	4SG16/6		702	1151	1189	5.3	15.0	12
4SGm16/9	4SG16/9		929	1469	1467	6.8	20.5	14.5
4SGm16/12	4SG16/12		1157	1851	1772	8.3	21	18.5
4SGm16/16	4SG16/16		1460	2214	2155	10.4	23.5	21.5
-	4SG16/20		1763	-	2523	12.5	-	25.5
-	4SG16/24		2066	-	2942	14.5	-	31.5

Packing Size & Weight

Model		Dim. (mm)					G.W.(kg)		20"Loading Qty.(pcs)	
Single-phase	Three-phase	Motor(LxWxH)		Body (LxWxH)	Pump(LxWxH)		Single-phase	Three-phase	Single-phase	Three-phase
		Single-phase	Three-phase		Single-phase	Three-phase				
4SGm2/8	-	-	-	-	1020×110×185	-	13.7	-	1300	-
4SGm2/11	-	-	-	-	1100×110×185	-	15.1	-	1170	-
4SGm2/16	4SG2/16	-	-	-	1280×110×185	1130×110×185	17.5	15.8	1030	1230
4SGm2/22	4SG2/22	-	-	-	1500×110×185	1310×110×185	20.7	19.1	870	1000
4SGm2/28	4SG2/28	770×125×225	645×125×125	1075×125×125	-	-	M:17 B:8.4	M:14 B:8.4	680	1030
4SGm2/38	4SG2/38	870×125×225	690×125×125	1310×125×125	-	-	M:22.5 B:10.2	M:16.5 B:10.2	560	840
4SGm2/50	4SG2/50	825×125×125	780×125×125	1680×125×125	-	-	M:22.5 B:14.1	M:20.5 B:14.1	650	700
4SGm2/62	4SG2/62	920×125×125	825×125×125	1980×125×125	-	-	M:25 B:16	M:23.5 B:16	550	590

Model		Dim. (mm)					G.W.(kg)		20"Loading Qty.(pcs)	
Single-phase	Three-phase	Motor(LxWxH)		Body (LxWxH)	Pump(LxWxH)		Single-phase	Three-phase	Single-phase	Three-phase
		Single-phase	Three-phase		Single-phase	Three-phase				
4SGm3/7	-	-	-	-	1020×110×185	-	13.5	-	1300	-
4SGm3/9	-	-	-	-	1075×110×185	-	14.7	-	1230	-
4SGm3/13	4SG3/13	-	-	-	1220×110×185	1075×110×185	16.7	15.0	1080	1300
4SGm3/17	4SG3/17	-	-	-	1360×110×185	1220×110×185	19.5	17.9	960	1150
4SGm3/21	4SG3/21	770×125×225	645×125×125	935×125×125	-	-	M:17 B:7.5	M:14 B:7.5	720	1130
4SGm3/30	4SG3/30	880×125×225	690×125×125	1180×125×125	-	-	M:22.5 B:9.5	M:16.5 B:9.5	600	930
4SGm3/40	4SG3/40	825×125×125	780×125×125	1460×125×125	-	-	M:22.5 B:11.9	M:20.5 B:11.9	750	780
4SGm3/50	4SG3/50	920×125×125	825×125×125	1735×125×125	-	-	M:25 B:14.6	M:23.5 B:14.6	600	660
-	4SG3/60	-	920×125×125	2015×125×125	-	-	-	M:27.5 B:16.8	-	570

Model		Dim. (mm)					G.W.(kg)		20"Loading Qty.(pcs)	
Single-phase	Three-phase	Motor(LxWxH)		Body (LxWxH)	Pump(LxWxH)		Single-phase	Three-phase	Single-phase	Three-phase
		Single-phase	Three-phase		Single-phase	Three-phase				
4SGm4/6	-	-	-	-	1020×110×185	-	13.5	-	1300	-
4SGm4/7	-	-	-	-	1075×110×185	-	14.5	-	1230	-
4SGm4/10	4SG4/10	-	-	-	1150×110×185	980×110×185	16.3	14.6	1120	1350
4SGm4/14	4SG4/14	-	-	-	1310×110×185	1130×110×185	19.2	17.6	1000	1170
4SGm4/18	4SG4/18	770×125×225	645×125×125	890×125×125	-	-	M:17 B:7.2	M:14 B:7.2	740	1160
4SGm4/24	4SG4/24	880×125×225	690×125×125	1075×125×125	-	-	M:22.5 B:8.6	M:16.5 B:8.6	630	990
4SGm4/32	4SG4/32	825×125×125	780×125×125	1360×125×125	-	-	M:22.5 B:10.7	M:20.5 B:10.7	780	820
4SGm4/40	4SG4/40	920×125×125	825×125×125	1550×125×125	-	-	M:25 B:13.2	M:23.5 B:13.2	680	720
-	4SG4/50	-	920×125×125	1910×125×125	-	-	-	M:27.5 B:15.3	-	600
-	4SG4/60	-	1040×125×125	2200×125×125	-	-	-	M:33.5 B:16.8	-	510

Model		Dim. (mm)					G.W.(kg)		20"Loading Qty.(pcs)	
Single-phase	Three-phase	Motor(LxWxH)		Body (LxWxH)	Pump(LxWxH)		Single-phase	Three-phase	Single-phase	Three-phase
		Single-phase	Three-phase		Single-phase	Three-phase				
4SGm6/5	-	-	-	-	980×110×185	-	13.2	-	1350	-
4SGm6/6	-	-	-	-	1020×110×185	-	14.3	-	1300	-
4SGm6/8	4SG6/8	-	-	-	1130×110×185	955×110×185	16.0	14.3	1170	1420
4SGm6/11	4SG6/11	-	-	-	1280×110×185	1100×110×185	18.6	17	1050	1230
4SGm6/14	4SG6/14	770×125×225	645×125×125	770×125×125	-	-	M:17 B:6	M:14 B:6	780	1270
4SGm6/20	4SG6/20	880×125×225	690×125×125	1020×125×125	-	-	M:22.5 B:8.1	M:16.5 B:8.1	650	1050
4SGm6/26	4SG6/26	825×125×125	780×125×125	1210×125×125	-	-	M:22.5 B:9.4	M:20.5 B:9.4	850	900
4SGm6/34	4SG6/34	920×125×125	825×125×125	1500×125×125	-	-	M:25 B:12.1	M:23.5 B:12.1	700	750
-	4SG6/42	-	920×125×125	1800×125×125	-	-	-	M:27.5 B:14	-	650
-	4SG6/50	-	1040×125×125	2060×125×125	-	-	-	M:33.5 B:16	-	560

Model		Dim. (mm)					G.W.(kg)		20"Loading Qty.(pcs)	
Single-phase	Three-phase	Motor(LxWxH)		Body (LxWxH)	Pump(LxWxH)		Single-phase	Three-phase	Single-phase	Three-phase
		Single-phase	Three-phase		Single-phase	Three-phase				
4SGm8/5	-	-	-	-	1020×110×185	-	14.4	-	1300	-
4SGm8/7	4SG8/7	-	-	-	1130×110×185	980×110×185	16.2	14.5	1170	1420
4SGm8/9	4SG8/9	-	-	-	1255×110×185	1130×110×185	18.7	17.1	1050	1230
4SGm8/12	4SG8/12	770×125×225	645×125×125	810×125×125	-	-	M:17 B:6	M:14 B:6	770	1230
4SGm8/18	4SG8/18	880×125×225	690×125×125	1075×125×125	-	-	M:22.5 B:8	M:16.5 B:8	630	1000
4SGm8/24	4SG8/24	825×125×125	780×125×125	1310×125×125	-	-	M:22.5 B:10.2	M:20.5 B:10.2	800	840
4SGm8/30	4SG8/30	920×125×125	825×125×125	1550×125×125	-	-	M:25 B:12.1	M:23.5 B:12	680	720
-	4SG8/38	-	920×125×125	1910×125×125	-	-	-	M:27.5 B:14.9	-	600
-	4SG8/46	-	1040×125×125	2200×125×125	-	-	-	M:33.5 B:17.3	-	510

Model		Dim. (mm)					G.W.(kg)		20"Loading Qty.(pcs)	
Single-phase	Three-phase	Motor(LxWxH)		Body (LxWxH)	Pump(LxWxH)		Single-phase	Three-phase	Single-phase	Three-phase
		Single-phase	Three-phase		Single-phase	Three-phase				
4SGm10/5	4SG10/5	-	-	-	1075×110×185	955×110×185	15.6	13.9	1230	1500
4SGm10/7	4SG10/7	-	-	-	1180×110×185	1020×110×185	18.1	16.5	1120	1350
4SGm10/10	4SG10/10	770×125×225	645×125×125	730×125×125	-	-	M:17 B:5.5	M:14 B:5.5	800	1310
4SGm10/14	4SG10/14	880×125×225	690×125×125	890×125×125	-	-	M:22.5 B:6.7	M:16.5 B:6.7	680	1120
4SGm10/18	4SG10/18	825×125×125	780×125×125	1075×125×125	-	-	M:22.5 B:8.3	M:20.5 B:8.3	900	960
4SGm10/22	4SG10/22	920×125×125	825×125×125	1210×125×125	-	-	M:25 B:9.5	M:23.5 B:9.5	800	850
-	4SG10/28	-	920×125×125	1460×125×125	-	-	-	M:27.5 B:10.8	-	720
-	4SG10/34	-	1040×125×125	1680×125×125	-	-	-	M:33.5 B:12.7	-	630

Model		Dim. (mm)					G.W.(kg)		20"Loading Qty.(pcs)	
Single-phase	Three-phase	Motor(L×W×H)		Body (L×W×H)	Pump(L×W×H)		Single-phase	Three-phase	Single-phase	Three-phase
		Single-phase	Three-phase		Single-phase	Three-phase				
4SGm12/4	4SG12/4	-	-	-	1100×110×185	935×110×185	16.1	14.4	1170	1420
4SGm12/6	4SG12/6	-	-	-	1255×110×185	1075×110×185	18.9	17.3	1050	1230
4SGm12/8	4SG12/8	770×125×225	645×125×125	730×125×125	-	-	M:17 B:6.2	M:14 B:6.2	1150	1310
4SGm12/12	4SG12/12	880×125×225	690×125×225	1020×125×125	-	-	M:22.5 B:8.1	M:16.5 B:8.1	900	1030
4SGm12/16	4SG12/16	825×125×125	780×125×225	1180×125×125	-	-	M:22.5 B:10.2	M:20.5 B:10.2	850	900
4SGm12/20	4SG12/20	920×125×125	825×125×225	1460×125×125	-	-	M:25 B:12.1	M:23.5 B:12.1	700	750
-	4SG12/26	-	920×125×225	1735×125×125	-	-	-	M:27.5 B:15.7	-	640
-	4SG12/32	-	1040×125×125	2060×125×125	-	-	-	M:33.5 B:18.4	-	540

Model		Dim. (mm)					G.W.(kg)		20"Loading Qty.(pcs)	
Single-phase	Three-phase	Motor(L×W×H)		Body (L×W×H)	Pump(L×W×H)		Single-phase	Three-phase	Single-phase	Three-phase
		Single-phase	Three-phase		Single-phase	Three-phase				
4SGm16/4	4SG16/4	-	-	-	1255×110×185	1075×110×185	18.6	17	1050	1230
4SGm16/6	4SG16/6	770×125×225	590×125×125	810×125×125	-	-	M:17 B:5.1	M:17.7 B:6.3	1080	1230
4SGm16/9	4SG16/9	880×125×225	645×125×125	1020×125×125	-	-	M:27.7 B:6.8	M:21.7 B:7.8	900	1030
4SGm16/12	4SG16/12	825×125×125	700×125×125	1255×125×125	-	-	M:22.5 B:9.8	M:27.2 B:9.8	820	870
4SGm16/16	4SG16/16	920×125×125	780×125×125	1550×125×125	-	-	M:25 B:11.9	M:31.7 B:11.9	680	720
-	4SG16/20	-	870×125×125	1855×125×125	-	-	-	M:37.8 B:14.5	-	610
-	4SG16/24	-	975×125×125	2150×125×125	-	-	-	M:46.8 B:16.5	-	520

NOTE: Motor packaged without submersible drop cable, package dimensions enlarged if necessary.

4"Deep Well Pumps

4SP(m)

Performance Range

Max. Flow:17m³/h
Max. Head:257m

Application Limits

- Max. ambient temperature< 40℃ ;
- Maximum permissible quantity of sand:100g/m³ ;
- Hydrogen sulfide content up to 1.5mg/L, chloride ion content up to 400mg/L;
- pH 6.5 to 8.5;
- Maximum: 70 m below the static water table.

Certificate

CE

Application Fields

- Building/construction work/Domestic water supply;
- Irrigation and Small water work;
- Landscaping;
- Water conservancy system;
- Factory.

Features

- Edible oil filled motor, stable& reliable running with pressure regulating membrane;
- Single phase motor equipped with start box which built in capacitor & current mode thermal protector, convenient for replacement;
- Available with cable with a motor plug, disassemble conveniently;
- Pump sleeve with screw thread, single stage floating impellers, except 16 m³/hrs series which with integrated stage floating impellers;
- Installation in 4" or larger boreholes;

Model Instruction

4 SP (m) 3 / 6

- Number of Stages
- Rated Flow(m³/h)
- Phase Code: m=Single-Phase, Blank = Three-Phase
- Type Range
- Minimum Suit Boreholes (Inch)

Performance Curve

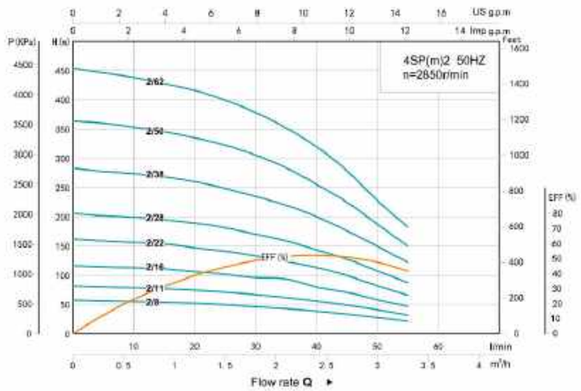

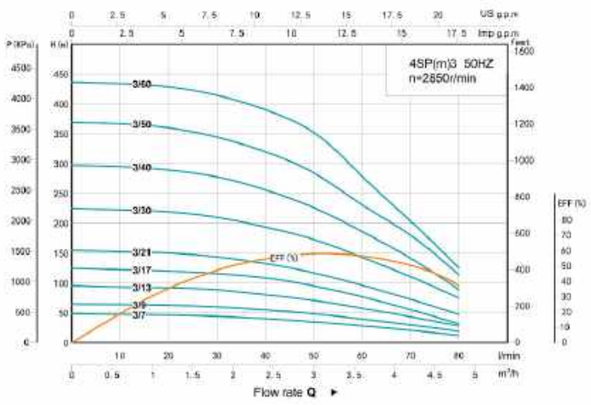

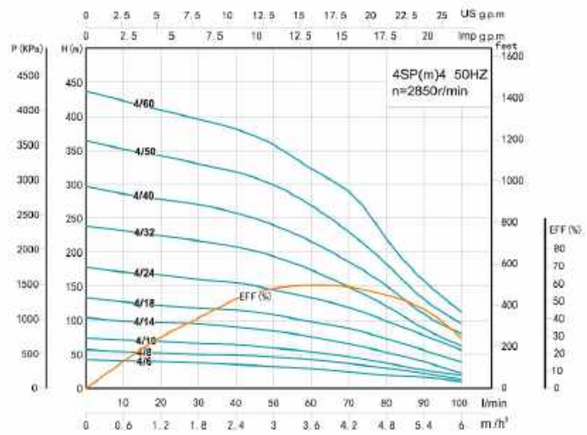

Performance Curve

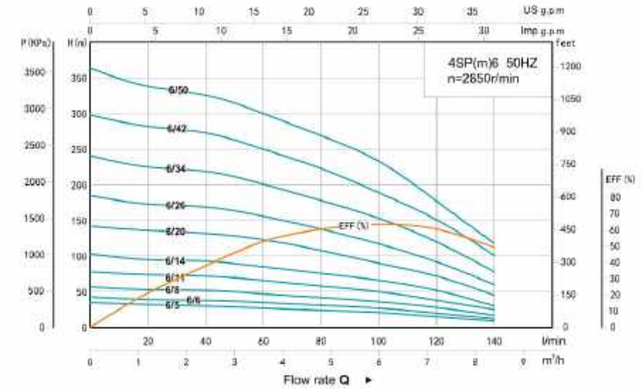

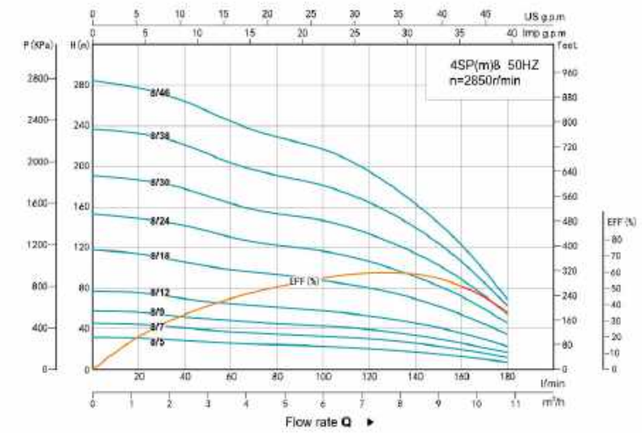

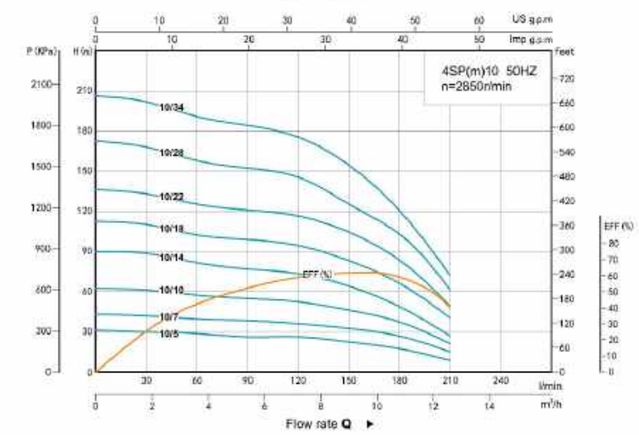

Performance Curve

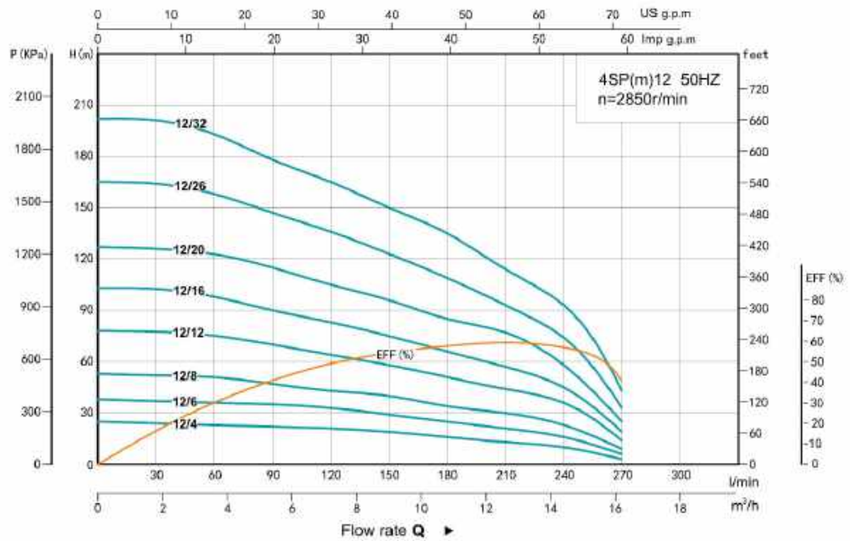

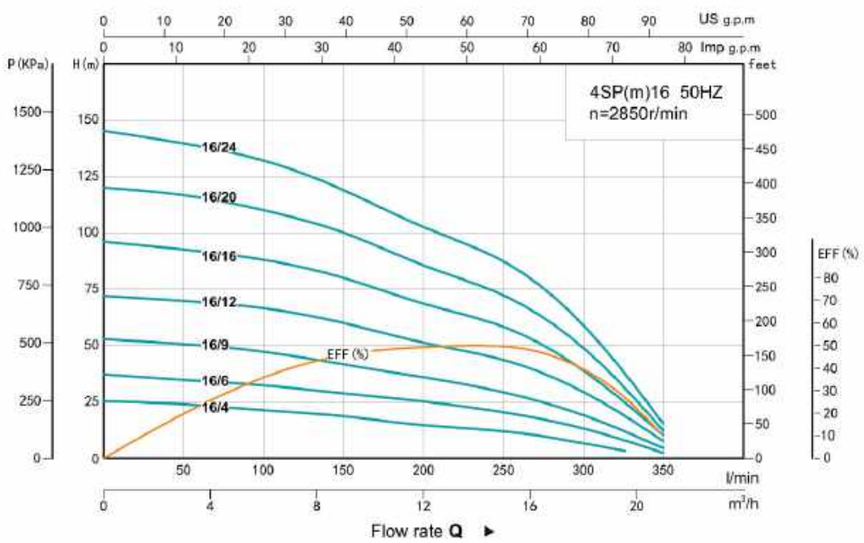

Model		Power		Rate Current (A)		Flow													Head Range (m)
Single-Phase 220V	Three-Phase 380V	kW	HP	Single-Phase 220V	Three-Phase 380V	m³/h	0	0.3	0.6	0.9	1.2	1.5	1.8	2.1	2.4	2.7	3	3.3	
						l/min	0	5	10	15	20	25	30	35	40	45	50	55	
4SPm2/8-0.37	-	0.37	0.5	4.2	-	H(m)	58	56	55	54	52	50	46	43	38	34	27	21	55~22
4SPm2/11-0.55	-	0.55	0.75	5.2	-		80	80	79	77	74	71	67	62	56	49	41	32	77~34
4SPm2/16-0.75	4SP2/16-0.75	0.75	1	6.9	2.7		117	114	113	111	106	102	96	94	80	71	58	47	113~49
4SPm2/22-1.1	4SP2/22-1.1	1.1	1.5	9.5	3.6		162	159	156	154	147	141	133	124	113	100	82	66	156~69
4SPm2/28-1.5	4SP2/28-1.5	1.5	2	12.2	4.8		206	202	199	195	189	181	170	159	143	128	108	87	199~91
4SPm2/38-2.2	4SP2/38-2.2	2.2	3	17.3	6.4		283	278	274	268	260	249	235	220	200	176	150	122	274~127
-	4SP2/50-3	3	4	-	8.9		364	360	353	345	335	323	306	284	256	225	188	150	353~156
-	4SP2/62-4	4	5.5	-	10.9		454	446	438	427	416	400	379	352	320	279	228	183	438~190

Model		Power		Rate Current (A)		Flow									Head Range (m)
Single-Phase 220V	Three-Phase 380V	kW	HP	Single-Phase 220V	Three-Phase 380V	m³/h	0	0.6	1.2	1.8	2.4	3	3.6	4.2	4.8	
						l/min	0	10	20	30	40	50	60	70	80	
4SPm3/7-0.37	-	0.37	0.5	4.2	-	H(m)	49	48	47	44	40	35	28	23	12	47~25
4SPm3/9-0.55	-	0.55	0.75	5.2	-		65	64	63	60	55	48	40	30	19	63~35
4SPm3/13-0.75	4SP3/13-0.75	0.75	1	6.9	2.7		96	93	92	89	80	71	58	44	28	92~51
4SPm3/17-1.1	4SP3/17-1.1	1.1	1.5	9.5	3.6		125	122	120	116	109	95	77	56	32	120~67
4SPm3/21-1.5	4SP3/21-1.5	1.5	2	12.2	4.8		155	153	150	144	133	117	96	73	48	150~85
4SPm3/30-2.2	4SP3/30-2.2	2.2	3	17.3	6.4		225	223	219	210	194	173	143	111	75	219~127
-	4SP3/40-3	3	4	-	8.9		297	295	289	278	256	226	186	142	89	289~165
-	4SP3/50-4	4	5.5	-	10.9		369	367	360	344	320	284	231	180	114	360~206
-	4SP3/60-5.5	5.5	7.5	-	15.4		436	434	429	415	387	352	273	204	125	429~241

Model		Power		Rate Current (A)		Flow											Head Range (m)
Single-Phase 220V	Three-Phase 380V	kW	HP	Single-Phase 220V	Three-Phase 380V	m³/h	0	0.6	1.2	1.8	2.4	3	3.6	4.2	4.8	5.4	6	
						l/min	0	10	20	30	40	50	60	70	80	90	100	
4SPm4/6-0.37	-	0.37	0.5	4.2	-	H(m)	42	40	39	37	35	32	29	24	19	16	10	39~15
4SPm4/8-0.55	-	0.55	0.75	5.2	-		57	54	52	50	49	46	44	36	30	22	13	52~21
4SPm4/10-0.75	4SP4/10-0.75	0.75	1	6.9	2.7		74	71	69	66	64	59	54	46	37	27	19	69~30
4SPm4/14-1.1	4SP4/14-1.1	1.1	1.5	9.5	3.6		104	99	97	95	90	84	76	65	53	39	22	97~43
4SPm4/18-1.5	4SP4/18-1.5	1.5	2	12.2	4.8		133	127	122	118	115	108	98	88	73	56	38	124~57
4SPm4/24-2.2	4SP4/24-2.2	2.2	3	17.3	6.4		178	171	167	160	155	145	133	119	99	78	56	167~79
-	4SP4/32-3	3	4	-	8.9		239	232	224	217	208	194	174	149	121	88	62	210~100
-	4SP4/40-4	4	5.5	-	10.9		297	286	278	270	258	240	216	186	151	109	80	266~110
-	4SP4/50-5.5	5.5	7.5	-	15.4		364	352	342	330	318	299	269	230	183	131	95	336~177
-	4SP4/60-7.5	7.5	10	-	18.6		437	423	409	396	381	358	323	289	220	158	112	404~210

Model		Power		Rate Current (A)		Flow									Head Range (m)
Single-Phase 220V	Three-Phase 380V	kW	HP	Single-Phase 220V	Three-Phase 380V	m³/h	0	1.2	2.4	3.6	4.8	6	7.2	8.4	
						l/min	0	10	20	30	40	50	60	70	
4SPm6/5-0.37	-	0.37	0.55	4.2	-	H(m)	35	32	30	27	24	21	15	9	30~11
4SPm6/6-0.55	-	0.55	0.75	5.2	-		43	39	38	35	31	27	20	12	38~16
4SPm6/8-0.75	4SP6/8-0.75	0.75	1	6.9	2.7		57	53	52	47	42	36	28	17	52~22
4SPm6/11-1.1	4SP6/11-1.1	1.1	1.5	9.5	3.6		78	74	72	66	58	50	38	25	73~31
4SPm6/14-1.5	4SP6/14-1.5	1.5	2	12.2	4.8		103	95	93	85	76	66	52	30	93~40
4SPm6/20-2.2	4SP6/20-2.2	2.2	3	17.3	6.4		142	136	132	123	108	90	72	45	135~55
-	4SP6/26-3	3	4	-	8.9		185	173	169	156	138	117	92	60	172~75
-	4SP6/34-4	4	5.5	-	10.9		241	225	219	201	178	153	120	78	223~98
-	4SP6/42-5.5	5.5	7.5	-	15.4		298	282	273	250	223	189	151	101	278~130
-	4SP6/50-7.5	7.5	10	-	18.6		364	338	326	300	269	233	177	118	334~148

Model		Power		Rate Current (A)		Flow											Head Range (m)
Single-Phase	Three-Phase	kW	HP	Single-Phase	Three-Phase	m³/h	0	1.2	2.4	3.6	4.8	6	7.2	8.4	9.6	10.8	
220V	380V			220V	380V	l/min	0	20	40	60	80	100	120	140	160	180	
4SPm8/5-0.55	-	0.55	0.75	5.2	-		32	31	28	26	25	23	21	17	13	7	28~11
4SPm8/7-0.75	4SP8/7-0.75	0.75	1	6.9	2.7		46	44	41	37	35	33	30	26	20	12	41~17
4SPm8/9-1.1	4SP8/9-1.1	1.1	1.5	9.5	3.6		57	56	52	48	45	43	39	34	28	17	52~23
4SPm8/12-1.5	4SP8/12-1.5	1.5	2	12.2	4.8		77	76	70	65	61	58	53	46	36	23	70~32
4SPm8/18-2.2	4SP8/18-2.2	2.2	3	17.3	6.4	H(m)	118	114	106	98	94	88	80	70	54	35	106~48
-	4SP8/24-3	3	4	-	8.9		153	149	142	130	122	117	106	91	72	46	142~64
-	4SP8/30-4	4	5.5	-	10.9		191	187	178	163	153	147	133	114	89	54	178~78
-	4SP8/38-5.5	5.5	7.5	-	15.4		237	232	221	203	191	181	164	140	106	62	221~93
-	4SP8/46-7.5	7.5	10	-	18.6		285	277	264	244	229	217	195	163	123	69	264~106

Model		Power		Rate Current (A)		Flow									Head Range (m)
Single-Phase	Three-Phase	kW	HP	Single-Phase	Three-Phase	m³/h	0	1.8	3.6	5.4	7.2	9	10.8	12.6	
220V	380V			220V	380V	l/min	0	30	60	90	120	150	180	210	
4SPm10/5-0.75	4SP10/5-0.75	0.75	1	6.9	2.7		31	30	29	27	26	23	18	9	29~9
4SPm10/7-1.1	4SP10/7-1.1	1.1	1.5	9.5	3.6		43	42	40	39	36	33	27	15	40~15
4SPm10/10-1.5	4SP10/10-1.5	1.5	2	12.2	4.8		63	61	58	55	53	46	38	21	59~21
4SPm10/14-2.2	4SP10/14-2.2	2.2	3	17.3	6.4		90	89	82	77	74	64	49	26	84~26
-	4SP10/18-3	3	4	-	8.9	H(m)	113	110	102	99	95	83	66	41	105~41
-	4SP10/22-4	4	5.5	-	10.9		136	133	125	121	117	105	84	50	128~50
-	4SP10/28-5.5	5.5	7.5	-	15.4		172	168	158	152	146	125	103	62	161~62
-	4SP10/34-7.5	7.5	10	-	18.6		206	202	191	184	175	155	121	72	194~72

Model		Power		Rate Current (A)		Flow										Head Range (m)
Single-Phase	Three-Phase	kW	HP	Single-Phase	Three-Phase	m³/h	0	1.8	3.6	5.4	7.2	9	10.8	12.6	14.4	16.2	
220V	380V			220V	380V	l/min	0	30	60	90	120	150	180	210	240	270	
4SPm12/4-0.75	4SP12/4-0.75	0.75	1	6.9	2.7		25	24	23	22	21	19	16	13	10	3	23~9
4SPm12/6-1.1	4SP12/6-1.1	1.1	1.5	9.5	3.6		38	37	36	35	33	29	25	21	16	6	35~16
4SPm12/8-1.5	4SP12/8-1.5	1.5	2	12.2	4.8		53	52	51	47	43	40	34	30	23	9	49~21
4SPm12/12-2.2	4SP12/12-2.2	2.2	3	17.3	6.4		78	77	76	70	64	58	51	44	36	14	73~35
-	4SP12/16-3	3	4	-	8.9	H(m)	103	102	98	90	83	75	66	57	45	19	95~45
-	4SP12/20-4	4	5.5	-	10.9		127	126	124	115	105	96	85	77	58	25	119~56
-	4SP12/26-5.5	5.5	7.5	-	15.4		165	164	158	147	136	123	109	93	74	33	152~69
-	4SP12/32-7.5	7.5	10	-	18.6		202	201	193	178	165	150	135	114	93	43	189~88

Model		Power		Rate Current (A)		Flow									Head Range (m)
Single-Phase	Three-Phase	kW	HP	Single-Phase	Three-Phase	m³/h	0	3	6	9	12	15	18	21	
220V	380V			220V	380V	l/min	0	50	100	150	200	250	300	350	
4SPm16/4-1.1	4SP16/4-1.1	1.1	1.5	9.5	3.6		25	24	21	19	15	12	7	-	23~3
4SPm16/6-1.5	4SP16/6-1.5	1.5	2	12.2	4.8		37	35	32	29	25	20	13	3	34~8
4SPm16/9-2.2	4SP16/9-2.2	2.2	3	17.3	6.4		53	51	47	42	36	29	19	5	49~13
-	4SP16/12-3	3	4	-	8.9	H(m)	72	70	67	60	51	44	29	8	68~19
-	4SP16/16-4	4	5.5	-	10.9		96	93	88	80	69	58	39	10	91~25
-	4SP16/20-5.5	5.5	7.5	-	15.4		120	117	110	100	86	72	49	12	114~32
-	4SP16/24-7.5	7.5	10	-	18.6		145	140	132	119	103	87	59	15	136~38

Components & Materials

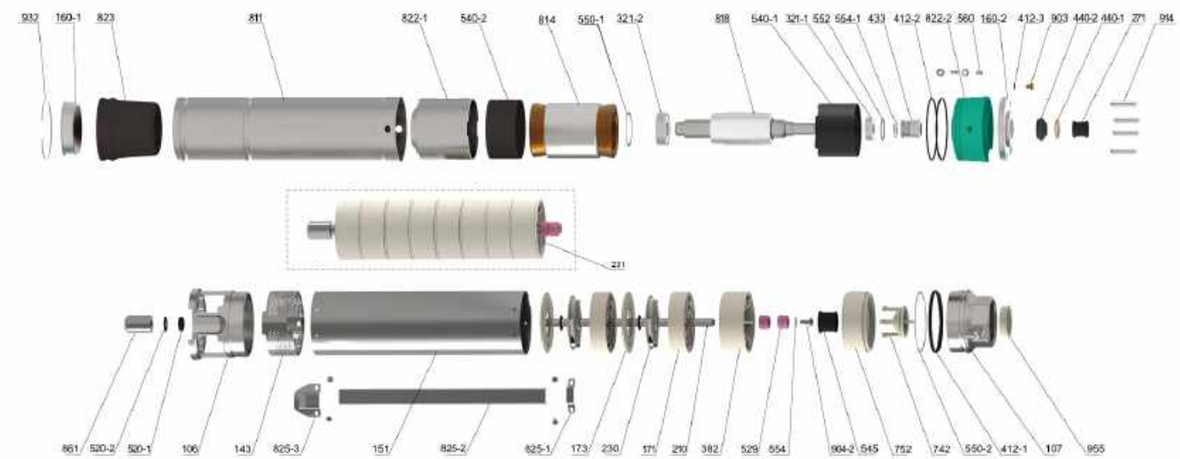

No.	Part name	No.	Part name	No.	Part name
106	Inlet joint	412-2	O-ring	742	Bonnet
107	Delivery chamber	412-3	O-ring	811	Casing
143	Net cover	433	Mechanical seal	814	Stator core with winding
151	Sleeve	440-1	Anti-sand pad	818	Rotor
160-1	Bottom cover	440-2	Anti-sand seat	822-1	Lower bearing block
160-2	Cover plate	520-1	Spacer bush	822-2	Oil chamber
171	Guide vane	520-2	Spacer bush	823	Pressure regulating film
173	Guide vane cover plate	529	Shaft sleeve	825-1	Small pressing plate
210	Pump shaft	540-1	Upper spacer sleeve	825-2	Cable pressing plate
230	Impeller	540-2	Lower spacer sleeve	861	Coupling
231	Impeller string	545	Middle rubber bearing	903	Vent cock
271	Sand shaking sleeve	550-1	Adjusting washer	914	Hexagon socket set screw
321-1	Deep groove ball bearing	550-2	Adjusting washer	932	Retaining ring
321-2	Angular contact bearing	552	Wave spring	955	Dust cover
382	Middle bearing block	554	Flat washer		
412-1	O-ring	560	Locating pin		

Dimensions & Weight

Model		Pipe Connedtion (DN)	Dim. (mm)			N.W.(kg)		
Single-phase	Three-phase		B	A Single-Phase	Three-phase	Body(kg)	Motor(kg) Single-phase	Motor(kg) Three-phase
4SPm2/8-0.37	-	G1¼	395	696	-	3	7.4	-
4SPm2/11-0.55	-		469	790	-	3.6	8.3	-
4SPm2/16-0.75	4SP2/16-0.75		594	940	930	4.5	9.4	8.4
4SPm2/22-1.1	4SP2/22-1.1		778	1159	1149	5.8	11.1	10
4SPm2/28-1.5	4SP2/28-1.5		962	1388	1343	7.3	13.1	10.6
4SPm2/38-2.2	4SP2/38-2.2		1210	1696	1646	9.8	15.8	13
-	4SP2/50-3		1544	-	2057	12.9	-	17.5
-	4SP2/62-4		1877	-	2460	16	-	20.5

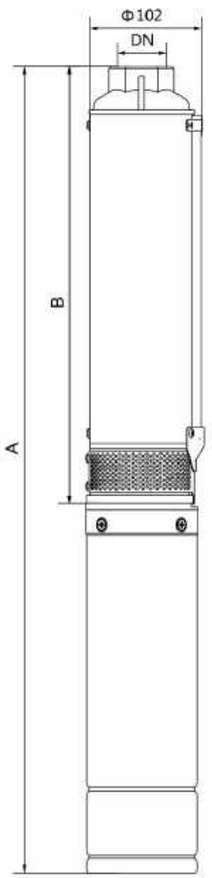

Model		Pipe Connedtion (DN)	Dim. (mm)			N.W.(kg)		
Single-phase	Three-phase		B	A Single-Phase	Three-phase	Body(kg)	Motor(kg) Single-phase	Motor(kg) Three-phase
4SPm3/7-0.37	-	G1¼	379	680	-	2.6	7.4	-
4SPm3/9-0.55	-		431	752	-	3.1	8.3	-
4SPm3/13-0.75	4SP3/13-0.75		535	881	871	4.2	9.4	8.4
4SPm3/17-1.1	4SP3/17-1.1		639	1020	1010	4.8	11.1	10
4SPm3/21-1.5	4SP3/21-1.5		813	1239	1194	6	13.1	10.6
4SPm3/30-2.2	4SP3/30-2.2		1048	1534	1484	7.8	15.8	13
-	4SP3/40-3		1343	-	1856	10.6	-	17.5
-	4SP3/50-4		1604	-	2187	13.5	-	20.5
-	4SP3/60-5.5		1899	-	2552	16	-	24

Model		Pipe Connedtion (DN)	Dim. (mm)			N.W.(kg)		
Single-phase	Three-phase		B	A Single-Phase	Three-phase	Body(kg)	Motor(kg) Single-phase	Motor(kg) Three-phase
4SPm4/6-0.37	-	G1¼	371	672	-	2.6	7.4	-
4SPm4/8-0.55	-		429	750	-	3.0	8.3	-
4SPm4/10-0.75	4SP4/10-0.75		487	833	823	3.5	9.4	8.4
4SPm4/14-1.1	4SP4/14-1.1		603	984	974	4.2	11.1	10
4SPm4/18-1.5	4SP4/18-1.5		789	1215	1170	5.6	13.1	10.6
4SPm4/24-2.2	4SP4/24-2.2		963	1449	1399	6.7	15.8	13
-	4SP4/32-3		1231	-	1744	8.7	-	17.5
-	4SP4/40-4		1463	-	2046	11.0	-	20.5
-	4SP4/50-5.5		1789	-	2442	13.9	-	24
-	4SP4/60-7.5		2079	-	2872	16.3	-	30.5

Model		Pipe Connedtion (DN)	Dim. (mm)			N.W.(kg)		
Single-phase	Three-phase		B	A Single-Phase	Three-phase	Body(kg)	Motor(kg) Single-phase	Motor(kg) Three-phase
4SPm6/5-0.37	-	G1½	361	662	-	2.6	7.4	-
4SPm6/6-0.55	-		393	714	-	2.8	8.3	-
4SPm6/8-0.75	4SP6/8-0.75		459	805	795	3.3	9.4	8.4
4SPm6/11-1.1	4SP6/11-1.1		558	939	929	4.1	11.1	10
4SPm6/14-1.5	4SP6/14-1.5		692	1118	1073	4.9	13.1	10.6
4SPm6/20-2.2	4SP6/20-2.2		923	1409	1359	6.4	15.8	13
-	4SP6/26-3		1120	-	1633	8.2	-	17.5
-	4SP6/34-4		1416	-	1999	10.3	-	20.5
-	4SP6/42-5.5		1679	-	2332	12.3	-	24
-	4SP6/50-7.5		1978	-	2771	15.3	-	30.5

Dimensions & Weight

Model		Pipe Connedtion (DN)	Dim. (mm)			N.W.(kg)		
Single-phase	Three-phase		B	A Single-Phase	Three-phase	Body(kg)	Motor(kg) Single-phase	Motor(kg) Three-phase
4SPm8/5-0.55	-	G2	387	708	-	2.7	8.3	-
4SPm8/7-0.75	4SP8/7-0.75		463	809	799	3.2	9.4	8.4
4SPm8/9-1.1	4SP8/9-1.1		539	920	910	3.7	11.1	10
4SPm8/12-1.5	4SP8/12-1.5		688	1114	1069	4.7	13.1	10.6
4SPm8/18-2.2	4SP8/18-2.2		951	1437	1387	6.5	15.8	13
-	4SP8/24-3		1179	-	1692	8.5	-	17.5
-	4SP8/30-4		1443	-	2026	10	-	20.5
-	4SP8/38-5.5		1782	-	2435	12.7	-	24
-	4SP8/46-7.5		2086	-	2879	16	-	30.5

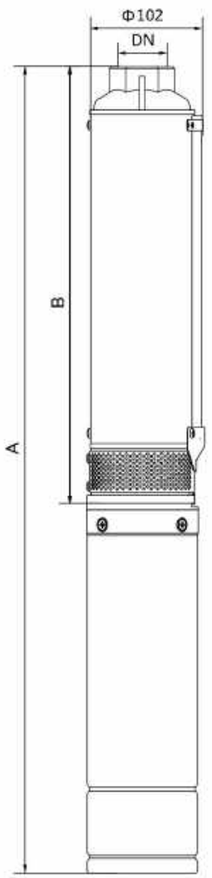

Model		Pipe Connedtion (DN)	Dim. (mm)			N.W.(kg)		
Single-phase	Three-phase		B	A Single-Phase	Three-phase	Body(kg)	Motor(kg) Single-phase	Motor(kg) Three-phase
4SPm10/5-0.75	4SP10/5-0.75	G2	387	733	723	2.7	9.4	8.4
4SPm10/7-1.1	4SP10/7-1.1		463	844	834	3.3	11.1	10
4SPm10/10-1.5	4SP10/10-1.5		612	1038	993	4.3	13.1	10.6
4SPm10/14-2.2	4SP10/14-2.2		799	1285	1235	5.4	15.8	13
-	4SP10/18-3		951	-	1464	6.7	-	17.5
-	4SP10/22-4		1103	-	1686	7.8	-	20.5
-	4SP10/28-5.5		1366	-	2019	9.7	-	24
-	4SP10/34-7.5		1595	-	2388	11.5	-	30.5
-	4SP8/46-7.5		2086	-	2879	16	-	30.5

Model		Pipe Connedtion (DN)	Dim. (mm)			N.W.(kg)		
Single-phase	Three-phase		B	A Single-Phase	Three-phase	Body(kg)	Motor(kg) Single-phase	Motor(kg) Three-phase
4SPm12/4-0.75	4SP12/4-0.75	G2	447	793	783	3.3	9.4	8.4
4SPm12/6-1.1	4SP12/6-1.1		545	926	916	4.0	11.1	10
4SPm12/8-1.5	4SP12/8-1.5		642	1068	1023	4.8	13.1	10.6
4SPm12/12-2.2	4SP12/12-2.2		893	1379	1329	6.6	15.8	13
-	4SP12/16-3		1087	-	1600	8.3	-	17.5
-	4SP12/20-4		1338	-	1921	10.6	-	20.5
-	4SP12/26-5.5		1630	-	2283	12.8	-	24
-	4SP12/32-7.5		1976	-	2769	15.3	-	30.5

Model		Pipe Connedtion (DN)	Dim. (mm)			N.W.(kg)		
Single-phase	Three-phase		B	A Single-Phase	Three-phase	Body(kg)	Motor(kg) Single-phase	Motor(kg) Three-phase
4SPm16/4-1.1	4SP16/4-1.1	G2	551	932	922	4	11.1	10
4SPm16/6-1.5	4SP16/6-1.5		701	1127	1082	5.2	13.1	10.6
4SPm16/9-2.2	4SP16/9-2.2		928	1414	1364	6.7	15.8	13
-	4SP16/12-3		1156	-	1669	8.2	-	17.5
-	4SP16/16-4		1459	-	2042	11	-	20.5
-	4SP16/20-5.5		1762	-	2415	13	-	24
-	4SP16/24-7.5		2065	-	2858	15.6	-	30.5

Packing Size & Weight

Model		Dim. (mm)					G.W.(kg)		20"Loading Qty.(pcs)	
Single-phase	Three-phase	Motor(L×W×H)		Body (L×W×H)	Pump(L×W×H)		Single-phase	Three-phase	Single-phase	Three-phase
		Single-phase	Three-phase		Single-phase	Three-phase				
4SPm2/8-0.37	-	-	-	-	1020×110×185	-	11.2	-	1340	-
4SPm2/11-0.55	-	-	-	-	1130×110×185	-	12.8	-	1210	-
4SPm2/16-0.75	4SP2/16-0.75	-	-	-	1280×110×185	1130×110×185	14.9	13.8	1070	1210
4SPm2/22-1.1	4SP2/22-1.1	-	-	-	1500×110×185	1360×110×185	18.0	16.8	910	1010
4SPm2/28-1.5	4SP2/28-1.5	770×125×225	500×125×125	1075×125×125	-	-	M:13.8 B:8.1	M:11 B:8.1	720	1130
4SPm2/38-2.2	4SP2/38-2.2	870×125×225	565×125×125	1310×125×125	-	-	M:16.6 B:10.7	M:13.4 B:10.7	620	950
-	4SP2/50-3	-	645×125×125	1680×125×125	-	-	-	M:18 B:14.1	-	770
-	4SP2/62-4	-	740×125×125	1980×125×125	-	-	-	M:21 B:17.4	-	650

Model		Dim. (mm)					G.W.(kg)		20"Loading Qty.(pcs)	
Single-phase	Three-phase	Motor(L×W×H)		Body (L×W×H)	Pump(L×W×H)		Single-phase	Three-phase	Single-phase	Three-phase
		Single-phase	Three-phase		Single-phase	Three-phase				
4SPm3/7-0.37	-	-	-	-	1020×110×185	-	10.8	-	1340	-
4SPm3/9-0.55	-	-	-	-	1075×110×185	-	12.2	-	1270	-
4SPm3/13-0.75	4SP3/13-0.75	-	-	-	1220×110×185	1075×110×185	14.5	13.4	1120	1270
4SPm3/17-1.1	4SP3/17-1.1	-	-	-	1360×110×185	1220×110×185	16.9	15.7	1010	1120
4SPm3/21-1.5	4SP3/21-1.5	770×125×225	500×125×125	935×125×125	-	-	M:13.8 B:6.7	M:11 B:6.7	770	1240
4SPm3/30-2.2	4SP3/30-2.2	870×125×225	565×125×125	1180×125×125	-	-	M:16.6 B:8.6	M:13.4 B:8.6	650	1020
-	4SP3/40-3	-	645×125×125	1460×125×125	-	-	-	M:18 B:11.6	-	850
-	4SP3/50-4	-	740×125×125	1735×125×125	-	-	-	M:21 B:14.7	-	710
-	4SP3/60-5.5	-	780×125×125	2150×125×125	-	-	-	M:24.6 B:17.5	-	610

Model		Dim. (mm)					G.W.(kg)		20"Loading Qty.(pcs)	
Single-phase	Three-phase	Motor(L×W×H)		Body (L×W×H)	Pump(L×W×H)		Single-phase	Three-phase	Single-phase	Three-phase
		Single-phase	Three-phase		Single-phase	Three-phase				
4SPm4/6-0.37	-	-	-	-	980×110×185	-	11.0	-	1300	-
4SPm4/8-0.55	-	-	-	-	1075×110×185	-	12.4	-	1230	-
4SPm4/10-0.75	4SP4/10-0.75	-	-	-	1130×110×185	930×110×185	14.0	12.8	1120	1350
4SPm4/14-1.1	4SP4/14-1.1	-	-	-	1280×110×185	1075×110×185	16.5	15.3	1000	1170
4SPm4/18-1.5	4SP4/18-1.5	770×125×225	500×125×125	890×125×125	-	-	M:13.8 B:6.3	M:11 B:6.3	740	1160
4SPm4/24-2.2	4SP4/24-2.2	870×125×225	565×125×125	1075×125×125	-	-	M:16.6 B:7.5	M:13.4 B:7.5	630	990
-	4SP4/32-3	-	645×125×125	1360×125×125	-	-	-	M:18 B:9.7	-	820
-	4SP4/40-4	-	740×125×125	1550×125×125	-	-	-	M:21B:12.1	-	720
-	4SP4/50-5.5	-	780×125×125	1910×125×125	-	-	-	M:24.6 B:15.2	-	600
-	4SP4/60-7.5	-	920×125×125	2200×125×125	-	-	-	M:31.2 B:18	-	510

Model		Dim. (mm)					G.W.(kg)		20"Loading Qty.(pcs)	
Single-phase	Three-phase	Motor(L×W×H)		Body (L×W×H)	Pump(L×W×H)		Single-phase	Three-phase	Single-phase	Three-phase
		Single-phase	Three-phase		Single-phase	Three-phase				
4SPm6/5-0.37	-	-	-	-	980×110×185	-	10.8	-	1400	-
4SPm6/6-0.55	-	-	-	-	1020×110×185	-	11.9	-	1340	-
4SPm6/8-0.75	4SP6/8-0.75	-	-	-	1130×110×185	890×110×185	13.6	12.4	1210	1540
4SPm6/11-1.1	4SP6/11-1.1	-	-	-	1255×110×185	1020×110×185	16.2	15	1090	1340
4SPm6/14-1.5	4SP6/14-1.5	770×125×225	500×125×125	770×125×125	-	-	M:13.8 B:5.6	M:11 B:5.6	830	1410
4SPm6/20-2.2	4SP6/20-2.2	870×125×225	565×125×125	1020×125×125	-	-	M:16.6 B:7.2	M:13.4 B:7.2	690	1130
-	4SP6/26-3	-	645×125×125	1210×125×125	-	-	-	M:18 B:9.1	-	960
-	4SP6/34-4	-	740×125×125	1500×125×125	-	-	-	M:21 B:11.4	-	780
-	4SP6/42-5.5	-	780×125×125	1800×125×125	-	-	-	M:24.6 B:13.5	-	690
-	4SP6/50-7.5	-	920×125×125	2060×125×125	-	-	-	M:31.2 B:16.7	-	600

Model		Dim. (mm)					G.W.(kg)		20"Loading Qty.(pcs)	
Single-phase	Three-phase	Motor(L×W×H)		Body (L×W×H)	Pump(L×W×H)		Single-phase	Three-phase	Single-phase	Three-phase
		Single-phase	Three-phase		Single-phase	Three-phase				
4SPm8/5-0.55	-	-	-	-	1020×110×185	-	11.8	-	1340	-
4SPm8/7-0.75	4SP8/7-0.75	-	-	-	1130×110×185	980×110×185	13.5	12.4	1210	1400
4SPm8/9-1.1	4SP8/9-1.1	-	-	-	1255×110×185	1130×110×185	15.8	14.6	1090	1210
4SPm8/12-1.5	4SP8/12-1.5	770×125×225	500×125×125	810×125×125	-	-	M:13.8 B:5.3	M:11 B:5.3	810	1360
4SPm8/18-2.2	4SP8/18-2.2	870×125×225	565×125×125	1075×125×125	-	-	M:16.6 B:7.3	M:13.4 B:7.3	670	1090
-	4SP8/24-3	-	645×125×125	1310×125×125	-	-	-	M:18 B:9.4	-	910
-	4SP8/30-4	-	740×125×125	1550×125×125	-	-	-	M:21 B:11.1	-	780
-	4SP8/38-5.5	-	780×125×125	1910×125×125	-	-	-	M:24.6 B:14	-	660
-	4SP8/46-7.5	-	920×125×125	2200×125×125	-	-	-	M:31.2 B:17.5	-	570

Model		Dim. (mm)					G.W.(kg)		20"Loading Qty.(pcs)	
Single-phase	Three-phase	Motor(L×W×H)		Body (L×W×H)	Pump(L×W×H)		Single-phase	Three-phase	Single-phase	Three-phase
		Single-phase	Three-phase		Single-phase	Three-phase				
4SPm10/5-0.75	4SP10/5-0.75	-	-	-	1075×110×185	955×110×185	12.9	11.8	1270	1440
4SPm10/7-1.1	4SP10/7-1.1	-	-	-	1180×110×185	1020×110×185	15.3	14.1	1060	1340
4SPm10/10-1.5	4SP10/10-1.5	770×125×225	500×125×125	730×125×125	-	-	M:13.8 B:4.9	M:11 B:4.9	840	1450
4SPm10/14-2.2	4SP10/14-2.2	870×125×225	565×125×125	890×125×125	-	-	M:16.6 B:6.1	M:13.4 B:6.1	720	1230
-	4SP10/18-3	-	645×125×125	1075×125×125	-	-	-	M:18 B:7.4	-	1040
-	4SP10/22-4	-	740×125×125	1210×125×125	-	-	-	M:21 B:8.7	-	910
-	4SP10/28-5.5	-	780×125×125	1460×125×125	-	-	-	M:24.6 B:10.7	-	800
-	4SP10/34-7.5	-	920×125×125	1680×125×125	-	-	-	M:31.2 B:12.7	-	680

Model		Dim. (mm)					G.W.(kg)		20"Loading Qty.(pcs)	
Single-phase	Three-phase	Motor(L×W×H)		Body (L×W×H)	Pump(L×W×H)		Single-phase	Three-phase	Single-phase	Three-phase
		Single-phase	Three-phase		Single-phase	Three-phase				
4SPm12/4-0.75	4SP12/4-0.75	-	-	-	1100×110×185	890×110×185	13.7	12.5	1240	1530
4SPm12/6-1.1	4SP12/6-1.1	-	-	-	1255×110×185	1020×110×185	16.2	14.9	1080	1330
4SPm12/8-1.5	4SP12/8-1.5	770×125×225	500×125×125	730×125×125	-	-	M:13.8 B:5.4	M:11 B:5.4	830	1440
4SPm12/12-2.2	4SP12/12-2.2	870×125×225	565×125×125	980×125×125	-	-	M:16.6 B:7.4	M:13.4 B:7.4	690	1140
-	4SP12/16-3	-	645×125×125	1180×125×125	-	-	-	M:18 B:9.3	-	970
-	4SP12/20-4	-	740×125×125	1415×125×125	-	-	-	M:21B:11.7	-	820
-	4SP12/26-5.5	-	780×125×125	1735×125×125	-	-	-	M:24.6 B:14.1	-	700
-	4SP12/32-7.5	-	920×125×125	2060×125×125	-	-	-	M:31.2 B:16.8	-	590

Model		Dim. (mm)					G.W.(kg)		20"Loading Qty.(pcs)	
Single-phase	Three-phase	Motor(L×W×H)		Body (L×W×H)	Pump(L×W×H)		Single-phase	Three-phase	Single-phase	Three-phase
		Single-phase	Three-phase		Single-phase	Three-phase				
4SPm16/4-1.1	4SP16/4-1.1	-	-	-	1255×110×185	1130×110×185	16.1	15	1090	1210
4SPm16/6-1.5	4SP16/6-1.5	770×125×225	500×125×125	810×125×125	-	-	M:13.8 B:5.8	M:11 B:5.8	810	1360
4SPm16/9-2.2	4SP16/9-2.2	870×125×225	565×125×125	1020×125×125	-	-	M:16.6 B:7.4	M:13.4 B:7.4	690	1130
-	4SP16/12-3	-	645×125×125	1255×125×125	-	-	-	M:18 B:9.1	-	940
-	4SP16/16-4	-	740×125×125	1550×125×125	-	-	-	M:21B:12.1	-	780
-	4SP16/20-5.5	-	780×125×125	1855×125×125	-	-	-	M:24.6 B:14.3	-	680
-	4SP16/24-7.5	-	920×125×125	2150×125×125	-	-	-	M:31.2 B:17.1	-	580

4"Deep Well Pumps

4SE(m)-T

Performance Range

Max. Flow:22m³/h
Max. Head:480m

Application Limits

- Max. ambient temperature< 40℃ ;
- Maximum permissible quantity of sand:100g/m³ ;
- Hydrogen sulfide content up to 1.5mg/L, chloride ion content up to 400mg/L;
- pH 6.5 to 8.5;
- Maximum: 70 m below the static water table.

Certificate

CE

Application Fields

- Building/construction work/Domestic water supply;
- Irrigation and Small water work;
- Landscaping;
- Water conservancy system;
- Factory.

Features

- Edible oil filled motor, stable& reliable running with pressure regulating membrane;
- Single phase motor with built in B Grade oil proofed capacitor &thermal mode protector;
- Available with cable with a motor plug, disassemble conveniently;
- Available with pump casing with plug, 2~12 m³/hrs series with single stage floating impellers, 16m³/hrs series with integrated stage floating impellers;
- Installation in 4" or larger boreholes;

Model Instruction

4 SE (m) 2/6 T

- T — Cast Iron
- 6 — Number of Stages
- 2 — Rated Flow(m³/h)
- (m) — Phase Code: m=Single-Phase, Blank = Three-Phase
- SE — Type Range
- 4 — Minimum Suit Boreholes (Inch)

Performance Curve

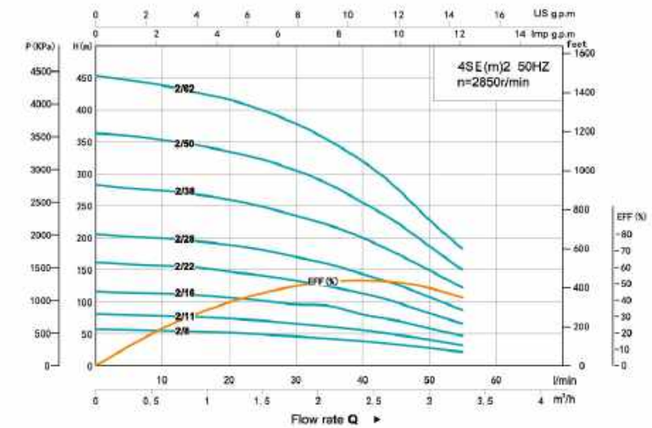

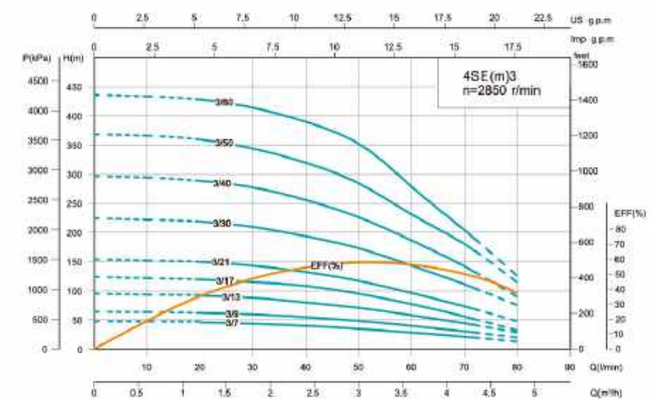

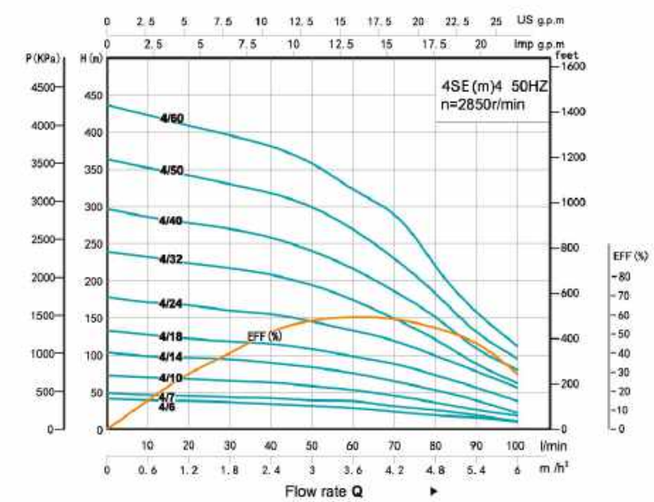

Performance Curve

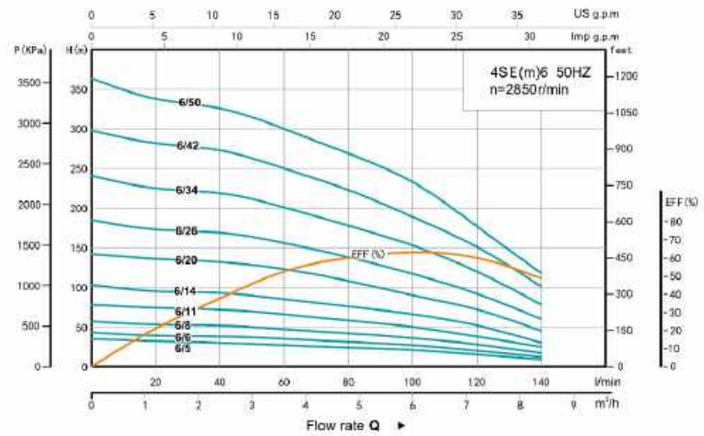

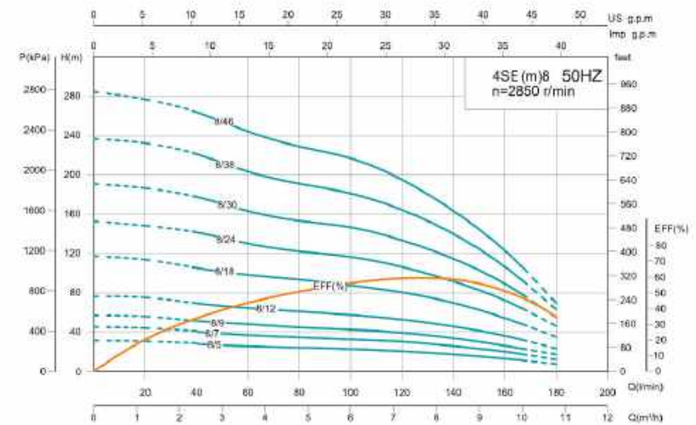

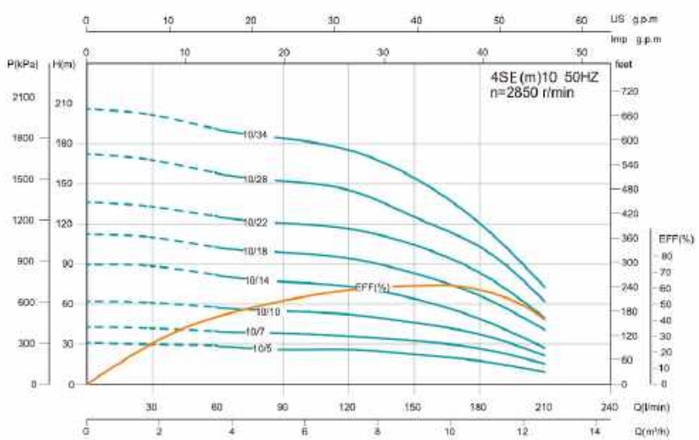

Performance Curve

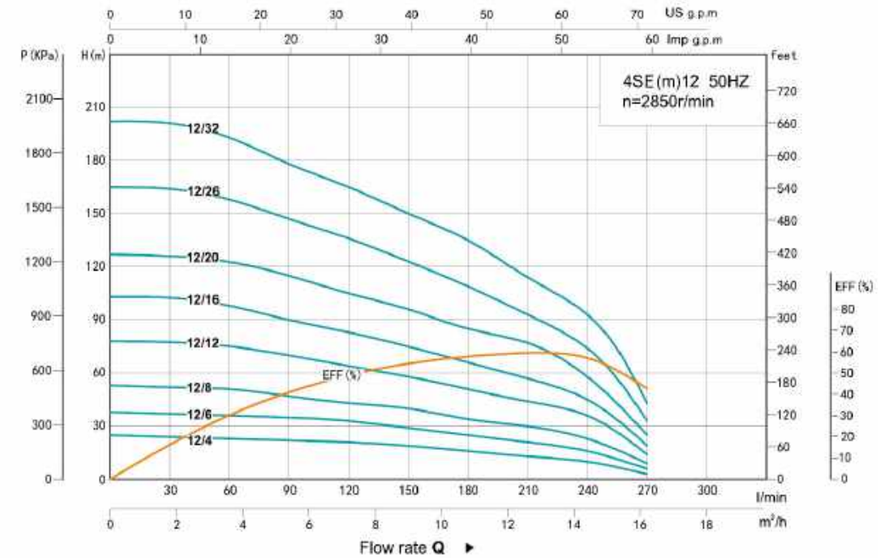

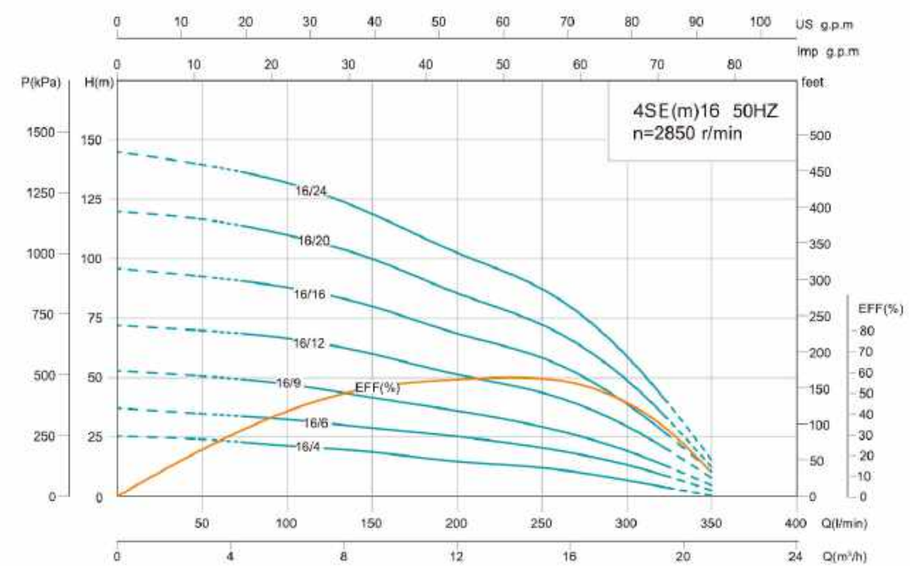

Model		Power		Rate Current (A)		Flow															Head Range (m)
Single-Phase	Three-Phase	kW	HP	Single-Phase	Three-Phase	m³/h	0	0.3	0.6	0.9	1.2	1.5	1.8	2.1	2.4	2.7	3	3.3	3.6		
220V	380V			220V	380V	l/min	0	5	10	15	20	25	30	35	40	45	50	55	60		
4SEm2/8T	-	0.37	0.5	4.2	-	H(m)	58	56	55	54	52	50	46	43	38	34	27	21	15		55~22
4SEm2/11T	-	0.55	0.75	5.2	-		80	80	79	77	74	71	67	62	56	49	41	32	23		77~34
4SEm2/16T	4SE2/16T	0.75	1	6.9	2.7		117	114	113	111	106	102	96	94	80	71	58	47	35		113~49
4SEm2/22T	4SE2/22T	1.1	1.5	9.5	3.6		162	159	156	154	147	141	133	124	113	100	82	66	50		156~69
4SEm2/28T	4SE2/28T	1.5	2	12.2	4.8		206	202	199	195	189	181	170	159	143	128	108	87	62		199~91
4SEm2/38T	4SE2/38T	2.2	3	17.3	6.4		283	278	274	268	260	249	235	220	200	176	150	122	91		274~127
4SEm2/50T	4SE2/50T	3	4	21	10.5		364	360	353	345	335	323	306	284	256	225	188	150	109		353~156
4SEm2/62T	4SE2/62T	4	5.5	27	12.7		454	446	438	427	416	400	379	352	320	279	228	183	135		438~190

Model		Power		Rate Current (A)		Flow											Head Range (m)
Single-Phase	Three-Phase	kW	HP	Single-Phase	Three-Phase	m³/h	0	0.6	1.2	1.8	2.4	3	3.6	4.2	4.8		
220V	380V			220V	380V	l/min	0	10	20	30	40	50	60	70	80		
4SEm3/7T	-	0.37	0.5	4.2	-		49	48	47	44	40	35	28	23	12		47~25
4SEm3/9T	-	0.55	0.75	5.2	-		65	64	63	60	55	48	40	30	19		63~35
4SEm3/13T	4SE3/13T	0.75	1	6.9	2.7		96	93	92	89	80	71	58	44	28		92~51
4SEm3/17T	4SE3/17T	1.1	1.5	9.5	3.6		125	122	120	116	109	95	77	56	32		120~67
4SEm3/21T	4SE3/21T	1.5	2	12.2	4.8	H(m)	155	153	150	144	133	117	96	73	48		150~85
4SEm3/30T	4SE3/30T	2.2	3	17.3	6.4		225	223	219	210	194	173	143	111	75		219~127
4SEm3/40T	4SE3/40T	3	4	21	10.5		297	295	289	278	256	226	186	142	89		289~165
4SEm3/50T	4SE3/50T	4	5.5	27	12.7		369	367	360	344	320	284	231	180	114		360~206
-	4SE3/60T	5.5	7.5	-	17.5		436	434	429	415	387	352	273	204	125		429~241

Model		Power		Rate Current (A)		Flow											Head RanEe (m)
SinEle-Phase	Three-Phase	kW	HP	SinEle-Phase	Three-Phase	m³/h	0	0.6	1.2	1.8	2.4	3	3.6	4.2	4.8	5.4	6	
220V	380V			220V	380V	l/min	0	10	20	30	40	50	60	70	80	90	100	
4SEm4/6T	-	0.37	0.5	4.2	-	H(m)	42	40	39	37	35	32	29	24	19	16	10	39~15
4SEm4/7T	-	0.55	0.75	5.2	-		50	46	45	43	42	39	38	31	26	19	11	45~19
4SEm4/10T	4SE4/10T	0.75	1	6.9	2.7		74	71	69	66	64	59	54	46	37	27	19	69~30
4SEm4/14T	4SE4/14T	1.1	1.5	9.5	3.6		104	99	97	95	90	84	76	65	53	39	22	97~43
4SEm4/18T	4SE4/18T	1.5	2	12.2	4.8		133	127	122	118	115	108	98	88	73	56	38	124~57
4SEm4/24T	4SE4/24T	2.2	3	17.3	6.4		178	171	167	160	155	145	133	119	99	78	56	167~79
4SEm4/32T	4SE4/32T	3	4	21	10.5		239	232	224	217	208	194	174	149	121	88	62	210~100
4SEm4/40T	4SE4/40T	4	5.5	27	12.7		297	286	278	270	258	240	216	186	151	109	80	266~110
-	4SE4/50T	5.5	7.5	-	17.5		364	352	342	330	318	299	269	230	183	131	95	336~177
-	4SE4/60T	7.5	10	-	19.6		437	423	409	396	381	358	323	289	220	158	112	404~210

Model		Power		Rate Current (A)		Flow									Head Range (m)
Single-Phase	Three-Phase	kW	HP	Single-Phase	Three-Phase	m³/h	0	1.2	2.4	3.6	4.8	6	7.2	8.4	
220V	380V			220V	380V	l/min	0	20	40	60	80	100	120	140	
4SEm6/5T	-	0.37	0.55	4.2	-		35	32	30	27	24	21	15	9	30~11
4SEm6/6T	-	0.55	0.75	5.2	-		43	39	38	35	31	27	20	12	38~16
4SEm6/8T	4SE6/8T	0.75	1	6.9	2.7		57	53	52	47	42	36	28	17	52~22
4SEm6/11T	4SE6/11T	1.1	1.5	9.5	3.6		78	74	72	66	58	50	38	25	73~31
4SEm6/14T	4SE6/14T	1.5	2	12.2	4.8		103	95	93	85	76	66	52	30	93~40
4SEm6/20T	4SE6/20T	2.2	3	17.3	6.4	H(m)	142	136	132	123	108	90	72	45	135~55
4SEm6/26T	4SE6/26T	3	4	21	10.5		185	173	169	156	138	117	92	60	172~75
4SEm6/34T	4SE6/34T	4	5.5	27	12.7		241	225	219	201	178	153	120	78	223~98
-	4SE6/42T	5.5	7.5	-	17.5		298	282	273	250	223	189	151	101	278~130
-	4SE6/50T	7.5	10	-	19.6		364	338	326	300	269	233	177	118	334~148

Model		Power		Rate Current (A)		Flow										Head Range (m)
Single-Phase	Three-Phase	kW	HP	Single-Phase	Three-Phase	m³/h	0	1.2	2.4	3.6	4.8	6	7.2	8.4	9.6	10.8	
220V	380V			220V	380V	l/min	0	20	40	60	80	100	120	140	160	180	
4SEm8/5T	-	0.55	0.75	5.2	-		32	31	28	26	25	23	21	17	13	7	28~11
4SEm8/7T	4SE8/7T	0.75	1	6.9	2.7		46	44	41	37	35	33	30	26	20	12	41~17
4SEm8/9T	4SE8/9T	1.1	1.5	9.5	3.6		57	56	52	48	45	43	39	34	26	17	52~23
4SEm8/12T	4SE8/12T	1.5	2	12.2	4.8		77	76	70	65	61	58	53	46	36	23	70~32
4SEm8/18T	4SE8/18T	2.2	3	17.3	6.4	H(m)	118	114	106	98	94	88	80	70	54	35	106~48
4SEm8/24T	4SE8/24T	3	4	21	10.5		153	149	142	130	122	117	106	91	72	46	142~64
4SEm8/30T	4SE8/30T	4	5.5	27	12.7		191	187	178	163	153	147	133	114	89	54	178~78
-	4SE8/38T	5.5	7.5	-	17.5		237	232	221	203	191	181	164	140	106	62	221~93
-	4SE8/46T	7.5	10	-	19.6		285	277	264	244	229	217	195	163	123	69	264~106

Model		Power		Rate Current (A)		Flow									Head Range (m)
Single-Phase	Three-Phase	kW	HP	Single-Phase	Three-Phase	m³/h	0	1.8	3.6	5.4	7.2	9	10.8	12.6	
220V	380V			220V	380V	l/min	0	30	60	90	120	150	180	210	
4SEm10/5T	4SE10/5T	0.75	1	6.9	2.7		31	30	29	27	26	23	18	9	29~9
4SEm10/7T	4SE10/7T	1.1	1.5	9.5	3.6		43	42	40	39	36	33	27	15	40~15
4SEm10/10T	4SE10/10T	1.5	2	12.2	4.8		63	61	58	55	53	46	38	21	59~21
4SEm10/14T	4SE10/14T	2.2	3	17.3	6.4		90	89	82	77	74	64	49	26	84~26
4SEm10/18T	4SE10/18T	3	4	21	10.5	H(m)	113	110	102	99	95	83	66	41	105~41
4SEm10/22T	4SE10/22T	4	5.5	27	12.7		136	133	125	121	117	105	84	50	128~50
-	4SE10/28T	5.5	7.5	-	17.5		172	168	158	152	146	125	103	62	161~62
-	4SE10/34T	7.5	10	-	19.6		206	202	191	184	175	155	121	72	194~72

Model		Power		Rate Current (A)		Flow											Head Range (m)
Single-Phase	Three-Phase	kW	HP	Single-Phase	Three-Phase	m³/h	0	1.8	3.6	5.4	7.2	9	10.8	12.6	14.4	16.2	
220V	380V			220V	380V	l/min	0	30	60	90	120	150	180	210	240	270	
4SEm12/4T	4SE12/4T	0.75	1	6.9	2.7	H(m)	25	24	23	22	21	19	16	13	10	3	23~9
4SEm12/6T	4SE12/6T	1.1	1.5	9.5	3.6		38	37	36	35	33	29	25	21	16	6	35~16
4SEm12/8T	4SE12/8T	1.5	2	12.2	4.8		53	52	51	47	43	40	34	30	23	9	49~21
4SEm12/12T	T4SE12/12	2.2	3	17.3	6.4		78	77	76	70	64	58	51	44	36	14	73~35
4SEm12/16T	4SE12/16T	3	4	21	10.5		103	102	98	90	83	75	66	57	45	19	95~45
4SEm12/20T	4SE12/20T	4	5.5	27	12.7		127	126	124	115	105	96	85	77	58	25	119~56
-	4SE12/26T	5.5	7.5	-	17.5		165	164	158	147	136	123	109	93	74	33	152~69
-	4SE12/32T	7.5	10	-	19.6		202	201	193	178	165	150	135	114	93	43	189~88

Model		Power		Rate Current (A)		Flow									Head Range (m)
Single-Phase	Three-Phase	kW	HP	Single-Phase	Three-Phase	m³/h	0	3	6	9	12	15	18	21	
220V	380V			220V	380V	l/min	0	50	100	150	200	250	300	350	
4SEm16/4T	4SE16/4T	1.1	1.5	9.5	3.6	H(m)	25	24	21	19	15	12	7	-	23~3
4SEm16/6T	4SE16/6T	1.5	2	12.2	4.8		37	35	32	29	25	20	13	3	34~8
4SEm16/9T	4SE16/9T	2.2	3	17.3	6.4		53	51	47	42	36	29	19	5	49~13
4SEm16/12T	4SE16/12T	3	4	21	10.5		72	70	67	60	51	44	29	8	68~19
4SEm16/16T	4SE16/16T	4	5.5	27	12.7		96	93	88	80	69	58	39	10	91~25
-	4SE16/20T	5.5	7.5	-	17.5		120	117	110	100	86	72	49	12	114~32
-	4SE16/24T	7.5	10	-	19.6		145	140	132	119	103	87	59	15	136~38

Components & Materials

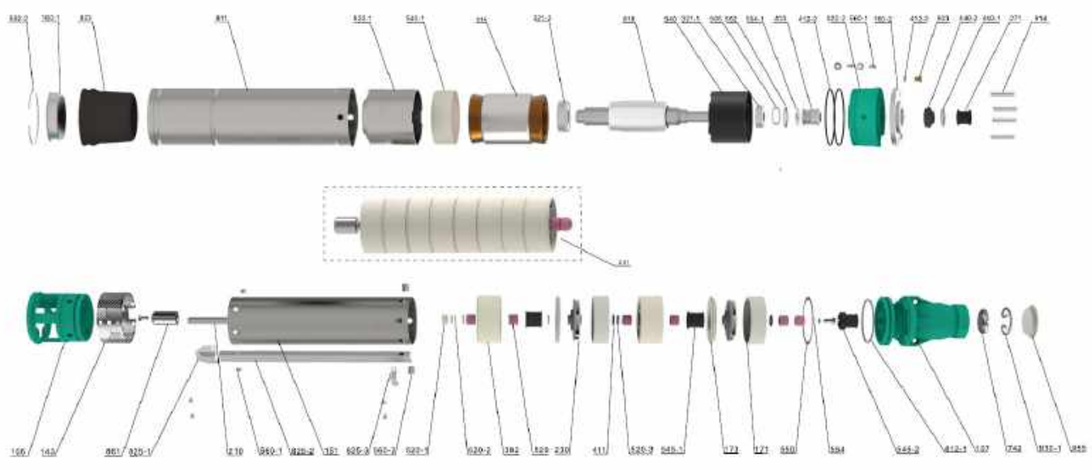

No.	Part name	No.	Part name	No.	Part name
106	Inlet joint	412-3	O-ring	742	Bonnet
107	Delivery chamber	433	Mechanical seal	811	Casing
143	Net cover	440-1	Anti-sand pad	814	Stator core with winding
151	Sleeve	440-2	Anti-sand seat	818	Rotor
160-1	Bottom cover	505	Flat washer	822-1	Lower bearing block
160-2	Cover plate	520-1	Spacer bush	822-2	Oil chamber
171	Guide vane	520-2	Spacer bush	823	Pressure regulating film
173	Guide vane cover plate	520-3	Spacer bush	825-1	Small pressing plate
210	Pump shaft	529	Shaft sleeve	825-2	Cable pressing plate
230	Impeller	540	Upper spacer sleeve	825-3	Small pressing plate
231	Impeller string	540-1	Lowe sleeve insulating paper	861	Coupling
271	Anti-sand sleeve	545-1	Middle rubber bearing	903	Vent cock
321-1	Deep groove ball bearing	545-2	Rubber bearing	914	Hexagon socket head cap screw
321-2	Deep groove ball bearing	550	Adjusting washer	932-1	Retaining ring
382	Middle bearing block	552	Wave spring	932-2	Retaining ring
411	Wear washer	554	Flat washer	955	Dust cover
412-1	O-ring	560-1	Locating sleeve		
412-2	O-ring	560-2	Locating sleeve		

Dimensions & Weight

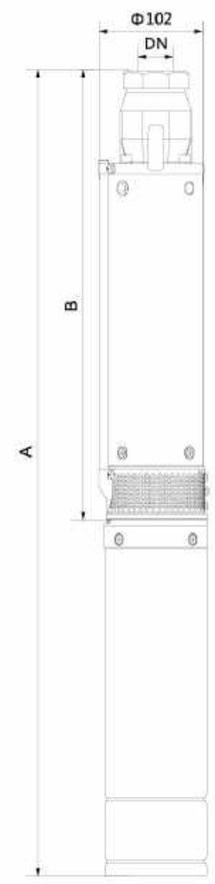

Model		Pipe Connedtion (DN)	Dim. (mm)			N.W.(kg)		
Single-phase	Three-phase		B	A Single-Phase	A Three-phase	Body(kg)	Motor(kg) Single-phase	Motor(kg) Three-phase
4SEm2/8T	-	G1½	416	798	-	4.5	9.0	-
4SEm2/11T	-		491	893	-	5.1	9.8	-
4SEm2/16T	4SE2/16T		614	1041	1031	6.3	11.0	9.3
4SEm2/22T	4SE2/22T		800	1262	1252	7.5	13.0	11.4
4SEm2/28T	4SE2/28T		984	1491	1446	8.7	15.0	12.0
4SEm2/38T	4SE2/38T		1233	1800	1750	10.5	20.5	14.5
4SEm2/50T	4SE2/50T		1562	2256	2177	13.4	21	18.5
4SEm2/62T	4SE2/62T		1896	2650	2591	15.1	23.5	21.5

Model		Pipe Connedtion (DN)	Dim. (mm)			N.W.(kg)		
Single-phase	Three-phase		B	A Single-Phase	A Three-phase	Body(kg)	Motor(kg) Single-phase	Motor(kg) Three-phase
4SEm3/7T	-	G1½	379	703	-	3.0	9.0	-
4SEm3/9T	-		431	775	-	3.4	9.8	-
4SEm3/13T	4SE3/13T		536	905	963	4.2	11.0	9.3
4SEm3/17T	4SE3/17T		640	1044	1107	5.0	13.0	11.4
4SEm3/21T	4SE3/21T		814	1263	1301	6.0	15.0	12.0
4SEm3/30T	4SE3/30T		1049	1587	1585	8.0	20.5	14.5
4SEm3/40T	4SE3/40T		1344	2055	1959	10.4	21	18.5
4SEm3/50T	4SE3/50T		1605	2376	2299	12.6	23.5	21.5
-	4SE3/60T		1900	-	2660	14.8	-	25.5

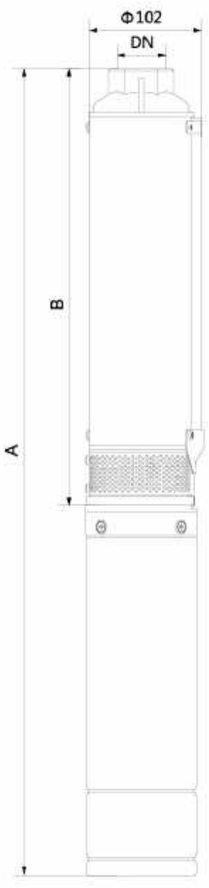

Model		Pipe Connedtion (DN)	Dim. (mm)			N.W.(kg)		
Single-phase	Three-phase		B	A Single-Phase	A Three-phase	Body(kg)	Motor(kg)	
							Single-phase	Three-phase
4SEm4/6T	-	G1½	394	776	-	4.3	9.0	-
4SEm4/7T	-		422	824	-	4.5	9.8	-
4SEm4/10T	4SE4/10T		510	937	927	5.1	11.0	9.3
4SEm4/14T	4SE4/14T		626	1088	1078	6.0	13.0	11.4
4SEm4/18T	4SE4/18T		812	1319	1274	7.0	15.0	12.0
4SEm4/24T	4SE4/24T		986	1553	1503	8.4	20.5	14.5
4SEm4/32T	4SE4/32T		1249	1943	1864	10.5	21	18.5
4SEm4/40T	T4SE4/40		1481	2235	2176	12.5	23.5	21.5
-	4SE4/50T		1807	-	2567	14.6	-	25.5
-	4SE4/60T		2097	-	2972	16.1	-	31.5

Model		Pipe Connedtion (DN)	Dim. (mm)			N.W.(kg)		
Single-phase	Three-phase		B	A Single-Phase	A Three-phase	Body(kg)	Motor(kg)	
							Single-phase	Three-phase
4SEm6/5T	-	G1½	352	764	-	4.0	9.0	-
4SEm6/6T	-		384	816	-	4.3	9.8	-
4SEm6/8T	4SE6/8T		450	907	897	4.8	11.0	9.3
4SEm6/11T	4SE6/11T		549	1041	1031	5.4	13.0	11.4
4SEm6/14T	4SE6/14T		683	1219	1174	6.3	15.0	12.0
4SEm6/20T	4SE6/20T		914	1512	1462	7.9	20.5	14.5
4SEm6/26T	4SE6/26T		1111	1832	1753	9.2	21	18.5
4SEm6/34T	4SE6/34T		1407	2190	2131	11.4	23.5	21.5
-	4SE6/42T		1670	-	2459	13.3	-	25.5
-	4SE6/50T		1969	-	2872	15.3	-	31.5

Model		Pipe Connedtion (DN)	Dim. (mm)			N.W.(kg)		
Single-phase	Three-phase		B	A Single-Phase	A Three-phase	Body(kg)	Motor(kg)	
							Single-phase	Three-phase
4SEm8/5T	-	G2	387	731	-	3.1	9.0	-
4SEm8/7T	4SE8/7T		463	832	890	3.7	11.0	9.3
4SEm8/9T	4SE8/9T		539	943	1006	4.2	13.0	11.4
4SEm8/12T	4SE8/12T		689	1138	1176	5.0	15.0	12.0
4SEm8/18T	4SE8/18T		952	1491	1489	7.0	20.5	14.5
4SEm8/24T	4SE8/24T		1180	1886	1795	8.7	21	18.5
4SEm8/30T	4SE8/30T		1444	2210	2138	10.5	23.5	21.5
-	4SE8/38T		1783	-	2543	12.9	-	25.5
-	4SE8/46T		2087	-	2962	15.3	-	31.5

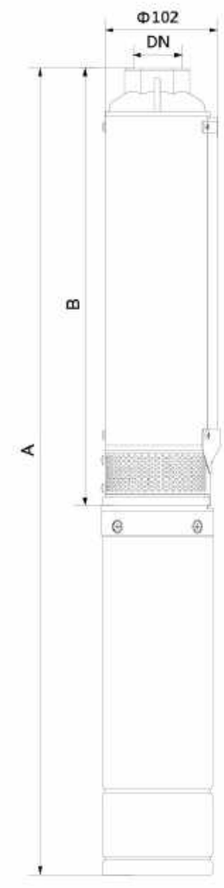

Model		Pipe Connedtion (DN)	Dim. (mm)			N.W.(kg)		
Single-phase	Three-phase		B	A Single-Phase	A Three-phase	Body(kg)	Motor(kg)	
							Single-phase	Three-phase
4SEm10/5T	4SE10/5T	G2	387	756	814	3.1	11.0	9.3
4SEm10/7T	4SE10/7T		463	867	930	3.6	13.0	11.4
4SEm10/10T	4SE10/10T		613	1061	1099	4.5	15.0	12
4SEm10/14T	4SE10/14T		800	1339	1337	5.8	20.5	14.5
4SEm10/18T	4SE10/18T		952	1658	1567	6.8	21	18.5
4SEm10/22T	4SE10/22T		1104	1870	1799	8.0	23.5	21.5
-	4SE10/28T		1367	-	2127	9.3	-	25.5
-	4SE10/34T		1596	-	2471	10.7	-	31.5

Model		Pipe Connedtion (DN)	Dim. (mm)			N.W.(kg)		
Single-phase	Three-phase		B	A Single-Phase	A Three-phase	Body(kg)	Motor(kg)	
							Single-phase	Three-phase
4SEm12/4T	4SE12/4T	G2	459	887	877	4.9	11.0	9.3
4SEm12/6T	4SE12/6T		557	1019	1009	5.7	13.0	11.4
4SEm12/8T	4SE12/8T		654	1162	1117	6.5	15.0	12.0
4SEm12/12T	4SE12/12T		905	1473	1423	8.4	20.5	14.5
4SEm12/16T	4SE12/16T		1100	1794	1715	10.0	21	18.5
4SEm12/20T	4SE12/20T		1351	2105	2046	11.9	23.5	21.5
-	4SE12/26T		1644	-	2404	15.0	-	25.5
-	4SE12/32T		1992	-	2867	17.7	-	31.5

Model		Pipe Connedtion (DN)	Dim. (mm)			N.W.(kg)		
Single-phase	Three-phase		B	A Single-Phase	A Three-phase	Body(kg)	Motor(kg)	
							Single-phase	Three-phase
4SEm16/4T	4SE16/4T	G2	550	955	1018	4.1	13.0	11.4
4SEm16/6T	4SE16/6T		702	1151	1189	5.3	15.0	12
4SEm16/9T	4SE16/9T		929	1469	1467	6.8	20.5	14.5
4SEm16/12T	4SE16/12T		1157	1863	1772	8.3	21	18.5
4SEm16/16T	4SE16/16T		1460	2226	2155	10.4	23.5	21.5
-	4SE16/20T		1763	-	2523	12.5	-	25.5
-	4SE16/24T		2066	-	2942	14.5	-	31.5

Packing Size & Weight

Model		Dim. (mm)					G.W.(kg)		20"Loading Qty.(pcs)	
Single-phase	Three-phase	Motor(LxWxH)		Body (LxWxH)	Pump(LxWxH)		Single-phase	Three-phase	Single-phase	Three-phase
		Single-phase	Three-phase		Single-phase	Three-phase				
4SEm2/8T	-	-	-	-	890×125×125	-	15.0	-	1540	-
4SEm2/11T	-	-	-	-	980×125×125	-	16.4	-	1400	-
4SEm2/16T	4SE2/16T	-	-	-	1130×125×125	1130×125×125	18.8	17.1	1210	1210
4SEm2/22T	4SE2/22T	-	-	-	1360×125×125	1360×125×125	22.0	20.4	1010	1010
4SEm2/28T	4SE2/28T	645×125×125	640×125×125	1075×125×125	-	-	M:17 B:10	M:14 B:10	800	1130
4SEm2/38T	4SE2/38T	690×125×125	690×125×125	1360×125×125	-	-	M:22.5 B:11.8	M:16.5 B:11.8	680	930
4SEm2/50T	4SE2/50T	825×125×125	780×125×125	1680×125×125	-	-	M:22.5 B:15.7	M:20.5 B:15.7	650	720
4SEm2/62T	4SE2/62T	920×125×125	825×125×125	2015×125×125	-	-	M:25 B:17.6	M:23.5 B:17.6	550	630

Model		Dim. (mm)					G.W.(kg)		20"Loading Qty.(pcs)	
Single-phase	Three-phase	Motor(LxWxH)		Body (LxWxH)	Pump(LxWxH)		Single-phase	Three-phase	Single-phase	Three-phase
		Single-phase	Three-phase		Single-phase	Three-phase				
4SEm3/7T	-	-	-	-	890×125×125	-	13.5	-	1300	-
4SEm3/9T	-	-	-	-	935×125×125	-	14.7	-	1230	-
4SEm3/13T	4SE3/13T	-	-	-	1075×125×125	1075×125×125	16.7	15.0	1080	1300
4SEm3/17T	4SE3/17T	-	-	-	1255×125×125	1255×125×125	19.5	17.9	960	1150
4SEm3/21T	4SE3/21T	645×125×125	640×125×125	935×125×125	-	-	M:17 B:7.5	M:14 B:7.5	720	1130
4SEm3/30T	4SE3/30T	690×125×125	690×125×125	1180×125×125	-	-	M:22.5 B:9.5	M:16.5 B:9.5	600	930
4SEm3/40T	4SE3/40T	825×125×125	780×125×125	1460×125×125	-	-	M:22.5 B:11.9	M:20.5 B:11.9	750	780
4SEm3/50T	4SE3/50T	920×125×125	825×125×125	1735×125×125	-	-	M:25 B:14.6	M:23.5 B:14.6	600	660
-	4SE3/60T	-	920×125×125	2015×125×125	-	-	-	M:27.5 B:16.8	-	570

Model		Dim. (mm)					G.W.(kg)		20"Loading Qty.(pcs)	
Single-phase	Three-phase	Motor(LxWxH)		Body (LxWxH)	Pump(LxWxH)		Single-phase	Three-phase	Single-phase	Three-phase
		Single-phase	Three-phase		Single-phase	Three-phase				
4SEm4/6T	-	-	-	-	850×125×125	-	14.8	-	1610	-
4SEm4/7T	-	-	-	-	935×125×125	-	15.8	-	1470	-
4SEm4/10T	4SE4/10T	-	-	-	1020×125×125	1020×125×125	17.6	15.9	1340	1340
4SEm4/14T	4SE4/14T	-	-	-	1180×125×125	1150×125×125	20.5	18.9	1160	1190
4SEm4/18T	4SE4/18T	645×125×125	645×125×125	890×125×125	-	-	M:17 B:8.8	M:14 B:8.8	870	1280
4SEm4/24T	4SE4/24T	690×125×125	690×125×125	1075×125×125	-	-	M:22.5 B:10.2	M:16.5 B:10.2	760	1090
4SEm4/32T	4SE4/32T	825×125×125	780×125×125	1360×125×125	-	-	M:22.5 B:12.3	M:20.5 B:12.3	780	830
4SEm4/40T	4SE4/40T	920×125×125	825×125×125	1580×125×125	-	-	M:25 B:14.8	M:23.5 B:14.8	650	740
-	4SE4/50T	-	920×125×125	1910×125×125	-	-	-	M:27.5 B:16.9	-	630
-	4SE4/60T	-	1015×125×125	2200×125×125	-	-	-	M:33.5 B:18.4	-	550

Model		Dim. (mm)					G.W.(kg)		20"Loading Qty.(pcs)	
Single-phase	Three-phase	Motor(LxWxH)		Body (LxWxH)	Pump(LxWxH)		Single-phase	Three-phase	Single-phase	Three-phase
		Single-phase	Three-phase		Single-phase	Three-phase				
4SEm6/5T	-	-	-	-	850×125×125	-	14.5	-	1610	-
4SEm6/6T	-	-	-	-	890×125×125	-	15.6	-	1540	-
4SEm6/8T	4SE6/8T	-	-	-	1020×125×125	1020×125×125	17.3	15.6	1400	1400
4SEm6/11T	4SE6/11T	-	-	-	1130×125×125	1130×125×125	19.9	18	1250	1250
4SEm6/14T	4SE6/14T	645×125×125	690×125×125	810×125×125	-	-	M:17 B:7.6	M:14 B:7.6	920	1410
4SEm6/20T	4SE6/20T	690×125×125	690×125×125	1040×125×125	-	-	M:22.5 B:9.7	M:16.5 B:9.7	800	1150
4SEm6/26T	4SE6/26T	825×125×125	780×125×125	1255×125×125	-	-	M:22.5 B:11	M:20.5 B:11	820	910
4SEm6/34T	4SE6/34T	920×125×125	825×125×125	1520×125×125	-	-	M:25 B:13.7	M:23.5 B:13.7	700	780
-	4SE6/42T	-	920×125×125	1880×125×125	-	-	-	M:27.5 B:15.6	-	670
-	4SE6/50T	-	1015×125×125	2060×125×125	-	-	-	M:33.5 B:17.6	-	590

Model		Dim. (mm)					G.W.(kg)		20"Loading Qty.(pcs)	
Single-phase	Three-phase	Motor(LxWxH)		Body (LxWxH)	Pump(LxWxH)		Single-phase	Three-phase	Single-phase	Three-phase
		Single-phase	Three-phase		Single-phase	Three-phase				
4SEm8/5T	-	-	-	-	890×125×125	-	14.4	-	1300	-
4SEm8/7T	4SE8/7T	-	-	-	980×125×125	980×125×125	16.2	14.5	1170	1420
4SEm8/9T	4SE8/9T	-	-	-	1100×125×125	1100×125×125	18.7	17.1	1050	1230
4SEm8/12T	4SE8/12T	645×125×125	640×125×125	770×125×125	-	-	M:17 B:6	M:14 B:6	770	1230
4SEm8/18T	4SE8/18T	690×125×125	690×125×125	1075×125×125	-	-	M:22.5 B:8	M:16.5 B:8	630	1000
4SEm8/24T	4SE8/24T	825×125×125	780×125×125	1310×125×125	-	-	M:22.5 B:10.2	M:20.5 B:10.2	800	840
4SEm8/30T	4SE8/30T	920×125×125	825×125×125	1550×125×125	-	-	M:25 B:12	M:23.5 B:12	650	720
-	4SE8/38T	-	920×125×125	1880×125×125	-	-	-	M:27.5 B:14.9	-	600
-	4SE8/46T	-	1015×125×125	2200×125×125	-	-	-	M:33.5 B:17.3	-	510

Model		Dim. (mm)					G.W.(kg)		20"Loading Qty.(pcs)	
Single-phase	Three-phase	Motor(LxWxH)		Body (LxWxH)	Pump(LxWxH)		Single-phase	Three-phase	Single-phase	Three-phase
		Single-phase	Three-phase		Single-phase	Three-phase				
4SEm10/5T	4SE10/5T	-	-	-	935×125×125	890×125×125	15.6	13.9	1230	1500
4SEm10/7T	4SE10/7T	-	-	-	1020×125×125	1020×125×125	18.1	16.5	1120	1350
4SEm10/10T	4SE10/10T	645×125×125	640×125×125	730×125×125	-	-	M:17 B:5.5	M:14 B:5.5	800	1310
4SEm10/14T	4SE10/14T	690×125×125	690×125×125	890×125×125	-	-	M:22.5 B:6.7	M:16.5 B:6.7	680	1120
4SEm10/18T	4SE10/18T	825×125×125	780×125×125	1075×125×125	-	-	M:22.5 B:8.3	M:20.5 B:8.3	900	960
4SEm10/22T	4SE10/22T	920×125×125	825×125×125	1210×125×125	-	-	M:25 B:9.5	M:23.5 B:9.5	800	850
-	4SE10/28T	-	920×125×125	1460×125×125	-	-	-	M:27.5 B:10.8	-	720
-	4SE10/34T	-	1015×125×125	1735×125×125	-	-	-	M:33.5 B:12.7	-	630

Model		Dim. (mm)					G.W.(kg)		20"Loading Qty.(pcs)	
Single-phase	Three-phase	Motor(L×W×H)		Body (L×W×H)	Pump(L×W×H)		Single-phase	Three-phase	Single-phase	Three-phase
		Single-phase	Three-phase		Single-phase	Three-phase				
4SEm12/4T	4SE12/4T	-	-	-	980×125×125	980×125×125	16.1	14.4	1170	1420
4SEm12/6T	4SE12/6T	-	-	-	1100×125×125	1100×125×125	18.9	17.3	1050	1230
4SEm12/8T	4SE12/8T	645×125×125	640×125×125	730×125×125	-	-	M:17 B:6.2	M:14 B:6.2	1150	1310
4SEm12/12T	4SE12/12T	690×125×125	690×125×125	980×125×125	-	-	M:22.5 B:8.1	M:16.5 B:8.1	900	1030
4SEm12/16T	4SE12/16T	825×125×125	780×125×125	1180×125×125	-	-	M:22.5 B:10.2	M:20.5 B:10.2	850	900
4SEm12/20T	4SE12/20T	920×125×125	825×125×125	1460×125×125	-	-	M:25 B:12.1	M:23.5 B:12.1	700	750
-	4SE12/26T	-	920×125×125	1735×125×125	-	-	-	M:27.5 B:15.7	-	640
-	4SE12/32T	-	1015×125×125	2150×125×125	-	-	-	M:33.5 B:18.4	-	540

Model		Dim. (mm)					G.W.(kg)		20"Loading Qty.(pcs)	
Single-phase	Three-phase	Motor(L×W×H)		Body (L×W×H)	Pump(L×W×H)		Single-phase	Three-phase	Single-phase	Three-phase
		Single-phase	Three-phase		Single-phase	Three-phase				
4SEm16/4T	4SE16/4T	-	-	-	1130×125×125	1100×125×125	18.6	17	1050	1230
4SEm16/6T	4SE16/6T	645×125×125	640×125×125	810×125×125	-	-	M:17 B:5.1	M:17.7 B:6.3	1080	1230
4SEm16/9T	4SE16/9T	690×125×125	690×125×125	1020×125×125	-	-	M:27.7 B:6.8	M:21.7 B:7.8	900	1030
4SEm16/12T	4SE16/12T	825×125×125	780×125×125	1255×125×125	-	-	M:22.5 B:9.8	M:27.2 B:9.8	820	870
4SEm16/16T	4SE16/16T	920×125×125	825×125×125	1580×125×125	-	-	M:25 B:11.9	M:31.7 B:11.9	650	720
-	4SE16/20T	-	920×125×125	1855×125×125	-	-	-	M:37.8 B:14.5	-	610
-	4SE16/24T	-	1015×125×125	2200×125×125	-	-	-	M:46.8 B:16.5	-	520

NOTE: Motor packaged without submersible drop cable, package dimensions enlarged if necessary.

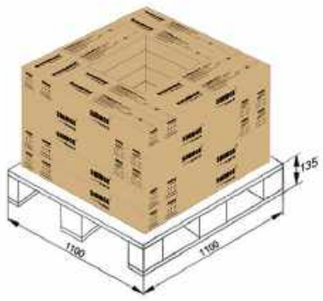

4"Deep Well Pumps

4SS

Performance Range

Max. Flow: 15m³/h
Max. Head: 330m

Application Limits

- Max. ambient temperature< 40℃ ;
- Maximum permissible quantity of sand:100g/m³ ;
- Hydrogen sulfide content up to 1.5mg/L, chloride ion content up to 400mg/L;
- pH 6.5 to 8.5;
- Maximum: 70 m below the static water table.

Certificate

CE

Application Fields

- Building/construction work/Domestic water supply;
- Irrigation and Small water work;
- Landscaping;
- Water conservancy system;
- Factory.

Features

- Edible oil filled motor, stable& reliable running with pressure regulating membrane;
- Single phase motor equipped with start box which built in capacitor &current mode thermal protector, convenient for replacement;
- Available with stainless steel pump head, effective against the corrosion and abrasive wear;
- Installation in 4" or larger boreholes.

Model Instruction

4 SS (m) 2/6

- Number of Stages
- Rated Flow(m³/h)
- Phase Code: m=Single Phase, Blank = Three Phase
- Type Range
- Minimum Suit Boreholes (Inch)

Performance Curve

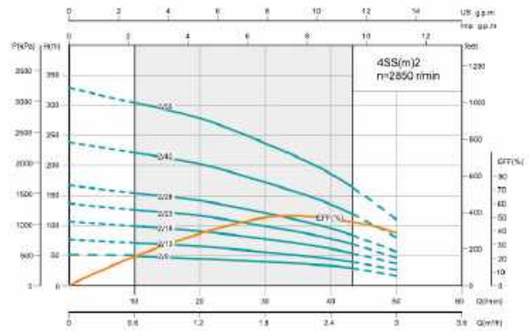

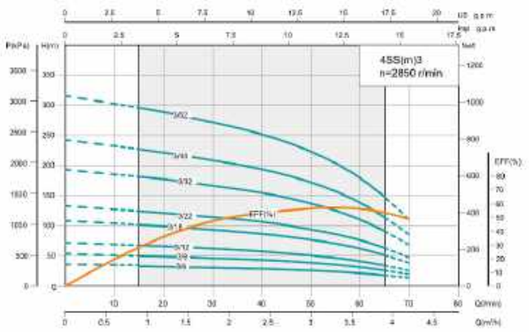

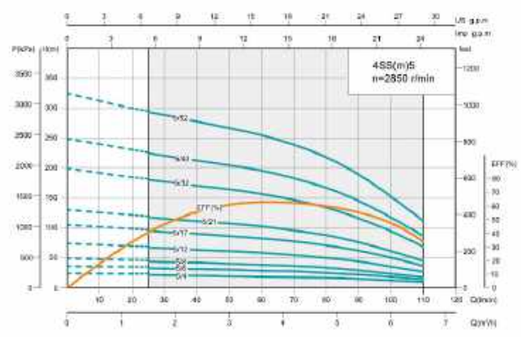

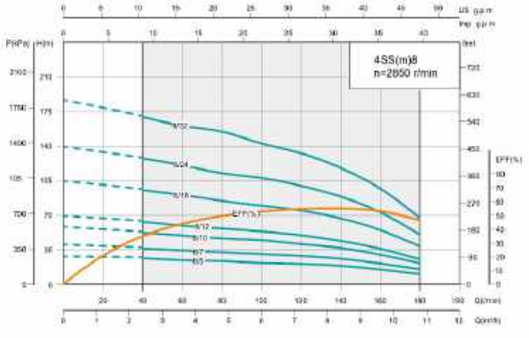

Model		Power		Rate Current (A)		Flow							Head Range (m)
Single-Phase	Three-Phase	kW	HP	Single-Phase	Three-Phase	m³/h	0	0.6	1.2	1.8	2.4	3	
220V	380V			220V	380V	l/min	0	10	20	30	40	50	
4SSm2/9	-	0.37	0.5	3.3	-		54	50	46	39	30	18	50~26
4SSm2/13	-	0.55	0.75	4.6	-		78	72	66	56	44	26	72~38
4SSm2/18	4SS2/18	0.75	1	6.0	2.6		108	100	91	78	61	36	100~53
4SSm2/23	4SS2/23	1.1	1.5	8.4	3.4	H(m)	138	127	117	99	78	46	127~68
4SSm2/28	4SS2/28	1.5	2	10.9	4.4		168	155	142	121	95	56	155~83
4SSm2/40	4SS2/40	2.2	3	15.8	6.2		240	222	203	172	135	80	222~117
4SSm2/55	4SS2/55	3	4	21	8.3		330	305	279	237	186	110	305~163

Model		Power		Rate Current (A)		Flow									Head Range (m)
Single-Phase	Three-Phase	kW	HP	Single-Phase	Three-Phase	m³/h	0	0.6	1.2	1.8	2.4	3	3.6	4.2	
220V	380V			220V	380V	l/min	0	10	20	30	40	50	60	70	
4SSm3/6	-	0.37	0.5	3.3	-		37	35	33	31	29	26	21	13	34~17
4SSm3/9	-	0.55	0.75	4.6	-		55	52	50	47	44	39	31	19	51~25
4SSm3/12	4SS3/12	0.75	1	6.0	2.6		73	70	67	63	58	51	41	25	68~33
4SSm3/18	4SS3/18	1.1	1.5	8.4	3.4		109	105	100	94	87	77	62	38	102~51
4SSm3/22	4SS3/22	1.5	2	10.9	4.4	H(m)	134	128	122	115	107	94	76	47	125~62
4SSm3/32	4SS3/32	2.2	3	15.8	6.2		194	186	178	167	155	137	110	68	182~90
4SSm3/40	4SS3/40	3	4	21	8.3		243	233	222	209	194	172	138	85	227~113
4SSm3/52	4SS3/52	4	5.5	27	10.8		316	303	289	272	252	223	179	110	296~147

Model		Power		Rate Current (A)		Flow												Head Range (m)
Single-Phase	Three-Phase	kW	HP	Single-Phase	Three-Phase	m³/h	0	0.6	1.2	1.8	2.4	3	3.6	4.2	4.8	5.4	6	6.6	
220V	380V			220V	380V	l/min	0	10	20	30	40	50	60	70	80	90	100	110	
4SSm5/4	-	0.37	0.5	3.3	-		25	24	23	22	21	20	19	18	17	15	12	9	23~9
4SSm5/6	-	0.55	0.75	4.6	-		37	36	35	33	32	31	29	28	25	22	18	13	34~13
4SSm5/8	4SS5/8	0.75	1	6.0	2.6		50	48	46	44	43	41	39	37	34	29	23	17	45~17
4SSm5/12	4SS5/12	1.1	1.5	8.4	3.4		75	72	69	67	64	62	59	55	50	44	35	26	68~26
4SSm5/17	4SS5/17	1.5	2	10.9	4.4	H(m)	106	102	98	94	91	87	83	78	71	62	50	36	96~36
4SSm5/21	4SS5/21	2.2	3	15.8	6.2		131	126	121	116	112	108	103	96	88	76	61	44	119~44
4SSm5/32	4SS5/32	3	4	21	8.3		200	192	184	178	171	165	157	147	134	116	94	68	181~68
4SSm5/40	4SS5/40	4	5.5	27	10.8		249	240	230	221	213	205	196	183	167	145	117	86	226~86
-	4SS5/52	5.5	7.5	-	14.4		325	312	299	289	278	267	255	239	218	189	152	111	294~111

Model		Power		Rate Current (A)		Flow										Head Range (m)
Single-Phase	Three-Phase	kW	HP	Single-Phase	Three-Phase	m³/h	0	1.2	2.4	3.6	4.8	6	7.2	8.4	9.6	10.8	
220V	380V			220V	380V	l/min	0	20	40	60	80	100	120	140	160	180	
4SSm8/5	4SS8/5	0.75	1	6.0	2.6		29	28	27	25	24	22	21	19	15	10	27~10
4SSm8/7	4SS8/7	1.1	1.5	8.4	3.4		41	39	37	35	33	31	29	26	21	15	37~15
4SSm8/10	4SS8/10	1.5	2	10.9	4.4		59	56	53	50	47	45	41	37	30	21	53~21
4SSm8/12	4SS8/12	2.2	3	15.8	6.2	H(m)	70	67	64	60	57	54	50	44	36	25	64~25
4SSm8/18	4SS8/18	3	4	21	8.3		105	101	96	91	85	80	75	67	55	38	96~38
4SSm8/24	4SS8/24	4	5.5	27	10.8		140	134	128	121	113	108	100	89	73	50	128~50
-	4SS8/32	5.5	7.5	-	14.4		187	179	170	161	157	143	133	118	97	67	170~67

Components & Materials

No.	Part name	No.	Part name
160-1	Bottom cover	554	Flat washer
160-2	Cover plate	560	Locating sleeve
271	Sand shaking sleeve	811	Casing
321-1	Deep groove ball bearing	814	Stator core with winding
321-2	Angular contact bearing	818	Rotor
412-1	O-ring	822-1	Lower bearing block
412-2	O-ring	822-2	Oil chamber
433	Mechanical seal	823	Pressure regulating film
440-1	Anti-sand pad	903	Vent cock
440-2	Anti-sand seat	914	Hexagon socket set screw
540-1	Upper spacer sleeve	932	Retaining ring
540-2	Lower spacer sleeve		
550	Adjusting washer		
552	Wave spring		

Dimensions & Weight

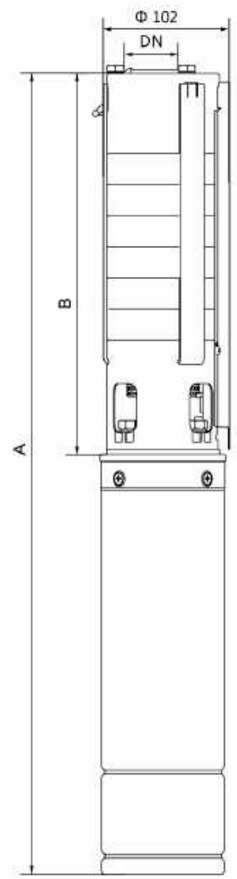

Model		Pipe Connedtion (DN)	Dim. (mm)			N.W.(kg)		
Single-phase	Three-phase		B	A Single-Phase	A Three-phase	Body(kg)	Motor(kg) Single-phase	Motor(kg) Three-phase
4SSm2/9	-	G1¼	354	678	-	4.9	9.0	-
4SSm2/13	-		438	782	-	5.7	9.8	-
4SSm2/18	4SS2/18		543	912	970	6.8	11.0	9.3
4SSm2/23	4SS2/23		648	1052	1115	7.8	13.0	11.4
4SSm2/28	4SS2/28		753	1202	1240	8.9	15.0	12.0
4SSm2/40	4SS2/40		1005	1544	1542	11.4	20.5	14.5
4SSm2/55	4SS2/55		1320	2109	1935	14.6	21	18.5

Model		Pipe Connedtion (DN)	Dim. (mm)			N.W.(kg)		
Single-phase	Three-phase		B	A Single-Phase	A Three-phase	Body(kg)	Motor(kg) Single-phase	Motor(kg) Three-phase
4SSm3/6	-	G1¼	291	615	-	4.3	9.0	-
4SSm3/9	-		354	698	-	4.9	9.8	-
4SSm3/12	4SS3/12		417	786	844	5.5	11.0	9.3
4SSm3/18	4SS3/18		543	947	1010	6.8	13.0	11.4
4SSm3/22	4SS3/22		627	1076	1114	7.6	15.0	12.0
4SSm3/32	4SS3/32		837	1376	1374	9.7	20.5	14.5
4SSm3/40	4SS3/40		1005	1794	1620	11.4	21	18.5
4SSm3/52	4SS3/52		1257	2114	1952	13.9	23.5	21.5

Model		Pipe Connedtion (DN)	Dim. (mm)			N.W.(kg)		
Single-phase	Three-phase		B	A Single-Phase	A Three-phase	Body(kg)	Motor(kg) Single-phase	Motor(kg) Three-phase
4SSm5/4	-	G1½	261	585	-	3.5	9.0	-
4SSm5/6	-		309	653	-	4.0	9.8	-
4SSm5/8	4SS5/8		357	726	784	4.5	11.0	9.3
4SSm5/12	4SS5/12		453	857	920	5.4	13.0	11.4
4SSm5/17	4SS5/17		573	1022	1060	6.6	15.0	12.0
4SSm5/21	4SS5/21		669	1208	1206	7.6	20.5	14.5
4SSm5/32	4SS5/32		933	1714	1548	10.2	21	18.5
4SSm5/40	4SS5/40		1125	1964	1820	12.2	23.5	21.5
-	4SS5/52		1413	-	2173	15.0	-	25.5

Model		Pipe Connedtion (DN)	Dim. (mm)			N.W.(kg)		
Single-phase	Three-phase		B	A Single-Phase	A Three-phase	Body(kg)	Motor(kg) Single-phase	Motor(kg) Three-phase
4SSm8/5	4SS8/5	G2	426	795	853	6.2	11.0	9.3
4SSm8/7	4SS8/7		510	914	977	7.0	13.0	11.4
4SSm8/10	4SS8/10		636	1085	1123	8.3	15.0	12.0
4SSm8/12	4SS8/12		720	1259	1257	9.1	20.5	14.5
4SSm8/18	4SS8/18		972	1769	1587	11.7	21	18.5
4SSm8/24	4SS8/24		1224	2114	1919	14.2	23.5	21.5
-	4SS8/32		1560	-	2320	17.5	-	25.5

Packing Size & Weight

Model		Dim. (mm)					G.W.(kg)		20"Loading Qty.(pcs)	
Single-phase	Three-phase	Motor(L×W×H)		Body (L×W×H)	Pump(L×W×H)		Single-phase	Three-phase	Single-phase	Three-phase
		Single-phase	Three-phase		Single-phase	Three-phase				
4SSm2/9	-	-	-	-	980x110x185	-	15.4	-	1350	-
4SSm2/13	-	-	-	-	1075x110x185	-	17.0	-	1230	-
4SSm2/18	4SS2/18	-	-	-	1220x110x185	1075x110x185	19.3	17.6	1080	1230
4SSm2/23	4SS2/23	-	-	-	1360x110x185	1220x110x185	22.3	20.7	960	1080
4SSm2/28	4SS2/28	770x125x225	645x125x125	850x125x125	-	-	M:17 B:10.4	M:14 B:10.4	750	1150
4SSm2/40	4SS2/40	870x125x225	690x125x125	1100x125x125	-	-	M:22.5 B:12.9	M:16.5 B:12.9	620	950
4SSm2/55	4SS2/55	825x125x125	780x125x125	1415x125x125	-	-	M:22.5 B:16.1	M:20.5 B:16.1	750	770

Model		Dim. (mm)					G.W.(kg)		20"Loading Qty.(pcs)	
Single-phase	Three-phase	Motor(L×W×H)		Body (L×W×H)	Pump(L×W×H)		Single-phase	Three-phase	Single-phase	Three-phase
		Single-phase	Three-phase		Single-phase	Three-phase				
4SSm3/6	-	-	-	-	890x110x185	-	14.8	-	1500	-
4SSm3/9	-	-	-	-	1020x110x185	-	16.2	-	1300	-
4SSm3/12	4SS3/12	-	-	-	1075x110x185	935x110x185	18.0	16.3	1230	1420
4SSm3/18	4SS3/18	-	-	-	1220x110x185	1100x110x185	21.3	19.7	1080	1200
4SSm3/22	4SS3/22	770x125x225	645x125x125	730x125x125	-	-	M:17 B:9.1	M:14 B:9.1	800	1250
4SSm3/32	4SS3/32	870x125x225	690x125x125	935x125x125	-	-	M:22.5 B:11.2	M:16.5 B:11.2	670	1050
4SSm3/40	4SS3/40	825x125x125	780x125x125	1100x125x125	-	-	M:22.5 B:12.9	M:20.5 B:12.9	900	900
4SSm3/52	4SS3/52	920x125x125	825x125x125	1360x125x125	-	-	M:25 B:15.4	M:23.5 B:15.4	750	770

Model		Dim. (mm)					G.W.(kg)		20"Loading Qty.(pcs)	
Single-phase	Three-phase	Motor(L×W×H)		Body (L×W×H)	Pump(L×W×H)		Single-phase	Three-phase	Single-phase	Three-phase
		Single-phase	Three-phase		Single-phase	Three-phase				
4SSm5/4	-	-	-	-	890x110x185	-	14.0	-	1500	-
4SSm5/6	-	-	-	-	935x110x185	-	15.3	-	1420	-
4SSm5/8	4SS5/8	-	-	-	1020x110x185	890x110x185	17.0	15.3	1300	1500
4SSm5/12	4SS5/12	-	-	-	1180x110x185	1020x110x185	19.9	18.3	1120	1300
4SSm5/17	4SS5/17	770x125x225	645x125x125	675x125x125	-	-	M:17 B:8.1	M:14 B:8.1	820	1310
4SSm5/21	4SS5/21	870x125x225	690x125x125	770x125x125	-	-	M:22.5 B:9.1	M:16.5 B:9.1	720	1180
4SSm5/32	4SS5/32	825x125x125	780x125x125	1020x125x125	-	-	M:22.5 B:11.7	M:20.5 B:11.7	950	950
4SSm5/40	4SS5/40	920x125x125	825x125x125	1210x125x125	-	-	M:25 B:13.7	M:23.5 B:13.7	800	830
-	4SS5/52	-	920x125x125	1500x125x125	-	-	-	M:27.5 B:16.5	-	690

Model		Dim. (mm)					G.W.(kg)		20"Loading Qty.(pcs)	
Single-phase	Three-phase	Motor(L×W×H)		Body (L×W×H)	Pump(L×W×H)		Single-phase	Three-phase	Single-phase	Three-phase
		Single-phase	Three-phase		Single-phase	Three-phase				
4SSm8/5	4SS8/5	-	-	-	1075x110x185	935x110x185	18.7	17.0	1230	1420
4SSm8/7	4SS8/7	-	-	-	1220x110x185	1075x110x185	21.5	19.9	1080	1230
4SSm8/10	4SS8/10	770x125x225	645x125x125	730x125x125	-	-	M:17 B:9.8	M:14 B:9.8	800	1250
4SSm8/12	4SS8/12	870x125x225	690x125x125	850x125x125	-	-	M:22.5 B:10.6	M:16.5 B:10.6	690	1110
4SSm8/18	4SS8/18	825x125x125	780x125x125	1075x125x125	-	-	M:22.5 B:13.2	M:20.5 B:13.2	900	910
4SSm8/24	4SS8/24	920x125x125	825x125x125	1360x125x125	-	-	M:25 B:15.7	M:23.5 B:15.7	750	770
-	4SS8/32	-	920x125x125	1680x125x125	-	-	-	M:27.5 B:19.0	-	640

4"Deep Well Pumps

4TY

Performance Range

Flow:0m³/h-24m³/h
Head:10-250m
Power:0.75kW-4.4kW

Operating Conditions

- Max. ambient temperature< 40℃ ;
- Maximum permissible quantity of sand:100g/m³ ;
- hydrogen sulfide content up to 1.5mg/L, chloride ion content up to 400mg/L;
- pH 6.5 to 8.5;
- Maximum: 70 m below the static water table.

Certificate

CE

Features

Permanent Magnet Synchronous Motor with VFD technology and efficiency increased by 15%-20%; Energy saving and low operating cost with less solar panels needed.
Edible oil filled motor, stable& reliable running with pressure regulating membrane; External controller:
1-IP 44 controller housing for outdoor use;
2-MPPT technology to maximise power use from PV modules;
3-Easy- to-operate LED display panel, monitor the working status of power, voltage and rpm;
4-VFD technology:Automatically operating according to the actual needs to achieve constant pressure and the goal of energy saving.
5-Soft start makes it no impact current, achieving a long service life;
6-Strong protection functions:Over current, over voltage, locked rotor, phase failure and dry run protection functions;
7-Float contorl avialble for automatic using;
8-AC/DC automatic or manual switching(Only available for models with input power P1 above 1.3KW).

Model Instruction

4TY G 5-138-310-2 A/D

- AD/DC Switch function
- Input Power(kW)
- Rated DC Voltage
- Max Head(m)
- Max Flow(m³/h)
- G:Platsic Impeller S:304 SS Impeller
- 4TY:4 Inch Solar deep well pump

Performance Curve

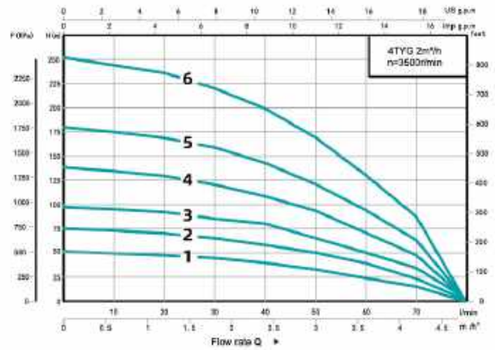

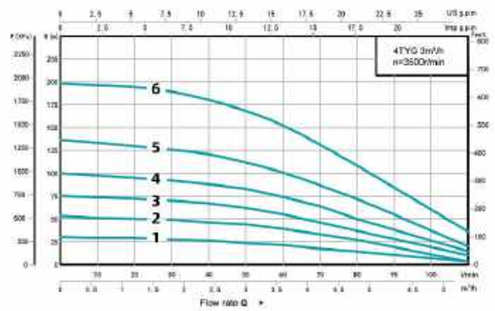

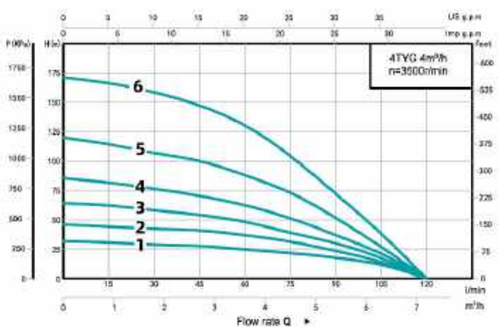

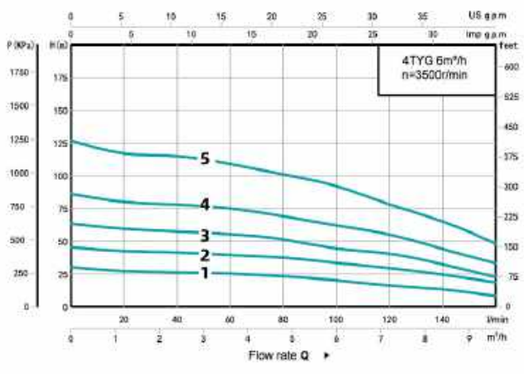

Performance Curve

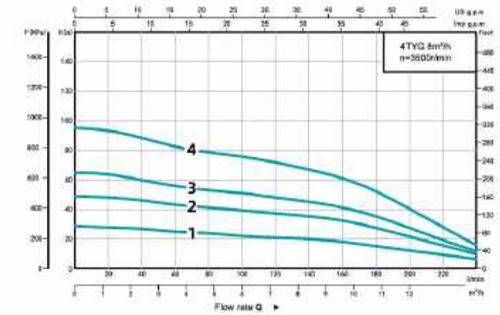

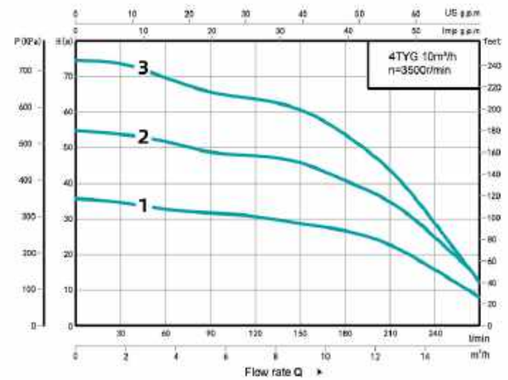

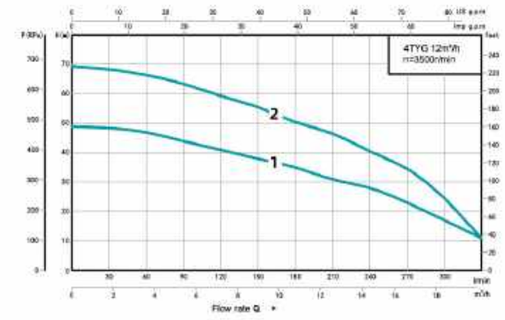

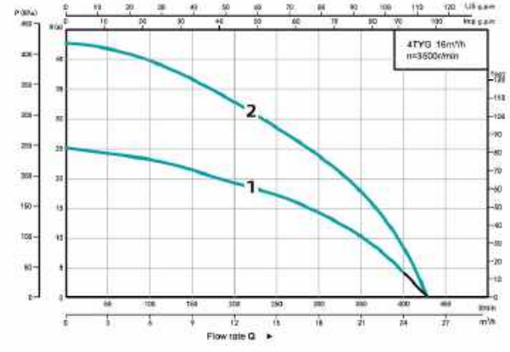

Performance Curve

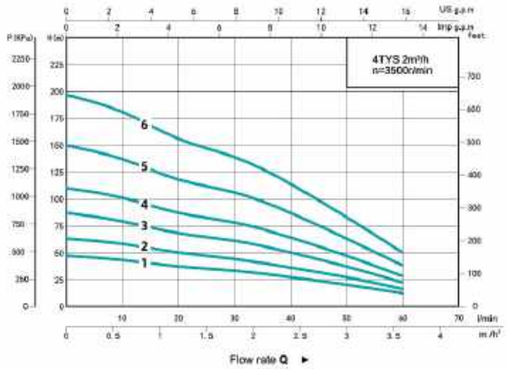

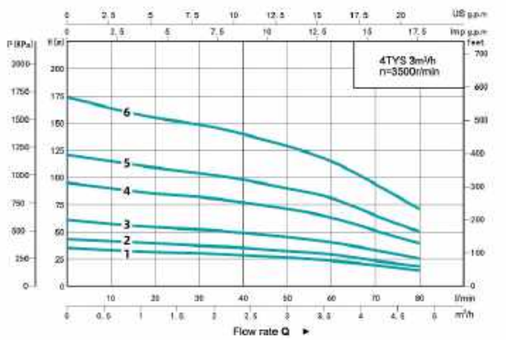

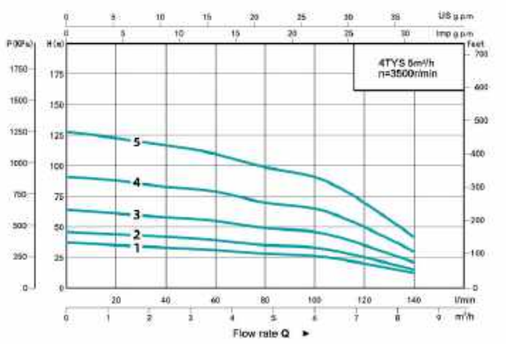

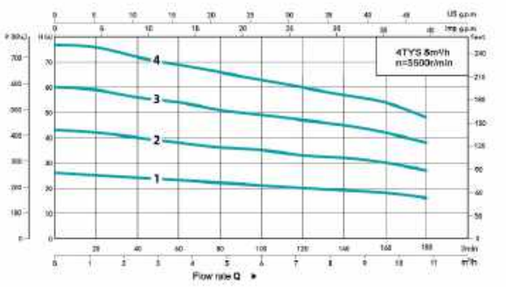

No.	Model	Input Power P1	Best DC Range	Max. Flow	Max. Head	Flow									Recommend Solar Pannel Power(W)
						m³/h	0	0.6	1.2	1.8	2.4	3	3.6	4.2	
		(W)	Voc(V)	m³/h	m	l/min	0	10	20	30	40	50	60	70	
1	4TYG 5-52-72-0.9	0.9	60-90	5	52	H(m)	52	50	48	45	40	33	24	15	≥1200
2	4TYG 5-75-96-1.1	1.1	100-140	5	75		75	73	70	65	58	50	39	23	≥1400
3	4TYG 5-94-120-1.3	1.3	120-160	5	94		94	92	89	82	77	62	47	31	≥1700
4	4TYG 5-138-310-2 A/D	2.2	300-405	5	138		138	134	129	120	108	93	70	47	≥2800
5	4TYG 5-180-310-2.6 A/D	2.6	300-405	5	180		180	175	169	159	143	121	94	63	≥3300
6	4TYG 5-258-310-3.4A/D	3.4	300-405	5	258		258	250	242	226	205	175	136	93	≥4400

No.	Model	Input Power P1	Best DC Range	Max. Flow	Max. Head	Flow											Recommend Solar Pannel Power(W)
						m³/h	0	0.6	1.2	1.8	2.4	3	3.6	4.2	4.8	5.4	
		(W)	Voc(V)	m³/h	m	l/min	0	10	20	30	40	50	60	70	80	90	
1	4TYG6.5-31-72-0.75	0.75	60-90	6.5	31	H(m)	31	30.1	30	28	27	24	18	18	15	12	≥1000
2	4TYG6.5-53-96-1.1	1.1	100-140	6.5	53		51.2	51	50	49	46	44	33	33	27	19	≥1400
3	4TYG6.5-75-120-1.3	1.3	120-160	6.5	75		75	72.2	72	70	67	62	46	46	37	28	≥1700
4	4TYG6.5-98-310-2 A/D	2.2	300-405	6.5	98		95	94	93	90	86	81	62	62	48	33	≥2300
5	4TYG6.5-132-310-2.6A/D	2.6	300-405	6.5	132		127	126	125	121	116	107	82	82	67	50	≥3300
6	4TYG6.5-195-310-3.4A/D	3.4	300-405	6.5	195		194	193	191	186	177	165	128	128	105	81	≥4400

No.	Model	Input Power P1	Best DC Range	Max. Flow	Max. Head	Flow										Recommend Solar Pannel Power(W)
						m³/h	0	0.9	1.8	2.7	3.6	4.5	5.4	6.3	7.2	
		(W)	Voc(V)	m³/h	m	l/min	0	15	30	45	60	75	90	105	120	
1	4TYG 8-30-72-0.75	0.75	60-90	8	30	H(m)	30	28	27	26	23	20	16	10	3	≥1000
2	4TYG 8-42-96-1.1	1.1	100-140	8	42		42	39	38	37	33	29	23	16	7	≥1400
3	4TYG 8-64-120-1.3	1.3	120-160	8	64		64	61	58	56	51	45	36	25	12	≥1700
4	4TYG 8-85-310-2A/D	2.2	300-405	8	85		85	81	79	75	69	60	49	35	17	≥2300
5	4TYG 8-117-310-2.6A/D	2.6	300-405	8	117		117	111	108	102	94	83	67	48	26	≥3300
6	4TYG 8-171-310-3.4A/D	3.4	300-405	8	171		171	163	158	151	139	124	101	74	38	≥4400

No.	Model	Input Power P1	Best DC Range	Max. Flow	Max. Head	Flow									Recommend Solar Pannel Power(W)
						m³/h	0	1.2	2.4	3.6	4.8	6	7.2	8.4	9.6	
		(W)	Voc(V)	m³/h	m	l/min	0	20	40	60	80	100	120	140	160	
1	4TYG 12-32-96-1.1	1.1	100-140	12	32	H(m)	32	29	28	27	25	22	20	15	10	≥1400
2	4TYG 12-42-120-1.2	1.2	120-160	12	42		42	39	38	36	34	30	26	21	15	≥1500
3	4TYG 12-64-310-2 A/D	1.8	300-405	12	64		64	60	58	56	52	45	41	33	23	≥2300
4	4TYG 12-86-310-2.6A/D	2.6	300-405	12	86		86	80	78	75	69	62	55	44	33	≥3300
5	4TYG 12-128-310-3.4 A/D	3.4	300-405	12	128		128	118	116	110	102	93	79	66	49	≥4400

No.	Model	Input Power P1	Best DC Range	Max. Flow	Max. Head	Flow											Recommend Solar Pannel Power(W)
						m³/h	0	1.2	2.4	3.6	4.8	6	7.2	8.4	9.6	10.8	12	
		(W)	Voc(V)	m³/h	m	l/min	0	20	40	60	80	100	120	140	160	180	200	
1	4TYG 15-28-120-1.1	1.1	120-160	15	28	H(m)	28	27	26	24	23	21	20	19	17	14	11	≥1400
2	4TYG 15-46-310-2A/D	1.8	300-405	15	46		46	45	43	40	38	36	34	32	29	24	18	≥2300
3	4TYG 15-65-310-2.6A/D	2.6	300-405	15	65		65	64	60	56	53	51	48	45	41	35	27	≥3300
4	4TYG 15-94-310-3.4A/D	3.4	300-405	15	94		94	92	87	81	77	74	70	65	59	50	38	≥4400

No.	Model	Input Power P1	Best DC Range	Max. Flow	Max. Head	Flow										Recommend Solar Pannel Power(W)
						m³/h	0	1.8	3.6	5.4	72	9	10.8	12.6	14.4	
		(W)	Voc(V)	m³/h	m	l/min	0	30	60	90	120	150	180	210	240	
1	4TYG 17.5-36-310-2A/D	2.2	300-405	17.5	36	H(m)	36	35	33	32	31	29	27	23	16	≥2800
2	4TYG 17.5-54-310-2.6A/D	2.6	300-405	17.5	54		54	53	51	48	47	45	40	34	24	≥3300
3	4TYG 17.5-74-310-3.4A/D	3.4	300-405	17.5	74		74	73	69	65	63	60	53	43	28	≥4400

No.	Model	Input Power P1	Best DC Range	Max. Flow	Max. Head	Flow												Recommend Solar Pannel Power(W)
						m³/h	0	1.8	3.6	5.4	7.2	9	10.8	12.6	14.4	16.2	18	
		(W)	Voc(V)	m³/h	m	l/min	0	30	60	90	120	150	180	210	240	270	300	
1	4TYG 22-48-310-2.6A/D	2.6	300-405	22	48	H(m)	48	47	46	43	40	37	34	30	27	22	16	≥3300
2	4TYG 22-68-310-3.4A/D	3.4	300-405	22	68		68	67	65	62	57	54	49	45	39	33	23	≥4400

No.	Model	Input Power P1	Best DC Range	Max. Flow	Max. Head	Flow										Recommend Solar Pannel Power(W)
						m³/h	0	3	6	9	12	15	18	21	24	
		(W)	Voc(V)	m³/h	m	l/min	0	50	100	150	200	250	300	350	400	
1	4TYG 24.8-26-310-2.6A/D	2.6	300-405	24.8	26	H(m)	27	25	24	22	20	18	15	11	5	≥2800
2	4TYG 24.8-43-310-3.4A/D	3.4	300-405	24.8	43		43	41	40	36	31	28	24	18	8	≥4400

No.	Model	Input Power P1	Best DC Range	Max. Flow	Max. Head	Flow								Recommend Solar Pannel Power(W)
						m³/h	0	0.6	1.2	1.8	2.4	3	3.6	
		(W)	Voc(V)	m³/h	m	l/min	0	10	20	30	40	50	60	
1	4TYS 4.5-52-72-0.9	0.9	60-90	4.5	52	H (m)	47	43	37	33	27	20	12	≥ 1200
2	4TYS 4.5-70-96-1.1	1.1	100-140	4.5	70		63	58	50	44	36	27	16	≥ 1400
3	4TYS 4.5-85-120-1.3	1.3	120-160	4.5	85		87	79	68	61	50	37	22	≥ 1700
4	4TYS 4.5-125-310-2A/D	2	300-405	4.5	125		110	101	87	78	64	47	28	≥ 2500
5	4TYS 4.5-170-310-2.6A/D	2.6	300-405	4.5	170		150	137	118	106	87	63	38	≥ 3300
6	4TYS 4.5-230-310-3.4A/D	3.4	300-405	4.5	230		197	181	156	139	114	83	50	≥ 4300

No.	Model	Input Power P1	Best DC Range	Max. Flow	Max. Head	Flow										Recommend Solar Pannel Power(W)
						m³/h	0	0.6	1.2	1.8	2.4	3	3.6	4.2	4.8	
		(W)	Voc(V)	m³/h	m	l/min	0	10	20	30	40	50	60	70	80	
1	4TYS 6-35-72-0.75	0.75	60-90	6	35	H (m)	35	33	31	30	28	26	23	19	14	≥ 1000
2	4TYS 6-43-96-1.1	1.1	100-140	6	43		43	41	39	37	35	32	29	23	18	≥ 1400
3	4TYS 6-61-120-1.3	1.3	120-160	6	61		61	57	54	52	49	45	40	33	25	≥ 1700
4	4TYS 6-95-310-2A/D	2	300-405	6	95		95	90	85	82	77	71	63	51	39	≥ 2500
5	4TYS 6-121-310-2.6A/D	2.6	300-405	6	121		121	115	109	104	98	90	81	65	50	≥ 3300
6	4TYS 6-174-310-3.4A/D	3.4	300-405	6	174		174	164	155	149	140	129	115	94	71	≥ 4300

No.	Model	Input Power P1	Best DC Range	Max. Flow	Max. Head	Flow									Recommend Solar Pannel Power(W)
						m³/h	0	1.2	2.4	3.6	4.8	6	7.2	8.4	
		(W)	Voc(V)	m³/h	m	l/min	0	20	40	60	80	100	120	140	
1	4TYS 9.5-37-96-1.1	1.1	100-140	9.5	37	H (m)	37	35	33	31	28	26	20	12	≥ 1400
2	4TYS 9.5-46-120-1.3	1.3	120-160	9.5	46		46	44	42	39	35	33	25	15	≥ 1700
3	4TYS 9.5-64-310-2A/D	2	300-405	9.5	64		64	61	58	55	49	46	35	21	≥ 2500
4	4TYS 9.5-91-310-2.6A/D	2.6	300-405	9.5	91		91	88	83	79	70	65	50	30	≥ 3300
5	4TYS 9.5-128-310-3.4A/D	3.4	300-405	9.5	128		128	123	117	110	99	91	70	42	≥ 4300

No.	Model	Input Power P1	Best DC Range	Max. Flow	Max. Head	Flow										Recommend Solar Pannel Power(W)
						m³/h	0	1.2	2.4	3.6	4.8	6	7.2	8.4	9.6	10.8	
		(W)	Voc(V)	m³/h	m	l/min	0	20	40	60	80	100	120	140	160	180	
1	4TYS 16-26-120-1.3	1.3	120-160	16	26	H (m)	26	25	24	23	22	21	20	19	18	16	≥ 1700
2	4TYS 16-43-310-2A/D	2	300-405	16	43		43	42	40	38	36	35	33	32	30	27	≥ 2500
3	4TYS 16-60-310-2.6A/D	2.6	300-405	16	60		60	59	56	54	51	49	47	45	42	38	≥ 3300
4	4TYS 16-77-310-3.4A/D	3.4	300-405	16	77		77	76	72	69	66	63	60	57	54	48	≥ 4300

	Model	P - Pipe Connection (Inch)	L1 (mm)	L2 (mm)	L3 (mm)	G.W.(KG)	Package Size (mm)	PV Panel Connection (340W 45V)
4TYG	4TYG5-52-72-0.9	G1-1/4	610	286.5	102	14.0	1030×255×125	2S2P
	4TYG5-75-96-1.1	G1-1/4	665	336.5	102	15.0	1090×255×125	3S2P
	4TYG5-94-120-1.3	G1-1/4	723	387.5	102	15.0	1130×255×125	3S2P
	4TYG5-138-310-2-A/ D	G1-1/4	828	481.5	102	24.0	1370×290×195	8S
	4TYG5-180-310-2.6-A/ D	G1-1/4	938	581.5	102	25.0	1480×290×195	9S
	4TYG5-258-310-3.4-A/ D	G1-1/4	1170	790.5	102	29.0	1710×290×195	7S2P
	4TYG6.5-31-72-0.75	G1-1/4	561	237.5	102	14.0	970×255×125	2S2P
	4TYG6.5-53-96-1.1	G1-1/4	618	289.5	102	14.0	1030×255×125	3S2P
	4TYG6.5-75-120-1.3	G1-1/4	677	341.5	102	15.0	1090×255×125	3S2P
	4TYG6.5-98-310-2-A/D	G1-1/4	740	393.5	102	23.0	1280×290×195	8S
	4TYG6.5-132-310-2.6-A/D	G1-1/4	828	471.5	102	24.0	1370×290×195	9S
	4TYG6.5-195-310-3.4-A/D	G1-1/4	1007	627.5	102	27.0	1550×290×195	7S2P
	4TYG8-30-72-0.75	G1-1/4	570	246.5	102	14.0	990×255×125	2S2P
	4TYG8-42-96-1.1	G1-1/4	604	275.5	102	14.0	1030×255×125	3S2P
	4TYG8-64-120-1.3	G1-1/4	669	333.5	102	15.0	1090×255×125	3S2P
	4TYG8-85-310-2-A/ D	G1-1/4	738	391.5	102	23.0	1280×290×195	8S
	4TYG8-117-310-2.6-A/D	G1-1/4	835	478.5	102	24.0	1370×290×195	9S
	4TYG8-171-310-3.4-A/D	G1-1/4	1073	693.5	102	27.5	1610×290×195	7S2P
	4TYG12-32-96-1.1	G1-1/2	580	251.5	102	14.0	990×255×125	3S2P
	4TYG12-42-120-1.2	G1-1/2	618	282.5	102	14.0	1030×255×125	3S2P
	4TYG12-64-310-2-A/D	G1-1/2	702	355.5	102	22.0	1240×290×195	8S
	4TYG12-86-310-2.6-A/D	G1-1/2	778	421.5	102	23.0	1320×290×195	9S
	4TYG12-128-310-3.4-A/D	G1-1/2	967	587.5	102	26.0	1510×290×195	7S2P
	4TYG15-28-120-1.1	G2	609	273.5	102	14.0	1030×255×125	3S2P
	4TYG15-46-310-2-A/D	G2	696	349.5	102	22.0	1240×290×195	8S
	4TYG15-65-310-2.6-A/D	G2	782	425.5	102	23.5	1320×290×195	9S
	4TYG15-94-310-3.4-A/D	G2	954	574.5	102	26.0	1490×290×195	7S2P
	4TYG17.5-36-310-2-A/D	G2	659	312.5	102	21.5	1200×290×195	8S
	4TYG17.5-54-310-2.6-A/D	G2	744	387.5	102	23.0	1280×290×195	9S
	4TYG17.5-74-310-3.4-A/D	G2	878	498.5	102	25.0	1420×290×195	7S2P
	4TYG22-48-310-2.6-A/D	G2	815	458.5	102	24.0	1350×290×195	9S
	4TYG22-68-310-3.4-A/D	G2	935	555.5	102	26.0	1470×290×195	7S2P
	4TYG25-26-310-2.6-A/D	G2	793	436.5	102	23.0	1330×290×195	9S
	4TYG25-43-310-3.4-A/D	G2	968	588.5	102	26.5	1510×290×195	7S2P
4TYS	4TYS4.5-52-72-0. 9	G1-1/4	577	285.5	102	14.0	990×255×125	2S2P
	4TYS4.5-70-96- 1.1	G1-1/4	624	290.5	102	15.0	1030×255×125	3S2P
	4TYS4.5-85-120- 1.3	G1-1/4	694	297.5	102	15.5	1090×255×125	3S2P
	4TYS4.5-125-310-2-A/D	G1-1/4	768	308.5	102	25.5	1300×290×195	8S
	4TYS4.5-170-310-2.6-A/D	G1-1/4	883	318.5	102	27.5	1410×290×195	9S
	4TYS4.5-230-310-3.4-A/D	G1-1/4	1032	341.5	102	30.0	1560×290×195	7S2P
	4TYS6-35-72--0. 75	G1-1/4	535	285.5	102	14.0	950×255×125	2S2P
	4TYS6-43-96-1.1	G1-1/4	561	290.5	102	14.0	970×255×125	3S2P
	4TYS6-61-120- 1.3	G1-1/4	610	297.5	102	15.0	1030×255×125	3S2P
	4TYS6-95-310-2-A/D	G1-1/4	705	308.5	102	24.5	1230×290×195	8S
	4TYS6-121-310-2.6-A/D	G1-1/4	778	318.5	102	25.5	1300×290×195	9S
	4TYS6-174-310-3.4-A/D	G1-1/4	927	341.5	102	30.0	1450×290×195	7S2P
	4TYS9.5-37-96- 1.1	G1-1/2	553	290.5	102	14.0	970×255×125	3S2P
	4TYS9.5-46-120- 1.3	G1-1/2	583	297.5	102	14.5	990×255×125	3S2P
	4TYS9.5-64-310-2-A/D	G1-1/2	642	308.5	102	24.0	1170×290×195	8S
	4TYS9.5-91-310-2.6-A/D	G1-1/2	724	318.5	102	24.5	1250×290×195	9S
	4TYS9.5-128-310-3.4-A/D	G1-1/2	843	341.5	102	28.5	1370×290×195	7S2P
	4TYS16-26-120-1.3	G2	589	297.5	102	15.0	990×255×125	3S2P
	4TYS16-43-310-2-A/D	G2	684	308.5	102	25.0	1210×290×195	8S
	4TYS16-60-310-2.6-A/D	G2	778	318.5	102	26.5	1300×290×195	9S
	4TYS16-77-310-3.4-A/D	G2	885	341.5	102	30.0	1410×290×195	7S2P

Components & Materials

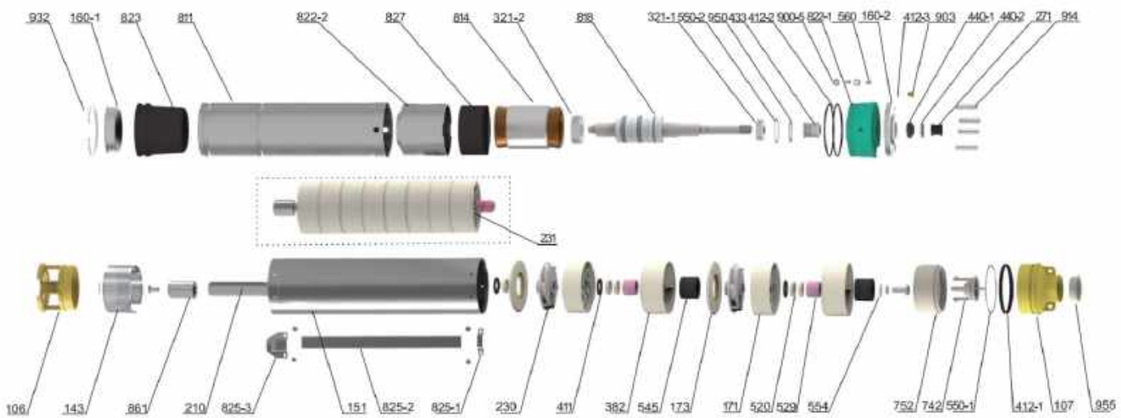

No.	Part name	No.	Part name	No.	Part name	No.	Part name
106	Inlet joint	321-1	Deep groove ball bearing	545	Rubber bearing	825-1	Clamp
107	Delivery chamber	321-2	Deep groove ball bearing	550-1	Adjusting washer	825-2	Cable clamp
143	Net cover	382	Bearing seat	550-2	Washer	825-3	Clamp
151	Sleeve	411	Wear washer	554	Washer	827	Top spacer sleeve
160-1	Bottom cover	412-1	O-ring	560	Location pin	904	Air release cock
160-2	Cover plate	412-2	O-ring	742	Bonnet	914	Hexagon socket set screw
171	Guide vane	412-3	O-ring	752	Valve set	932	Spacer sleeve
173	Guide vane cover plate	433	Mechanical seal	814	Stator	950	Wave spring
210	Pump shaft	440-1	Sand prevention seat	818	Rotor	955	Dust prevention cover
230	Impeller	440-2	Sand prevention pad	822-1	Oil chamber		
231	Impeller string	520	spacer bush	822-2	Bottom bearing seat		
271	Sand prevention cover	529	shaft sleeve	823	regulating membrane		

5"Deep Well Pumps



5SE-(T)

Performance Range

Max. Flow: 38m³/h
Max. Head: 500m

Application Limits

- Max. ambient temperature< 40℃ ;
- Maximum permissible quantity of sand:100g/m³ ;
- hydrogen sulfide content up to 1.5mg/L, chloride ion content up to 400mg/L;
- pH 6.5 to 8.5;
- Maximum: 70 m below the static water table.

Certificate

CE

Application Fields

- Building/construction work/Domestic water supply;
- Irrigation and Small water work;
- Landscaping;
- Water conservancy system;
- Factory.

Features

- Edible oil filled motor, stable& reliable running with pressure regulating membrane;
- Available with pump casing with plug, integrated stage floating impellers;
- Installation in 6" or larger boreholes.

Model Instruction

5 SE 10 / 7-(T)

- (T) — Type Range
- 7 — Number of Stages
- 10 — Rated Flow(m³/h)
- SE — Type Range
- 5 — Minimum Suit Boreholes (Inch)

Performance Curve

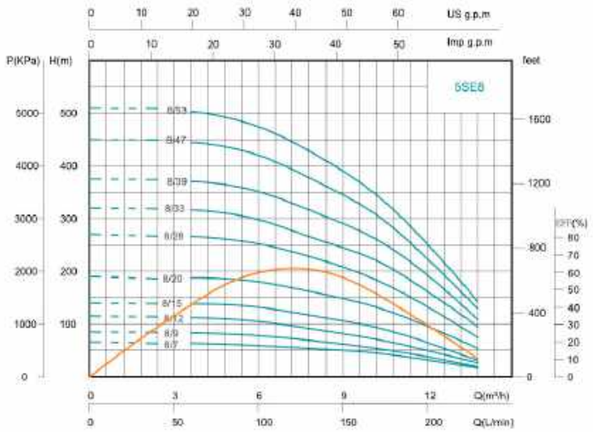

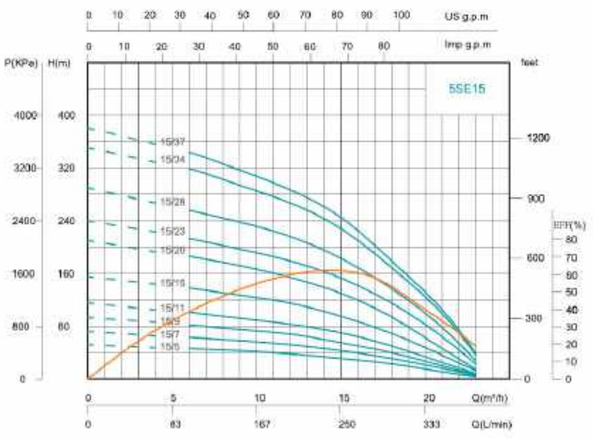

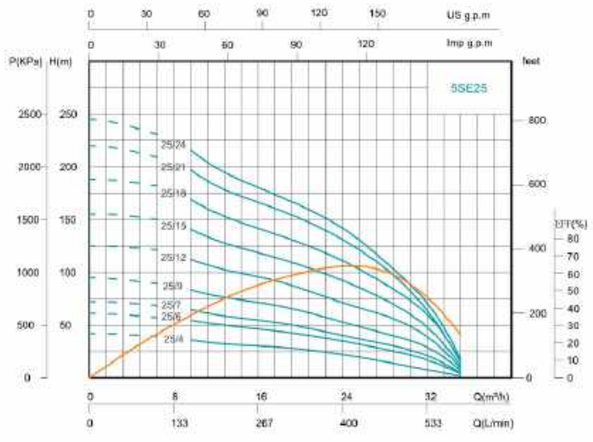

Model	Power		Current (A)	Flow									Head Range (m)	20"LoadinE Qty(pcs)
Three-Phase	kW	HP	Three-Phase	m³/h	0	2	6	8	10	12	14	16		
380V			380V	l/min	0	33	100	133	167	200	233	267		
5SE8/7-1.5	1.5	2.0	4.5	H(m)	66	65	59	53	46	32	15	2	65-29	580
5SE8/9-2.2	2.2	3.0	6		85	84	78	68	55	38	17	2	83-32	550
5SE8/12-3	3.0	4.0	8		115	113	105	90	73	50	24	2	113-44	500
5SE8/15-4	4.0	5.5	10		140	138	132	115	96	65	28	2	137-56	450
5SE8/20-5.5	5.5	7.5	13		190	188	180	160	135	96	49	2	186-50	390
5SE8/28-7.5	7.5	10.0	18		270	268	252	225	188	133	68	2	265-129	330
5SE8/33-9.2	9.2	12.5	21.5		320	318	298	262	225	162	87	2	313-161	280
5SE8/39-11	11.0	15.0	26		375	373	351	312	266	193	99	2	367-176	250
5SE8/47-13	13.0	17.5	30		450	448	420	372	314	224	118	2	441-225	220
5SE8/53-15	15.0	20.0	33.5		510	508	474	422	353	252	130	2	500-257	210

Model	Power		Current (A)	Flow									Head Range (m)	20"LoadinE Qty(pcs)
Three-Phase	kW	HP	Three-Phase	m³/h	0	6	9	12	15	18	21	24		
380V			380V	l/min	0	100	150	200	250	300	350	400		
5SE15/5-1.5	1.5	2.0	4.5	H(m)	52	46	43	38	31	23	11	2	48-20	600
5SE15/7-2.2	2.2	3.0	6		72	63	58	52	43	31	16	2	67-16	570
5SE15/9-3	3.0	4.0	8		93	82	75	68	55	40	20	2	85-28	520
5SE15/11-4	4.0	5.5	10		115	101	92	83	70	50	25	2	106-36	490
5SE15/15-5.5	5.5	7.5	13		155	138	127	115	95	69	36	2	147-43	420
5SE15/20-7.5	7.5	10.0	18		210	186	172	154	130	94	46	2	196-64	370
5SE15/23-9.2	9.2	12.5	21.5		240	213	197	179	153	115	64	2	229-84	340
5SE15/28-11	11.0	15.0	26		290	256	238	216	183	137	78	2	271-75	300
5SE15/34-13	13.0	17.5	30		350	319	294	267	228	169	99	2	343-98	250
5SE15/37-15	15.0	20.0	33.5		380	344	317	287	245	179	105	2	370-103	240

Model	Power		Current (A)	Flow									Head Range (m)	20"LoadinE Qty(pcs)
Three-Phase	kW	HP	Three-Phase	m³/h	0	6	12	18	25	28	32	38		
380V			380V	l/min	0	100	200	300	416	467	533	633		
5SE25/4-2.2	2.2	3.0	6	H(m)	42	40	33	29	22	13	6	2	40-14	530
5SE25/6-3	3.0	4.0	8		61	59	51	44	33	27	17	2	59-16	470
5SE25/7-4	4.0	5.5	10		72	71	60	52	38	32	21	2	70-21	440
5SE25/9-5.5	5.5	7.5	13		95	91	78	68	50	42	29	2	91-27	390
5SE25/12-7.5	7.5	10.0	18		125	122	105	91	68	59	39	2	120-35	330
5SE25/15-9.2	9.2	12.5	21.5		155	153	131	113	88	74	48	2	152-48	290
5SE25/18-11	11.0	15.0	26		188	184	157	135	106	89	60	2	184-56	260
5SE25/21-13	13.0	17.5	30		220	215	183	159	125	104	64	2	214-68	230
5SE25/24-15	15.0	20.0	33.5		245	230	199	172	135	108	71	2	238-77	210

Model	Power		Current (A)	Flow									Head Range (m)	20"LoadinE Qty(pcs)
Three-Phase	kW	HP	Three-Phase	m³/h	0	2	6	8	10	12	14	16		
380V			380V	l/min	0	33	100	133	167	200	233	267		
5SE8/7-1.5T	1.5	2.0	4.5	H(m)	66	65	59	53	46	32	15	2	65-29	580
5SE8/9-2.2T	2.2	3.0	6		85	84	78	68	55	38	17	2	83-32	550
5SE8/12-3T	3.0	4.0	8		115	113	105	90	73	50	24	2	113-44	500
5SE8/15-4T	4.0	5.5	10		140	138	132	115	96	65	28	2	137-56	450
5SE8/20-5.5T	5.5	7.5	13		190	188	180	160	135	96	49	2	186-50	390
5SE8/28-7.5T	7.5	10.0	18		270	268	252	225	188	133	68	2	265-129	330
5SE8/33-9.2T	9.2	12.5	21.5		320	318	298	262	225	162	87	2	313-161	280
5SE8/39-11T	11.0	15.0	26		375	373	351	312	266	193	99	2	367-176	250
5SE8/47-13T	13.0	17.5	30		450	448	420	372	314	224	118	2	441-225	220
5SE8/53-15T	15.0	20.0	33.5		510	508	474	422	353	252	130	2	500-257	210

Model	Power		Current (A)	Flow									Head Range (m)	20"LoadinE Qty(pcs)
Three-Phase	kW	HP	Three-Phase	m³/h	0	6	9	12	15	18	21	24		
380V			380V	l/min	0	100	150	200	250	300	350	400		
5SE15/5-1.5T	1.5	2.0	4.5	H(m)	52	46	43	38	31	23	11	2	48-20	600
5SE15/7-2.2T	2.2	3.0	6		72	63	58	52	43	31	16	2	67-16	570
5SE15/9-3T	3.0	4.0	8		93	82	75	68	55	40	20	2	85-28	520
5SE15/11-4T	4.0	5.5	10		115	101	92	83	70	50	25	2	106-36	490
5SE15/15-5.5T	5.5	7.5	13		155	138	127	115	95	69	36	2	147-43	420
5SE15/20-7.5T	7.5	10.0	18		210	186	172	154	130	94	46	2	196-64	370
5SE15/23-9.2T	9.2	12.5	21.5		240	213	197	179	153	115	64	2	229-84	340
5SE15/28-11T	11.0	15.0	26		290	256	238	216	183	137	78	2	271-75	300
5SE15/34-13T	13.0	17.5	30		350	319	294	267	228	169	99	2	343-98	250
5SE15/37-15T	15.0	20.0	33.5		380	344	317	287	245	179	105	2	370-103	240

Model	Power		Current (A)	Flow									Head Range (m)	20"LoadinE Qty(pcs)
Three-Phase	kW	HP	Three-Phase	m³/h	0	6	12	18	25	28	32	38		
380V			380V	l/min	0	100	200	300	416	467	533	633		
5SE25/4-2.2T	2.2	3.0	6	H(m)	42	40	33	29	22	13	6	2	40-14	530
5SE25/6-3T	3.0	4.0	8		61	59	51	44	33	27	17	2	59-16	470
5SE25/7-4T	4.0	5.5	10		72	71	60	52	38	32	21	2	70-21	440
5SE25/9-5.5T	5.5	7.5	13		95	91	78	68	50	42	29	2	91-27	390
5SE25/12-7.5T	7.5	10.0	18		125	122	105	91	68	59	39	2	120-35	330
5SE25/15-9.2T	9.2	12.5	21.5		155	153	131	113	88	74	48	2	152-48	290
5SE25/18-11T	11.0	15.0	26		188	184	157	135	106	89	60	2	184-56	260
5SE25/21-13T	13.0	17.5	30		220	215	183	159	125	104	64	2	214-68	230
5SE25/24-15T	15.0	20.0	33.5		245	230	199	172	135	108	71	2	238-77	210

Components & Materials

No.	Part name	No.	Part name	No.	Part name
106	Water inlet joint	506	Press-out chamber gasket ring	818	rotor
107	Press-out chamber	520-1	Spacer sleeve	822-1	Lower bearing seat
143	Net cover	520-2	Spacer sleeve	822-2	Oil chamber
151	Sleeve	520-3	Spacer sleeve	823	Pressure regulating membrane
160-1	Bottom cover	520-4	Spacer sleeve	825-1	Cable pressing plate
160-2	Cover plate	529	axle sleeve	825-2	Small pressing plate
171-2	Guide vane	540-1	Upper gear sleeve	861	coupling
173	Guide vane cover plate	540-2	Lower gear sleeve	900	Hexagon headed bolt
210	Pump shaft	545-1	Guide vane insert	903	Bleed cock
230	impeller	545-2	Intermediate rubber bearing	914-1	Hexagon socket head cap screw
231	Impeller string	545-3	Rubber bearing	914-2	Hexagon socket flat point set screw
271	Sand trap	550-1	Adjusting shim	914-3	Hexagon socket countersunk head screw
321-1	Deep groove ball bearing	550-2	Adjusting shim	932-1	Retaining ring
321-2	Angular contact bearing	552	Wave spring	932-2	External Circlips
382	Intermediate bearing seat	554-1	Flat washer	932-3	Retaining ring
388-1	Thrust plate	554-2	Flat washer		
388-2	Friction pad	560-1	Locating pin		
412-1	O-ring	560-2	Locating sleeve		
412-2	O-ring	592	base		
412-3	O-ring	720	Outlet joint		
433-1	Mechanical seal	742	Bonnet		
433-2	Mechanical seal	811	Casing		
441	Stainless steel sleeve	814	Winding stator core		

Components & Materials

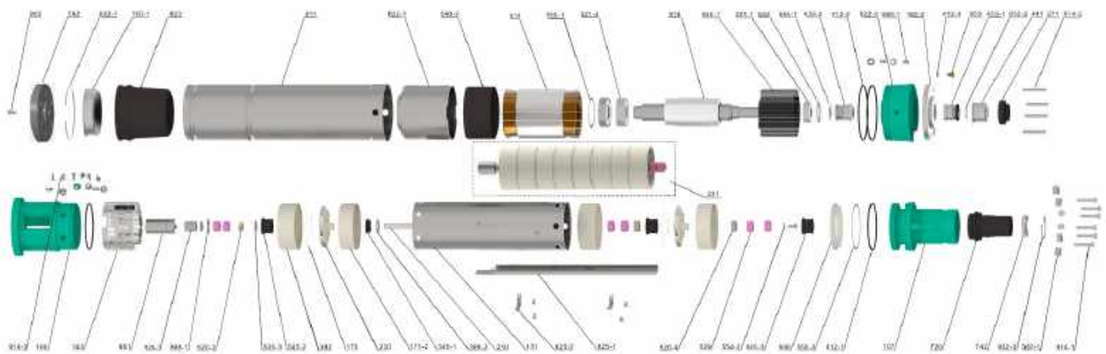

No.	Part name	No.	Part name	No.	Part name
106	Water inlet joint	506	Press-out chamber gasket ring	818	rotor
107	Press-out chamber	520-1	Spacer sleeve	822-1	Lower bearing seat
143	Net cover	520-2	Spacer sleeve	822-2	Oil chamber
151	Sleeve	520-3	Spacer sleeve	823	Pressure regulating membrane
160-1	Bottom cover	520-4	Spacer sleeve	825-1	Cable pressing plate
160-2	Cover plate	529	axle sleeve	825-2	Small pressing plate
171-2	Guide vane	540-1	Upper gear sleeve	861	coupling
173	Guide vane cover plate	540-2	Lower gear sleeve	900	Hexagon headed bolt
210	Pump shaft	545-1	Guide vane insert	903	Bleed cock
230	impeller	545-2	Intermediate rubber bearing	914-1	Hexagon socket head cap screw
231	Impeller string	545-3	Rubber bearing	914-2	Hexagon socket flat point set screw
271	Sand trap	550-1	Adjusting shim	914-3	Hexagon socket countersunk head screw
321-1	Deep groove ball bearing	550-2	Adjusting shim	932-1	Retaining ring
321-2	Angular contact bearing	552	Wave spring	932-2	External Circlips
382	Intermediate bearing seat	554-1	Flat washer	932-3	Retaining ring
388-1	Thrust plate	554-2	Flat washer		
388-2	Friction pad	560-1	Locating pin		
412-1	O-ring	560-2	Locating sleeve		
412-2	O-ring	592	base		
412-3	O-ring	720	Outlet joint		
433-1	Mechanical seal	742	Bonnet		
433-2	Mechanical seal	811	Casing		
441	Stainless steel sleeve	814	Winding stator core		

Dimensions & Weight

Model	Pipe Connedtion (DN)	Dim. (mm)		N.W.(kg)	
Three-phase		B	A Three-phase	Body(kg)	Motor(kg) M(Single-phase)
5SE8/7-1.5	G2	595	1084	9.0	22
5SE8/9-2.2		667	1171	10.0	23
5SE8/12-3		775	1304	11.0	25
5SE8/15-4		922	1476	13.0	27
5SE8/20-5.5		1102	1724	15.5	34
5SE8/28-7.5		1428	2120	19.5	40
5SE8/33-9.2		1820	2582	27.0	46
5SE8/39-11		2036	2868	30.0	52
5SE8/47-13		2400	3297	35.0	58
5SE8/53-15		2616	3563	37.0	63

Model	Pipe Connedtion (DN)	Dim. (mm)		N.W.(kg)	
Three-phase		B	A Three-phase	Body(kg)	Motor(kg) M(Single-phase)
5SE15/5-1.5	G2	544	1033	8.0	22
5SE15/7-2.2		626	1130	9.0	23
5SE15/9-3		705	1234	10.0	25
5SE15/11-4		785	1339	11.0	27
5SE15/15-5.5		984	1606	14.0	34
5SE15/20-7.5		1184	1876	16.0	40
5SE15/23-9.2		1304	2066	18.0	46
5SE15/28-11		1543	2375	21.0	52
5SE15/34-13		1994	2891	29.0	58
5SE15/37-15		2112	3059	30.0	63

Model	Pipe Connedtion (DN)	Dim. (mm)		N.W.(kg)	
Three-phase		B	A Three-phase	Body(kg)	Motor(kg) M(Single-phase)
5SE25/4-2.2	G2.5	723	1227	10.0	23
5SE25/6-3		893	1422	12.5	25
5SE25/7-4		978	1532	14.0	27
5SE25/9-5.5		1147	1769	16.0	34
5SE25/12-7.5		1402	2094	19.5	40
5SE25/15-9.2		1696	2458	23.0	46
5SE25/18-11		1950	2782	27.0	52
5SE25/21-13		2205	3102	30.0	58
5SE25/24-15		2460	3407	33.0	63

Dimensions & Weight

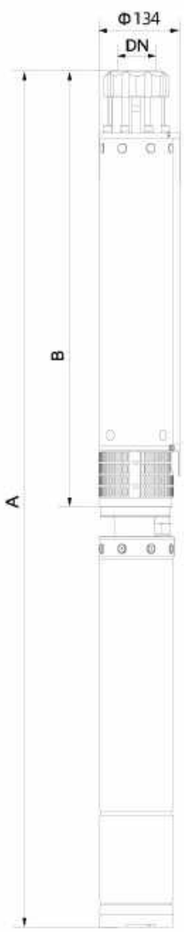

Model	Pipe Connedtion (DN)	Dim. (mm)		N.W.(kg)	
Three-phase		B	A Three-phase	Body(kg)	Motor(kg) M(Single-phase)
5SE8/7-1.5T	G2	595	1084	10.0	22
5SE8/9-2.2T		667	1171	11.0	23
5SE8/12-3T		775	1304	12.5	25
5SE8/15-4T		922	1476	14.0	27
5SE8/20-5.5T		1102	1724	17.0	34
5SE8/28-7.5T		1428	2120	21.0	40
5SE8/33-9.2T		1820	2582	29.0	46
5SE8/39-11T		2036	2868	32.0	52
5SE8/47-13T		2400	3297	37.0	58
5SE8/53-15T		2616	3563	38.0	63

Model	Pipe Connedtion (DN)	Dim. (mm)		N.W.(kg)	
Three-phase		B	A Three-phase	Body(kg)	Motor(kg) M(Single-phase)
5SE15/5-1.5T	G2	544	1033	9.5	22
5SE15/7-2.2T		626	1130	10.0	23
5SE15/9-3T		705	1234	11.0	25
5SE15/11-4T		785	1339	12.0	27
5SE15/15-5.5T		984	1606	15.0	34
5SE15/20-7.5T		1184	1876	17.5	40
5SE15/23-9.2T		1304	2066	19.5	46
5SE15/28-11T		1543	2375	23.0	52
5SE15/34-13T		1994	2891	30.0	58
5SE15/37-15T		2112	3059	32.0	63

Model	Pipe Connedtion (DN)	Dim. (mm)		N.W.(kg)	
Three-phase		B	A Three-phase	Body(kg)	Motor(kg) M(Single-phase)
5SE25/4-2.2T	G2.5	723	1227	12.0	23
5SE25/6-3T		893	1422	14.0	25
5SE25/7-4T		978	1532	15.0	27
5SE25/9-5.5T		1147	1769	17.0	34
5SE25/12-7.5T		1402	2094	21.0	40
5SE25/15-9.2T		1696	2458	25.0	46
5SE25/18-11T		1950	2782	28.0	52
5SE25/21-13T		2205	3102	32.0	58
5SE25/24-15T		2460	3407	34.0	63

Packing Size & Weight

Model	Dim. (mm)		G.W.(kg)	20"LoadinE Qty.(pcs)
Three-phase	Motor(L*W*H)	Body(L*W*H)		
5SE8-53/7-1.5	730×150×150	740×150×150	39.0	580
5SE8-68/9-2.2	730×150×150	800×150×150	42.0	550
5SE8-90/12-3	760×150×150	910×150×150	45.0	500
5SE8-115/15-4	780×150×150	1040×150×150	50.0	450
5SE8-160/20-5.5	865×150×150	1230×150×150	60.0	390
5SE8-225/28-7.5	920×150×150	1550×150×150	71.0	330
5SE8-262/33-9.2	1000×150×150	1940×150×150	88.0	280
5SE8-312/39-11	1060×150×150	2170×150×150	98.0	250
5SE8-372/47-13	1130×150×150	2530×150×150	109.0	220
5SE8-422/53-15	1190×150×150	2750×150×150	117.0	210

Model	Dim. (mm)		G.W.(kg)	20"LoadinE Qty.(pcs)
Three-phase	Motor(L*W*H)	Body(L*W*H)		
5SE15/5-1.5	730×150×150	670×150×150	39.0	600
5SE15/7-2.2	730×150×150	760×150×150	41.0	570
5SE15/9-3	760×150×150	840×150×150	44.0	520
5SE15/11-4	780×150×150	910×150×150	47.0	490
5SE15/15-5.5	865×150×150	1110×150×150	57.0	420
5SE15/20-7.5	920×150×150	1320×150×150	67.0	370
5SE15/23-9.2	1000×150×150	1450×150×150	76.0	340
5SE15/28-11	1060×150×150	1670×150×150	87.0	300
5SE15/34-13	1130×150×150	2130×150×150	101.0	250
5SE15/37-15	1190×150×150	2250×150×150	109.0	240

Model	Dim. (mm)		G.W.(kg)	20"LoadinE Qty.(pcs)
Three-phase	Motor(L*W*H)	Body(L*W*H)		
5SE25/4-2.2	730×150×150	860×150×150	42.0	530
5SE25/6-3	760×150×150	1020×150×150	46.0	470
5SE25/7-4	780×150×150	1110×150×150	51.0	440
5SE25/9-5.5	865×150×150	1270×150×150	61.0	390
5SE25/12-7.5	920×150×150	1550×150×150	71.0	330
5SE25/15-9.2	1000×150×150	1850×150×150	83.0	290
5SE25/18-11	1060×150×150	2080×150×150	94.0	260
5SE25/21-13	1130×150×150	2340×150×150	104.0	230
5SE25/24-15	1190×150×150	2580×150×150	113.0	210

Packing Size & Weight

Model	Dim. (mm)		G.W.(kg)	20"LoadinE Qty.(pcs)
Three-phase	Motor(L*W*H)	Body(L*W*H)		
5SE8/7-1.5T	730×150×150	740×150×150	41.0	580
5SE8/9-2.2T	730×150×150	800×150×150	43.0	550
5SE8/12-3T	760×150×150	910×150×150	46.0	500
5SE8/15-4T	780×150×150	1040×150×150	51.0	450
5SE8/20-5.5T	865×150×150	1230×150×150	61.0	400
5SE8/28-7.5T	920×150×150	1550×150×150	73.0	330
5SE8/33-9.2T	1000×150×150	1940×150×150	90.0	280
5SE8/39-11T	1060×150×150	2170×150×150	99.0	250
5SE8/47-13T	1130×150×150	2530×150×150	111.0	220
5SE8/53-15T	1190×150×150	2750×150×150	119.0	210

Model	Dim. (mm)		G.W.(kg)	20"LoadinE Qty.(pcs)
Three-phase	Motor(L*W*H)	Body(L*W*H)		
5SE15/5-1.5T	730×150×150	670×150×150	40.0	600
5SE15/7-2.2T	730×150×150	760×150×150	42.0	570
5SE15/9-3T	760×150×150	840×150×150	45.0	520
5SE15/11-4T	780×150×150	910×150×150	51.0	490
5SE15/15-5.5T	865×150×150	1110×150×150	59.0	420
5SE15/20-7.5T	920×150×150	1320×150×150	68.0	370
5SE15/23-9.2T	1000×150×150	1450×150×150	77.0	340
5SE15/28-11T	1060×150×150	1670×150×150	88.0	300
5SE15/34-13T	1130×150×150	2130×150×150	103.0	250
5SE15/37-15T	1190×150×150	2250×150×150	111.0	240

Model	Dim. (mm)		G.W.(kg)	20"LoadinE Qty.(pcs)
Three-phase	Motor(L*W*H)	Body(L*W*H)		
5SE25/4-2.2T	730×150×150	860×150×150	44.0	530
5SE25/6-3T	760×150×150	1020×150×150	48.0	470
5SE25/7-4T	780×150×150	1110×150×150	52.0	440
5SE25/9-5.5T	865×150×150	1270×150×150	62.0	390
5SE25/12-7.5T	920×150×150	1550×150×150	73.0	330
5SE25/15-9.2T	1000×150×150	1850×150×150	85.0	290
5SE25/18-11T	1060×150×150	2080×150×150	95.0	260
5SE25/21-13T	1130×150×150	2340×150×150	106.0	230
5SE25/24-15T	1190×150×150	2580×150×150	114.0	210

6"Deep Well Pumps

6SE(K2)

Performance Range

Max. Flow: 60m³/h
Max. Head: 448m

Application Limits

- Max. ambient temperature< 40℃ ;
- Maximum permissible quantity of sand:100g/m³ ;
- hydrogen sulfide content up to 1.5mg/L, chloride ion content up to 400mg/L;
- pH 6.5 to 8.5;
- Maximum: 70 m below the static water table.

Certificate

CE

Application Fields

- Building/construction work/Domestic water supply;
- Irrigation and Small water work;
- Landscaping;
- Water conservancy system;
- Factory.

Features

- Edible oil filled motor, stable& reliable running with pressure regulating membrane;
- Available with pump casing with plug, integrated stage floating impellers;
- Installation in 6" or larger boreholes.

Model Instruction

6 SE 10 / 7-K2

- Type Range
- Number of Stages
- Rated Flow(m³/h)
- Type Range
- Minimum Suit Boreholes (Inch)

Performance Curve

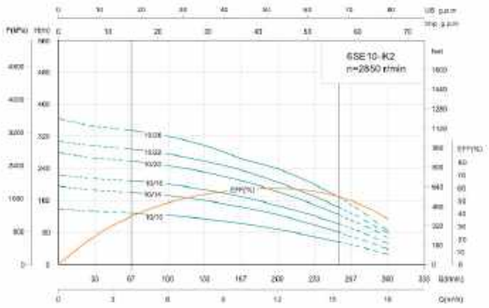



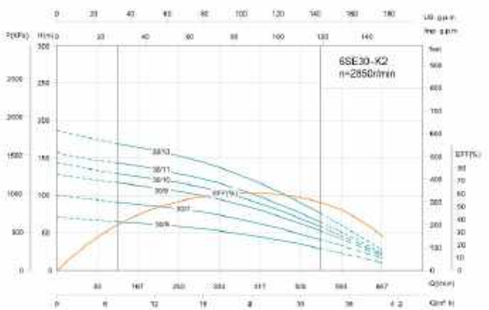

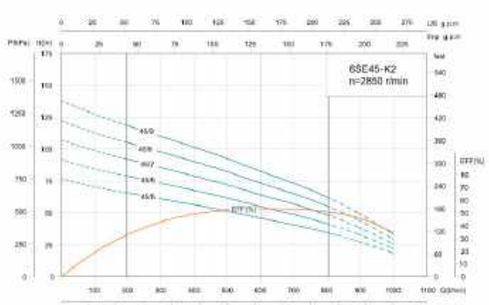

Model	Power		Current (A)	Flow											Head Range (m)
Three-Phase	kW	HP	Three-Phase	m³/h	0	2	4	6	8	10	12	14	16	18	
380V			380V	L/min	0	33	67	100	133	167	200	233	267	300	
6SE10/10	5.5	7.5	13	H(m)	140	133	129	129	115	100	100	69	48	25	129~53
6SE10/14	7.5	10	18		196	186	181	181	160	140	140	97	67	34	181~77
6SE10/16	9.2	12.5	23		224	213	206	206	183	160	160	110	77	39	210~97
6SE10/20	11	15	26		280	266	258	258	229	200	200	138	96	49	260~119
6SE10/22	13	17.5	33		308	293	284	284	252	220	220	169	127	54	290~137
6SE10/26	15	20	35		364	346	335	335	298	260	260	200	150	64	338~161

Model	Power		Current (A)	Flow											Head Range (m)
Three-Phase	kW	HP	Three-Phase	m³/h	0	3	6	9	12	15	18	21	24	27	
380V			380V	L/min	0	50	100	150	200	250	300	350	400	450	
6SE18/6	5.5	7.5	13	H(m)	85	82	79	75	68	60	54	41	29	16	80~32
6SE18/9	7.5	10	18		128	124	119	112	102	90	82	62	43	24	120~47
6SE18/11	9.2	12.5	23		156	151	145	137	125	110	100	76	53	29	146~58
6SE18/13	11	15	26		186	179	179	169	149	137	118	90	66	34	176~71
6SE18/15	13	17.5	33		213	205	198	188	170	150	135	103	73	37	199~79
6SE18/18	15	20	35		257	247	240	233	206	189	163	125	91	39	243~99

Model	Power		Current (A)	Flow										Head Range (m)
Three-Phase	kW	HP	Three-Phase	m³/h	0	5	10	15	20	25	30	35	40	
380V			380V	L/min	0	83	167	250	333	417	500	583	667	
6SE30/5	5.5	7.5	13	H(m)	72	68	64	59	53	45	35	23	10	65~29
6SE30/7	7.5	10	18		100	94	88	82	73	63	48	32	14	91~41
6SE30/9	9.2	12.5	23		129	121	113	105	95	80	62	42	19	117~52
6SE30/10	11	15	26		143	134	125	117	105	89	69	46	21	143~64
6SE30/11	13	17.5	33		157	147	139	129	116	98	76	51	23	169~75
6SE30/13	15	20	35		186	174	164	153	137	116	90	60	27	195~87

Model	Power		Current (A)	Flow												Head Range (m)
Three-Phase	kW	HP	Three-Phase	m³/h	0	6	12	18	24	30	36	42	48	54	60	
380V			380V	L/min	0	100	200	300	400	500	600	700	800	900	1000	
6SE45/5	7.5	10	13	H(m)	76	71	66	61	56	51	46	41	35	27	18	66~36
6SE45/6	9.2	12.5	18		92	85	79	73	68	62	55	49	42	33	22	80~43
6SE45/7	11	15	23		107	99	92	82	79	72	64	57	48	38	26	93~50
6SE45/8	13	17.5	26		122	113	105	98	90	82	73	65	55	44	29	106~57
6SE45/9	15	20	33		137	127	118	110	101	92	82	73	62	49	33	119~65

Model	Power		Flow											Head Range (m)
Three-Phase	kW	HP	m³/h	0	2	4	6	8	10	12	14	16	18	
380V			l/min	0	33	67	100	133	167	200	233	267	300	
6SE10/10K2	5.5	7.5	H(m)	140	133	129	123	115	100	87	69	48	25	129~53
6SE10/14K2	7.5	10		196	186	181	172	160	140	122	97	67	34	181~77
6SE10/16K2	9.2	12.5		224	213	206	197	183	160	139	110	77	39	210~97
6SE10/20K2	11	15		280	266	258	246	229	200	174	138	96	49	260~119
6SE10/22K2	13	17.5		308	293	284	272	252	220	202	169	127	54	290~137
6SE10/26K2	15	20		364	346	335	320	298	260	239	200	150	64	338~161

Model	Power		Flow											Head Range (m)
Three-Phase	kW	HP	m³/h	0	3	6	9	12	15	18	21	24	27	
380V			l/min	0	50	100	150	200	250	300	350	400	450	
6SE18/6K2	5.5	7.5	H(m)	85	82	79	75	68	60	54	41	29	16	80~32
6SE18/9K2	7.5	10		128	124	119	112	102	90	82	62	43	24	120~47
6SE18/11K2	9.2	12.5		156	151	145	137	125	110	100	76	53	29	146~58
6SE18/13K2	11	15		186	179	179	169	149	137	118	90	66	34	176~71
6SE18/15K2	13	17.5		213	205	198	188	170	150	135	103	73	37	199~79
6SE18/18K2	15	20		257	247	240	233	206	189	163	125	91	39	243~99

Model	Power		Flow											Head Range (m)
Three-Phase	kW	HP	m³/h	0	5	10	15	20	25	30	35	40		
380V			l/min	0	83	167	250	333	417	500	583	667		
6SE30/5K2	5.5	7.5	H(m)	72	68	64	59	53	45	35	23	10		65~29
6SE30/7K2	7.5	10		100	94	88	82	73	63	48	32	14		91~41
6SE30/9K2	9.2	12.5		129	121	113	105	95	80	62	42	19		117~52
6SE30/10K2	11	15		143	134	125	117	105	89	69	46	21		130~62
6SE30/11K2	13	17.5		157	147	139	129	116	98	76	51	23		145~73
6SE30/13K2	15	20		186	174	164	153	137	116	90	60	27		175~85

Model	Power		Current (A)	Flow												Head Range (m)
Three-Phase	kW	HP	Three-Phase	m³/h	0	6	12	18	24	30	36	42	48	54	60	
380V			380V	l/min	0	100	200	300	400	500	600	700	800	900	1000	
6SE45/5K2	7.5	10	13	H(m)	76	71	66	61	56	51	46	41	35	27	18	65 ~ 20
6SE45/6K2	9.2	12.5	18		92	85	79	73	68	62	55	49	42	33	22	78 ~ 25
6SE45/7K2	11	15	23		107	99	92	82	79	72	64	57	48	38	26	90 ~ 29
6SE45/8K2	13	17.5	26		122	113	105	98	90	82	73	65	55	44	29	103 ~ 33
6SE45/9K2	15	20	33		137	127	118	110	101	92	82	73	62	49	33	116 ~ 37

Components & Materials

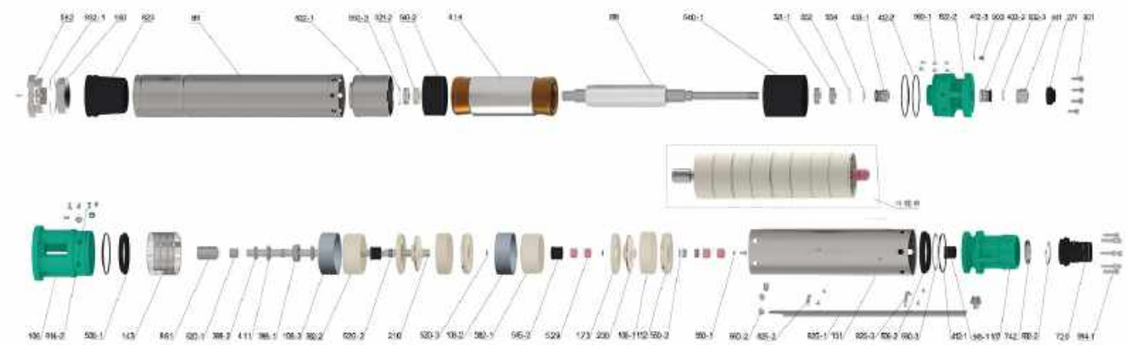

6SE

No.	Part name	No.	Part name	No.	Part name
106	Inlet joint	412-2	O-ring	592	Base
107	Delivery chamber	412-3	O-ring	720	Outlet joint
108-1	Guide vane ring	433-1	Mechanical seal	742	Bonnet
108-2	Intermediate support seat ring	433-2	Mechanical seal	811	Casing
108-3	Lower support seat ring	441	Stainless steel sleeve	814	Stator core with winding
112	Flow deflector	506-1	Inlet joint ring	818	Rotor
143	Net cover	506-2	Delivery chamber ring	822-1	Lower bearing block
151	Upper sleeve	520-1	Spacer bush	822-2	Oil chamber
160	Bottom cover	520-2	Spacer bush	823	Pressure regulating film
173	Guide vane cover plate	520-3	Spacer bush	825-1	Cable pressing plate
210	Pump shaft	529	Shaft sleeve	825-2	Small pressing plate
230	Impeller	540-1	Upper spacer sleeve	825-3	Large pressing plate
231	Impeller string	540-2	Lower spacer sleeve	861	Coupling
321-1	Deep groove ball bearing	545-1	Lower rubber bearing	901	Outer hexagon flat screw
321-2	Angular contact ball bearing	545-2	Upper rubber bearing	903	Vent cock
382-1	Intermediate support seat	550-1	Pump shaft gasket	914-1	Hexagon socket head cap screw
382-2	Lower support seat	550-2	Adjusting washer	914-2	Hexagon socket countersunk head screw
271	Sand shaking sleeve	550-3	Adjusting washer	932-1	Retaining ring
388-1	Arresting disc fixing sleeve	552	Wave spring	932-2	Retaining ring
388-2	Arresting disc	554	Flat washer	932-3	Circlip for shaft
411	Friction pad	560-1	Locating sleeve		
412-1	O-ring	560-2	Locating pin		

Components & Materials

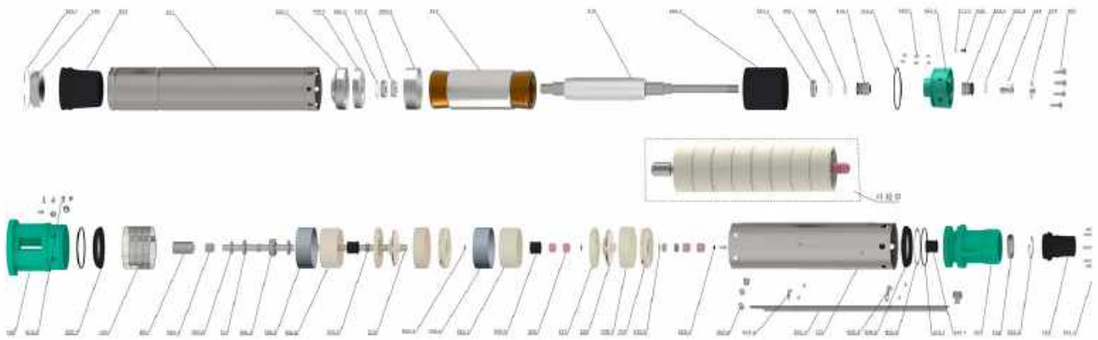

6SE-K2

No.	Part name	No.	Part name	No.	Part name
106	Water inlet	412-2	O-ring	560-2	Positioning pin
107	Extruding chamber	412-3	O-ring	720	Water outlet
108-1	Guide vane ferrule	433-1	Mechanical seal	742	Valve cover
108-2	Intermediate support seat ferrule	433-2	Mechanical seal	811	Enclosure
108-3	Lower support seat ferrule	441	Stainless steel sleeve	814	Stator core with winding
112	Conductor	506-1	Water inlet gasket	818	Rotor
143	Net cover	506-2	Extruding chamber gasket	822-1	Lower bearing housing
151	Upper sleeve	520-1	Spacer	822-2	Oil chamber
160	Bottom cover	520-2	Spacer	823	Pressure regulating film
173	Guide vane cover plate	520-3	Spacer	825-1	Cable hold-down plate
210	Pump shaft	529	Shaft sleeve	825-2	Small hold-down plate
230	Impeller	540-1	Upper stop sleeve	825-3	Big hold-down plate
231	Impeller string	540-2	2 Lower stop sleeve 2	861	Coupling
321-1	Deep groove ball bearing	540-3	1 Lower stop sleeve 1	901	Hexagon socket flat head screw
321-2	Angular contact ball bearing	545-1	Lower rubber bearing	903	Air relief cock
382-1	Intermediate support seat	545-2	Uppwer rubber bearing	914-1	Hexagon socket head cap screw
382-2	Lower support seat	550-1	Pump shaft washer	914-2	Hexagon socket countersunk head screw
271	Sand sleeve	550-2	Adjusting washer	932-1	Retaining ring
388-1	Retaining plate fixing sleeve	550-3	Adjusting washer	932-2	Retaining ring
388-2	Stop disc	552	Wave spring	932-3	Elastic circlip for shaft
411	Friction pad	554	Flat washer		
412-1	O-ring	560-1	Positioning sleeve		

Dimensions & Weight

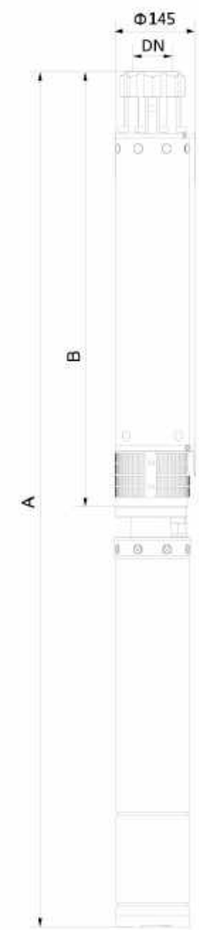

Model	Pipe Connedtion (DN)	Dim. (mm)		N.W.(kg)	
Three-phase		B	A Three-phase	Body(kg)	Motor(kg) M(Single-phase)
6SE10/10	G3	785	1586	18.5	40.0
6SE10/14		935	1801	22.0	45.0
6SE10/16		1080	2006	24.6	50.0
6SE10/20		1235	2231	28.0	58.0
6SE10/22		1315	2369	30.1	64.0
6SE10/26		1615	2708	36.5	67.0

Model	Pipe Connedtion (DN)	Dim. (mm)		N.W.(kg)	
Three-phase		B	A Three-phase	Body(kg)	Motor(kg) M(Single-phase)
6SE18/6	G3	676	1478	16	40.0
6SE18/9		815	1677	20.0	45.0
6SE18/11		909	1836	21.5	50.0
6SE18/13		1002	1999	23.0	58.0
6SE18/15		1095	2152	25.0	64.0
6SE18/18		1235	2332	28.0	67.0

Model	Pipe Connedtion (DN)	Dim. (mm)		N.W.(kg)	
Three-phase		B	A Three-phase	Body(kg)	Motor(kg) M(Single-phase)
6SE30/5	G3	665	1467	16.5	40.0
6SE30/7		773	1635	18.1	45.0
6SE30/9		880	1807	20.0	50.0
6SE30/10		935	1932	21.0	58.0
6SE30/11		988	2045	22.3	64.0
6SE30/13		1096	2193	24.1	67.0

Model	Pipe Connedtion (DN)	Dim. (mm)		N.W.(kg)	
Three-phase		B	A Three-phase	Body(kg)	Motor(kg) M(Single-phase)
6SE45/5	G3	730	1592	18	45.0
6SE45/6		797	1724	19	50.0
6SE45/7		864	1861	20.5	58.0
6SE45/8		930	1987	22	64.0
6SE45/9		1059	2156	23	67.0

Dimensions & Weight

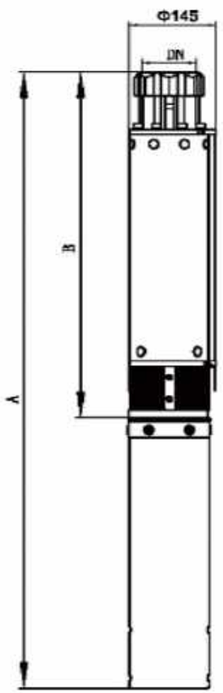

Model	Pipe Connedtion (DN)	Dim. (mm)		N.W.(kg)	
Three-phase		B	A Three-phase	Body(kg)	Motor(kg) M(Single-phase)
6SE10/10K2		910	1670	18.5	31.5
6SE10/14K2		1070	1890	22.5	36.8
6SE10/16K2		1210	2090	24.6	42
6SE10/20K2		1370	2250	27.5	50
6SE10/22K2		1450	2450	30.1	56
6SE10/26K2		1750	2800	36.5	60
6SE18/6K2		800	1560	16	31.3
6SE18/9K2		950	1770	20	36.8
6SE18/11K2		1040	1920	21.5	42
6SE18/13K2		1130	2010	23	50
6SE18/15K2		1230	2230	25	56
6SE18/18K2	G3	1370	2420	28	60
6SE30/5K2		800	1560	16.5	31.3
6SE30/7K2		910	1730	18.1	36.8
6SE30/9K2		1020	1900	20.5	42
6SE30/10K2		1070	1950	21.4	50
6SE30/11K2		1130	2130	22.3	56
6SE30/13K2		1230	2280	25.5	60
6SE45/5K2		860	1680	18	36.8
6SE45/6K2		930	1810	19	42
6SE45/7K2		1000	1880	20.5	50
6SE45/8K2		1070	2070	22	56
6SE45/9K2		1190	2240	23	60

Packing Size & Weight

Model	Dim. (mm)		G.W.(kg)	20"LoadinE Qty.(pcs)
Three-phase	Motor(L×W×H) Three-phase	Body(L×W×H)		
6SE10/10	940x150x150	910x150x150	M:42.7 B:21.1	470
6SE10/14	1000x150x150	1070x150x150	M:47.8 B:24.7	430
6SE10/16	1060x150x150	1210x150x150	M:53 B:27.1	390
6SE10/20	1130x150x150	1370x150x150	M:61.2 B:30.2	360
6SE10/22	1190x150x150	1450x150x150	M:67.3 B:33	340
6SE10/26	1230x150x150	1750x150x150	M:70.4 B:40	320

Model	Dim. (mm)		G.W.(kg)	20"LoadinE Qty.(pcs)
Three-phase	Motor(L×W×H) Three-phase	Body(L×W×H)		
6SE18/6	940x150x150	800x150x150	M:42.7 B:18.7	470
6SE18/9	1000x150x150	950x150x150	M:47.8 B:22	430
6SE18/11	1060x150x150	1040x150x150	M:53 B:23.6	390
6SE18/13	1130x150x150	1130x150x150	M:61.2 B:25.3	360
6SE18/15	1190x150x150	1230x150x150	M:67.3 B:27.5	340
6SE18/18	1230x150x150	1370x150x150	M:70.4 B:30.8	320

Model	Dim. (mm)		G.W.(kg)	20"LoadinE Qty.(pcs)
Three-phase	Motor(L×W×H) Three-phase	Body(L×W×H)		
6SE30/5	940x150x150	800x150x150	M:42.7 B:18.2	470
6SE30/7	1000x150x150	910x150x150	M:47.8 B:20	430
6SE30/9	1060x150x15	1020x150x150	M:53 B:22.6	390
6SE30/10	1130x150x150	1070x150x150	M:61.2 B:23.6	360
6SE30/11	1190x150x150	1130x150x150	M:67.3 B:24.6	340
6SE30/13	1230x150x150	1230x150x150	M:70.4 B:26.6	320

Model	Dim. (mm)		G.W.(kg)	20"LoadinE Qty.(pcs)
Three-phase	Motor(L×W×H) Three-phase	Body(L×W×H)		
6SE45/5	1000x150x150	860x150x150	M:47.8 B:19.8	470
6SE45/6	1060x150x150	930x150x150	M:53 B:20.9	430
6SE45/7	1130x150x150	1000x150x150	M:61.2 B:22.6	390
6SE45/8	1190x150x150	1070x150x150	M:67.3 B:24.2	360
6SE45/9	1230x150x150	1190x150x150	M:70.4 B:25.4	340

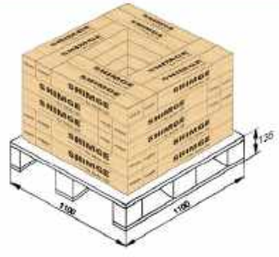

Packing Size & Weight

Model	Dim. (mm)		G.W.(kg)	20"LoadinE Qty.(pcs)
Three-phase	Motor(L×W×H) Three-phase	Body(L×W×H)		
6SE10/10K2	910×150×150	760×150×150	54	745
6SE10/14K2	1070×150×150	820×150×150	63	658
6SE10/16K2	1210×150×150	880×150×150	71	595
6SE10/20K2	1370×150×150	880×150×150	83	553
6SE10/22K2	1450×150×150	1000×150×150	92	507
6SE10/26K2	1750×150×150	1050×150×150	103	444

Model	Dim. (mm)		G.W.(kg)	20"LoadinE Qty.(pcs)
Three-phase	Motor(L×W×H) Three-phase	Body(L×W×H)		
6SE18/6K2	800×150×150	760×150×150	51	797
6SE18/9K2	950×150×150	820×150×150	61	703
6SE18/11K2	1040×150×150	880×150×150	67	648
6SE18/13K2	1130×150×150	880×150×150	78	619
6SE18/15K2	1230×150×150	1000×150×150	86	558
6SE18/18K2	1370×150×150	1050×150×150	93	514

Model	Dim. (mm)		G.W.(kg)	20"LoadinE Qty.(pcs)
Three-phase	Motor(L×W×H) Three-phase	Body(L×W×H)		
6SE30/5K2	800×150×150	760×150×150	51	797
6SE30/7K2	910×150×150	820×150×150	59	719
6SE30/9K2	1020×150×150	880×150×150	66	654
6SE30/10K2	1070×150×150	880×150×150	76	638
6SE30/11K2	1130×150×150	1000×150×150	83	584
6SE30/13K2	1230×150×150	1050×150×150	89	545

Model	Dim. (mm)		G.W.(kg)	20"LoadinE Qty.(pcs)
Three-phase	Motor(L×W×H) Three-phase	Body(L×W×H)		
6SE45/5K2	860×150×150	820×150×150	58	740
6SE45/6K2	930×150×150	880×150×150	64	687
6SE45/7K2	1000×150×150	880×150×150	75	661
6SE45/8K2	1070×150×150	1000×150×150	83	601
6SE45/9K2	1190×150×150	1050×150×150	88	555

6"Deep Well Pumps

6SS(K2)

Performance Range

Max. Flow: 78m³/h
Max. Head: 283m

Application Limits

- Max. ambient temperature< 40°C ;
- Maximum permissible quantity of sand:100g/m³ ;
- Hydrogen sulfide content up to 1.5mg/L, chloride ion content up to 400mg/L;
- pH 6.5 to 8.5;
- Maximum: 70 m below the static water table.

Certificate

CE

Application Fields

- Building/construction work/Domestic water supply;
- Irrigation and Small water work;
- Landscaping;
- Water conservancy system;
- Factory.

Features

- Available with stainless steel pump head, effective against the corrosion and abrasive wear;
- Edible oil filled motor, stable& reliable running with pressure regulating membrane;
- Available with controller box, bring about general protection;
- Installation in 6" or larger boreholes.

Model Instruction

6 SS 17/7 K2

- K2 — Type Range
- 7 — Number of Stages
- 17 — Rated Flow(m³/h)
- SS — Type Range
- 6 — Minimum Suit Boreholes (Inch)

Performance Curve

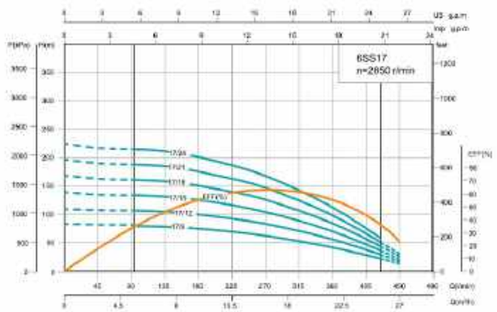

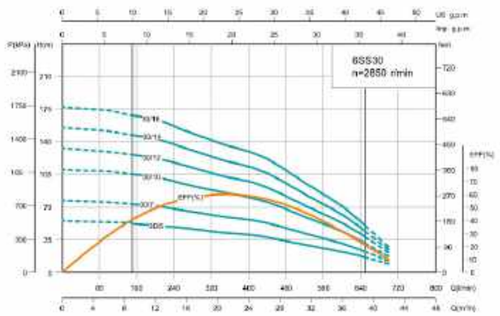

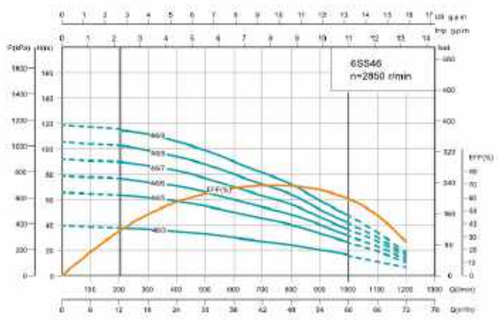

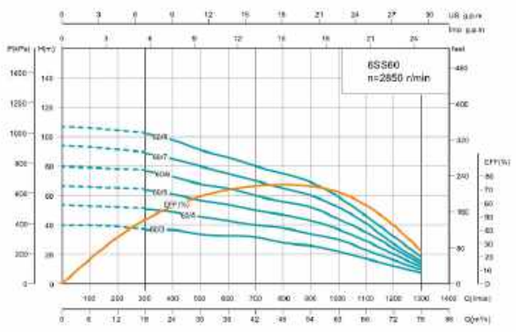

Model	Power		Current (A)	Flow											Head Range (m)
Three-Phase	kW	HP	Three-Phase	m³/h	0	3	6	9	12	15	18	21	24	27	
380V			380V	l/min	0	50	100	150	200	250	300	350	400	450	
6SS17/9	5.5	7.5	13	H(m)	85	82	81	79	74	67	57	45	30	13	81~38
6SS17/12	7.5	10	18		111	109	108	105	98	89	76	60	40	17	108~50
6SS17/15	9.2	12.5	23		141	136	135	131	123	111	95	75	50	21	135~63
6SS17/18	11	15	26		170	164	162	158	147	134	114	90	60	26	162~76
6SS17/21	13	17.5	33		198	191	189	184	171	156	133	105	70	30	189~88
6SS17/24	15	20	35		226	218	216	210	196	178	152	120	80	34	216~101

Model	Power		Current (A)	Flow																	Head Range (m)
Three-Phase	kW	HP	Three-Phase	m³/h	0	3	6	9	12	15	18	21	24	27	30	33	36	39	42		
380V			380V	l/min	0	50	100	150	200	250	300	350	400	450	500	550	600	650	700		
6SS30/5	5.5	7.5	13	H(m)	56	55	54	53	51	49	46	43	41	37	32	27	22	16	9	53~16
6SS30/7	7.5	10	18		78	77	76	74	72	68	64	60	57	45	38	38	31	22	12	74~22
6SS30/10	9.2	12.5	23		111	110	109	106	103	97	91	86	81	64	54	54	44	31	17	106~31
6SS30/12	11	15	26		134	132	130	127	123	117	110	103	98	77	65	65	53	38	21	127~38
6SS30/14	13	17.5	33		156	154	152	148	144	136	128	120	114	90	76	76	62	44	24	148~44
6SS30/16	15	20	35		178	176	174	169	165	155	146	137	130	103	87	87	71	50	27	169~50

Model	Power		Current (A)	Flow															Head Range (m)
Three-Phase	kW	HP	Three-Phase	m³/h	0	6	12	18	24	30	36	42	48	54	60	66	72		
380V			380V	l/min	0	100	200	300	400	500	600	700	800	900	1000	1100	1200		
6SS46/3	5.5	7.5	13	H(m)	40	39	38	37	35	33	30	27	24	20	16	11	6	38~16
6SS46/5	7.5	10	18		66	65	64	62	59	55	50	45	40	33	26	19	10	63~26
6SS46/6	9.2	12.5	23		79	78	77	74	71	66	60	54	48	40	31	23	12	76~31
6SS46/7	11	15	26		92	91	90	87	83	77	70	63	56	46	36	27	14	89~36
6SS46/8	13	17.5	33		106	104	103	99	94	88	80	72	64	52	41	30	16	101~41
6SS46/9	15	20	35		119	117	115	112	106	99	90	81	72	59	47	34	18	114~47

Model	Power		Current (A)	Flow														Head Range (m)
Three-Phase	kW	HP	Three-Phase	m³/h	0	6	12	18	24	30	42	48	54	60	66	72	78	
380V			380V	l/min	0	100	200	300	400	500	700	800	900	1000	1100	1200	1300	
6SS60/3	5.5	7.5	13	H(m)	40	40	39	37	37	34	32	28	26	22	17	12	7	37~7
6SS60/4	7.5	10	18		66	54	52	62	49	46	40	38	34	30	23	16	9	51~9
6SS60/5	9.2	12.5	23		79	67	65	74	61	57	50	47	43	37	29	20	11	64~11
6SS60/6	11	15	26		92	80	78	87	73	68	60	56	52	44	35	24	13	77~13
6SS60/7	13	17.5	33		106	94	91	99	85	80	70	65	60	52	41	27	15	89~15
6SS60/8	15	20	35		119	107	104	112	98	91	80	75	69	59	46	32	18	102~18

Model	Power		Flow											Head Range (m)
Three-Phase	kW	HP	m³/h	0	3	6	9	12	15	18	21	24	27	
380V			l/min	0	50	100	150	200	250	300	350	400	450	
6SS17/9-5.5K2	5.5	7.5	H(m)	85	82	81	79	74	67	57	45	30	13	81~38
6SS17/12-7.5K2	7.5	10		111	109	108	105	98	89	76	60	40	17	108~50
6SS17/15-9.2K2	9.2	12.5		141	136	135	131	123	111	95	75	50	21	135~63
6SS17/18-11K2	11	15		170	164	162	158	147	134	114	90	60	26	162~76
6SS17/21-13K2	13	17.5		198	191	189	184	171	156	133	105	70	30	189~88
6SS17/24-15K2	15	20		226	218	216	210	196	178	152	120	80	34	216~101

Model	Power		Flow																	Head Range (m)
Three-Phase	kW	HP	m³/h	0	3	6	9	12	15	18	21	24	27	30	33	36	39	42		
380V			l/min	0	50	100	150	200	250	300	350	400	450	500	550	600	650	700		
6SS30/5-5.5K2	5.5	7.5	H(m)	56	55	54	53	51	49	46	43	41	37	32	27	22	16	9	53~16
6SS30/7-7.5K2	7.5	10		78	77	76	74	72	68	64	60	57	45	38	38	31	22	12	74~22
6SS30/10-9.2K2	9.2	12.5		111	110	109	106	103	97	91	86	81	64	54	54	44	31	17	106~31
6SS30/12-11K2	11	15		134	132	130	127	123	117	110	103	98	77	65	65	53	38	21	127~38
6SS30/14-13K2	13	17.5		156	154	152	148	144	136	128	120	114	90	76	76	62	44	24	148~44
6SS30/16-15K2	15	20		178	176	174	169	165	155	146	137	130	103	87	87	71	50	27	169~50

Model	Power		Flow																Head Range (m)
Three-Phase	kW	HP	m³/h	0	6	12	18	24	30	36	42	48	54	60	66	72		
380V			l/min	0	100	200	300	400	500	600	700	800	900	1000	1100	1200		
6SS46/3-5.5K2	5.5	7.5	H(m)	40	39	38	37	35	33	30	27	24	20	16	11	6	38~16
6SS46/5-7.5K2	7.5	10		66	65	64	62	59	55	50	45	40	33	26	19	10	63~26
6SS46/6-9.2K2	9.2	12.5		79	78	77	74	71	66	60	54	48	40	31	23	12	76~31
6SS46/7-11K2	11	15		92	91	90	87	83	77	70	63	56	46	36	27	14	89~36
6SS46/8-13K2	13	17.5		106	104	103	99	94	88	80	72	64	52	41	30	16	101~41
6SS46/9-15K2	15	20		119	117	115	112	106	99	90	81	72	59	47	34	18	114~47

Model	Power		Current (A)	Flow														Head Range (m)
Three-Phase	kW	HP	Three-Phase	m³/h	0	6	12	18	24	30	42	48	54	60	66	72	78	
380V			380V	l/min	0	100	200	300	400	500	700	800	900	1000	1100	1200	1300	
6SS60/3-5.5K2	5.5	7.5	13	H(m)	40	39	37	37	34	33	32	28	26	22	17	12	7	37-7
6SS60/4-7.5K2	7.5	10	18		53	52	51	49	46	43	40	38	34	30	23	16	9	51-9
6SS60/5-9.2K2	9.2	12.5	23		66	65	64	61	57	53	50	47	43	37	29	20	11	64-11
6SS60/6-11K2	11	15	26		79	78	77	73	68	63	60	56	52	44	35	24	13	77-13
6SS60/7-13K2	13	17.5	33		93	91	89	85	80	75	70	65	30	52	41	27	15	89-15
6SS60/8-15K2	15	20	35		106	104	102	98	91	85	80	75	69	59	46	32	18	102-18

Components & Materials



No.	Part name	No.	Part name
160	Inlet joint	560	Locating sleeve
271	Sand shaking sleeve	592	Base
321-1	Deep groove ball bearing	811	Casing
321-2	Angular contact ball bearing	814	Stator core with winding
412-1	O-ring	818	Rotor
412-2	O-ring	822-1	Lower bearing block
433-1	Mechanical seal	822-2	Oil chamber
433-2	Mechanical seal	823	Pressure regulating film
441	Stainless steel sleeve	901	Outer hexagon flat screw
540-1	Upper spacer sleeve	903	Vent cock
540-2	Lower spacer sleeve	932-1	Retaining ring
550	Pump shaft gasket	932-2	Circlip for shaft
552	Wave spring		
554	Flat washer		

Dimensions & Weight

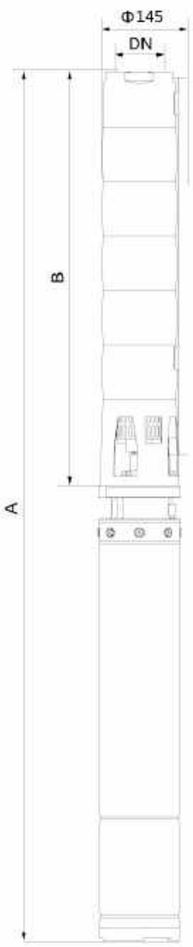

Model	Pipe Connedtion (DN)	Dim. (mm)		N.W.(kg)	
Three-phase		B	A Three-phase	Body(kg)	Motor(kg) M(Single-phase)
6SS17/9	G3	817	1618	15.2	40
6SS17/12		998	1864	19.1	45
6SS17/15		1180	2106	23	50
6SS17/18		1361	2357	26.9	58
6SS17/21		1543	2597	30.8	64
6SS17/24		1724	2817	34.7	67

Model	Pipe Connedtion (DN)	Dim. (mm)		N.W.(kg)	
Three-phase		B	A Three-phase	Body(kg)	Motor(kg) M(Single-phase)
6SS30/5	G3	752	1553	12.5	40
6SS30/7		944	1810	16.1	45
6SS30/10		1232	2158	21.5	50
6SS30/12		1424	2420	25.1	58
6SS30/14		1616	2670	28.7	64
6SS30/16		1808	2901	32.3	67

Model	Pipe Connedtion (DN)	Dim. (mm)		N.W.(kg)	
Three-phase		B	A Three-phase	Body(kg)	Motor(kg) M(Single-phase)
6SS46/3	G3	611	1412	11	40
6SS46/5		837	1703	16	45
6SS46/6		950	1876	18.5	50
6SS46/7		1063	2059	21	58
6SS46/8		1176	2230	23.5	64
6SS46/9		1289	2382	26	67

Model	Pipe Connedtion (DN)	Dim. (mm)		N.W.(kg)	
Three-phase		B	A Three-phase	Body(kg)	Motor(kg) M(Single-phase)
6SS60/3	G3	611	1412	14	40
6SS60/4		724	1590	17.5	45
6SS60/5		837	1763	21	50
6SS60/6		950	1946	24.5	58
6SS60/7		1063	2117	28	64
6SS60/8		1176	2269	31.5	67

Dimensions & Weight

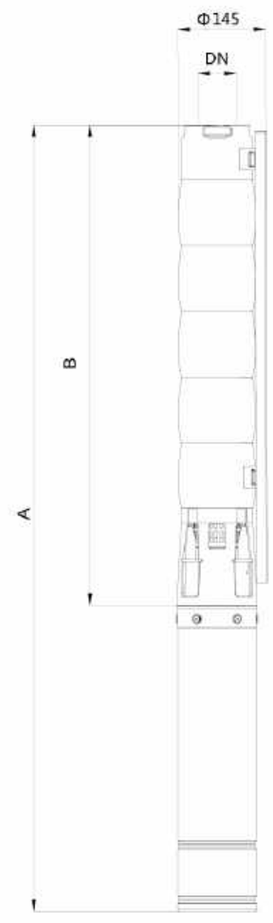

Model	Pipe Connedtion (DN)	Dim. (mm)		N.W.(kg)	
Three-phase		B	A Three-phase	Body(kg)	Motor(kg) M(Single-phase)
6SS17/9-5.5K2	G3/NPT3	676	1197	12.5	31.3
6SS17/12-7.5K2		814	1395	15.5	36.8
6SS17/15-9.2K2		952	1593	18.5	42
6SS17/18-11K2		1090	1801	21	50
6SS17/21-13K2		1228	1999	30.8	56
6SS17/24-15K2		1366	2177	27	60
6SS30/5-5.5K2		712	1233	12	31.3
6SS30/7-7.5K2		892	1473	15.5	36.8
6SS30/10-9.2K2		1162	1803	20	42
6SS30/12-11K2		1342	2053	24	50
6SS30/14-13K2		1522	2401	27	56
6SS30/16-15K2		1702	2513	30	60
6SS46/3-5.5K2		598	1119	9.5	31.3
6SS46/5-7.5K2		822	1403	14	36.8
6SS46/6-9.2K2		934	1575	16	42
6SS46/7-11K2		1046	1757	18.5	50
6SS46/8-13K2		1158	1929	20	56
6SS46/9-15K2		1270	2081	22	60
6SS60/3-5.5K2		598	1119	10	31.3
6SS60/4-7.5K2		710	1291	12	36.8
6SS60/5-9.2K2		822	1571	14	42
6SS60/6-11K2		934	1645	16.5	50
6SS60/7-13K2		1046	1817	18.5	56
6SS60/8-15K2		1158	1969	21	60

Packing Size & Weight

Model	Dim. (mm)		G.W.(kg)	20'LoadinE Qty.(pcs)
Three-phase	Motor(L×W×H) Three-phase	Body(L×W×H)		
6SS17/9	940×150x150	B:950x150x150	M:42.7 B:17.2	470
6SS17/12	1000×150x150	B:1130x150x150	M:47.8 B:21.4	430
6SS17/15	1060×150x150	B:1310x150x150	M:53 B:25.6	370
6SS17/18	1130×150x150	B:1490x150x150	M:61.2 B:29.9	340
6SS17/21	1190×150x150	B:1670x150x150	M:67.3 B:34.1	310
6SS17/24	1230×150x150	B:1850x150x150	M:70.4 B:38.3	280

Model	Dim. (mm)		G.W.(kg)	20'LoadinE Qty.(pcs)
Three-phase	Motor(L×W×H) Three-phase	Body(L×W×H)		
6SS30/5	940×150x150	840x150x150	M:42.7 B:14.3	470
6SS30/7	1000×150x150	1070x150x150	M:47.8 B:18.3	430
6SS30/10	1060×150x150	1370x150x150	M:53 B:24.3	380
6SS30/12	1130×150x150	1550x150x150	M:61.2 B:28.2	350
6SS30/14	1190×150x150	1750x150x150	M:67.3 B:32.2	320
6SS30/16	1230×150x150	1940x150x150	M:70.4 B:36.1	280

Model	Dim. (mm)		G.W.(kg)	20'LoadinE Qty.(pcs)
Three-phase	Motor(L×W×H) Three-phase	Body(L×W×H)		
6SS46/3	940×150x150	740x150x150	M:42.7 B:12.6	480
6SS46/5	1000×150x150	950x150x150	M:47.8 B:18.0	400
6SS46/6	1060×150x150	1070x150x150	M:53 B:20.7	350
6SS46/7	1130×150x150	1190x150x150	M:61.2 B:23.4	330
6SS46/8	1190×150x150	1310x150x150	M:67.3 B:26.1	300
6SS46/9	1230×150x150	1420x150x150	M:70.4 B:28.8	280

Model	Dim. (mm)		G.W.(kg)	20'LoadinE Qty.(pcs)
Three-phase	Motor(L×W×H) Three-phase	Body(L×W×H)		
6SS60/3	940×150x150	740x150x150	M:42.7 B:15.6	480
6SS60/4	1000×150x150	840x150x150	M:47.8 B:19.3	430
6SS60/5	1060×150x150	970x150x150	M:53 B:23.0	380
6SS60/6	1130×150x150	1090x150x150	M:61.2 B:26.7	340
6SS60/7	1190×150x150	1190x150x150	M:67.3 B:30.4	310
6SS60/8	1230×150x150	1310x150x150	M:70.4 B:34.1	300

Packing Size & Weight

Model	Dim. (mm)		G.W.(kg)	20'LoadinE Qty.(pcs)
Three-phase	Motor(L×W×H) Three-phase	Body(L×W×H)		
6SS17/9-5.5K2	760×150×150	800×150×150	M:33.4/B:14	470
6SS17/12-7.5K2	820×150×150	910×150×150	M:39.1/B:17.5	430
6SS17/15-9.2K2	880×150×150	1070×150×150	M:44.4/B:20	370
6SS17/18-11K2	940×150×150	1190×150×150	M:52.6/B:24	330
6SS17/21-13K2	1000×150×150	1290×150×150	M:59/B:27	310
6SS17/24-15K2	1050×150×150	1470×150×150	M:63/B:30	280

Model	Dim. (mm)		G.W.(kg)	20'LoadinE Qty.(pcs)
Three-phase	Motor(L×W×H) Three-phase	Body(L×W×H)		
6SS30/5-5.5K2	760×150×150	820×150×150	M:33.4/B:16	470
6SS30/7-7.5K2	820×150×150	1000×150×150	M:39.1/B:17.5	410
6SS30/10-9.2K2	880×150×150	1370×150×150	M:44.4/B:25	310
6SS30/12-11K2	940×150×150	1450×150×150	M:52.6/B:27	290
6SS30/14-13K2	1000×150×150	1630×150×150	M:59/B:30	260
6SS30/16-15K2	1050×150×150	1800×150×150	M:63/B:34	240

Model	Dim. (mm)		G.W.(kg)	20'LoadinE Qty.(pcs)
Three-phase	Motor(L×W×H) Three-phase	Body(L×W×H)		
6SS46/3-5.5K2	760×150×150	740x150x150	M:33.4/B:11	480
6SS46/5-7.5K2	820×150×150	930×150×150	M:39.1/B:19	400
6SS46/6-9.2K2	880×150×150	1040×150×150	M:44.4/B:20.7	350
6SS46/7-11K2	940×150×150	1110×150×150	M:52.6/B:23.4	330
6SS46/8-13K2	1000×150×150	1230×150×150	M:59/B:25.4	300
6SS46/9-15K2	1050×150×150	1370×150×150	M:63/B:27	280

Model	Dim. (mm)		G.W.(kg)	20'LoadinE Qty.(pcs)
Three-phase	Motor(L×W×H) Three-phase	Body(L×W×H)		
6SS60/3-5.5K2	760×150×150	700×150×150	M:33.4/B:11.5	470
6SS60/4-7.5K2	820×150×150	820×150×150	M:39.1/B:13.5	420
6SS60/5-9.2K2	880×150×150	930×150×150	M:44.4/B:15.5	430
6SS60/6-11K2	940×150×150	1040×150×150	M:52.6/B:17.5	370
6SS60/7-13K2	1000×150×150	1150×150×150	M:59/B:21	340
6SS60/8-15K2	1050×150×150	1270×150×150	M:63/B:23	290

4"Deep Well Pumps

4NK(m)

Performance Range

Max. Flow: 7.2m³/h
Max. Head: 66m

Application Limits

- Max. ambient temperature< 40° C ;
- Maximum permissible quantity of sand:100g/m³ ;
- Hydrogen sulfide content up to 1.5mg/L, chloride ion content up to 400mg/L;
- pH 6.5 to 8.5;
- Maximum: 5m below the static water table.

Certificate

CE

Application Fields

- On-site filtered effluent, cistern
- Building/construction work/Domestic water supply;
- Irrigation and Small water work;
- Landscaping;
- Water conservancy system;
- Factory.

Features

- Edible oil filled motor
- Single phase motor with built in B Grade oil proofed capacitor & thermal mode protector
- Built-in motor, the suction pump body
- Installation in 4" or larger boreholes.

Model Instruction

4 NK m 4.5 / 4 F

- F — Flow Switch
- 4 — Number of Stages
- 4.5 — Rated Flow(m³/h)
- m — Single Phase
- NK — Stainless Steel Built-in Type Submersible Pumps
- 4 — Minimum Suit Boreholes(inch)

Performance Curve

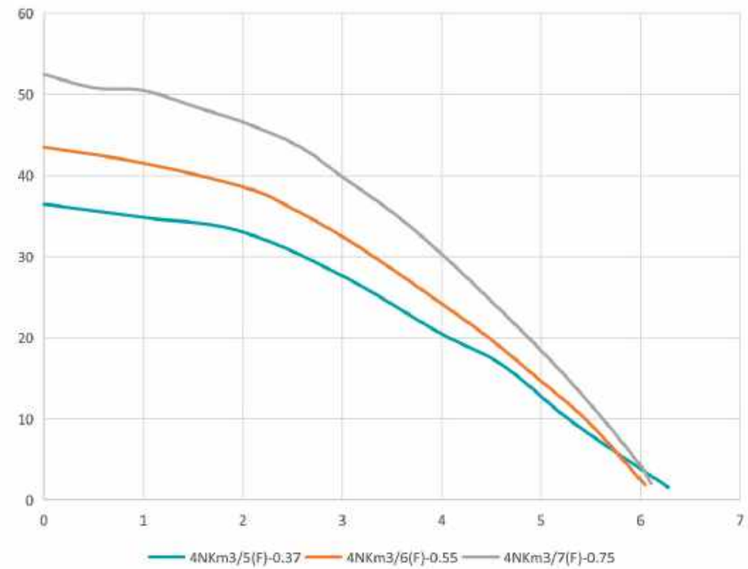

Model	Power		Flow								Head Range (m)
Single-Phase	kW	HP	m³/h	0	1.2	2.4	3	3.6	4.2	4.8	
220V			l/min	0	20	40	50	60	70	80	
4NKm3/5-0.37	0.37	0.5	H(m)	36	34	30	27	24	18	13	35 ~ 16
4NKm3/6-0.55	0.55	0.75		45	40	35	33	28	22	17	42 ~ 20
4NKm3/7-0.75	0.75	1		52	50	44	39	34	27	23	50 ~ 25
4NKm3/5F-0.37	0.37	0.5		36	34	30	27	24	18	13	35 ~ 16
4NKm3/6F-0.55	0.55	0.75		45	40	35	33	28	22	17	42 ~ 20
4NKm3/7F-0.75	0.75	1		52	50	44	39	34	27	23	50 ~ 25

Components & Materials

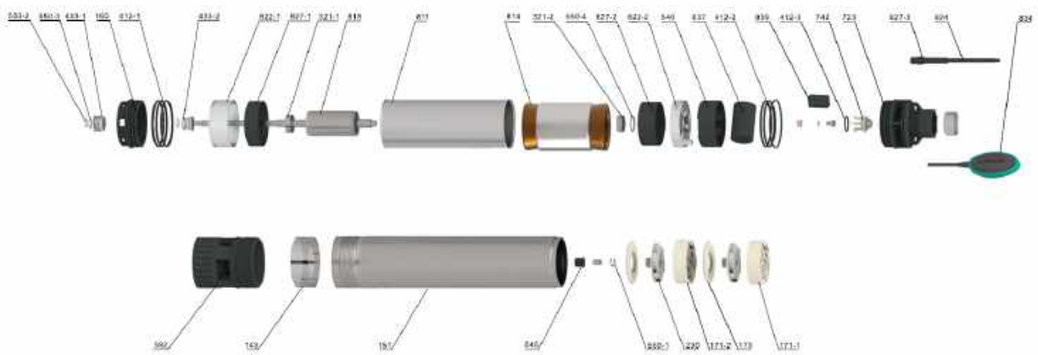

No.	Part name	No.	Part name	No.	Part name
143	Net cover	540	Upper spacer sleeve	814	Stator core with winding
151	Sleeve	545	Middle rubber bearing	818	Rotor
160	Chassis	550-1	Adjusting washer	822-1	Lower bearing block
171-1	Guide vane	550-2	Adjusting washer	822-2	Oil chamber
171-2	Guide vane	550-3	Flat washer	824	Cable
173	Guide vane cover plate	550-4	Wave spring	827-1	Insulating paper
230	Impeller	433-1	Mechanical seal	827-2	Insulating paper
321-1	Deep groove ball bearing	433-2	Mechanical seal	827-3	Cable sheath
321-2	Angular contact bearing	592	Base	834	Float switch with cable
412-1	O-ring	723	Top cover	837	Capacitor
412-2	O-ring	742	Bonnet	839	Terminals
412-3	O-ring	811	Casing		

Dimensions & Weight

Model	Dim. (mm) Pump(L×W×H) Single-phase	G.W.(kg)	Discharge(in)	20"Loading Qty(pcs)
Single-phase		Single-Phase		
4NKm3/5-0.37	710×145×150	8.1	G1 1/4	1100
4NKm3/6-0.55	760×145×150	8.8	G1 1/4	1000
4NKm3/7-0.75	810×145×150	9.9	G1 1/4	950
4NKm3/5F-0.37	785×145×150	8.4	G1 1/4	1100
4NKm3/6F-0.55	830×145×150	9.1	G1 1/4	1000
4NKm3/7F-0.75	880×145×150	10.2	G1 1/4	950

Packing Size & Weight

Model	Pipe Connedtion (DN)inch	Dim. (mm)	N.W.(kg)
Single-phase		A(Single-phase)	Body(kg)
4NKm3/5-0.37	G1¼	617	7.1
4NKm3/6-0.55		671	7.8
4NKm3/7-0.75		569	8.9
4NKm3/5F-0.37		617	7.4
4NKm3/6F-0.55		671	8.1
4NKm3/7F-0.75		569	9.2

3"Deep Well Pumps

NK(m)

Performance Range

Max. Flow: 5.4m³/h
Max. Head: 88m

Application Limits

- Max. ambient temperature< 40℃ ;
- Maximum permissible quantity of sand:100g/m³ ;
- Hydrogen sulfide content up to 1.5mg/L, chloride ion content up to 400mg/L;
- pH 6.5 to 8.5;
- Maximum: 20 m below the static water table.

Certificate

CE

Application Fields

- Building/construction work/Domestic water supply;
- Irrigation and Small water work;
- Landscaping;
- Water conservancy system;
- Factory.

Features

- Edible oil filled motor
- Single phase motor with built in B Grade oil proofed capacitor & thermal mode protector
- Built-in motor, the suction pump body
- Installation in 4" or larger boreholes.

Model Instruction

NK (m) 3 / 3

- Number of Stages
- Rated Flow(m³/h)
- Phase Code: m=Single Phase, Blank = Three-Phase
- Stainless Steel Built-in Type Submersible Pumps

Performance Curve

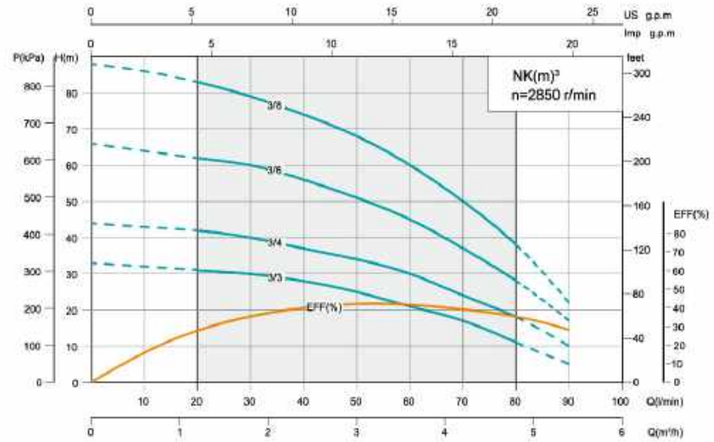

Model		Power		Rate Current (A)		Flow											Head Range (m)
Single-Phase	Three-Phase	kW	HP	Single-Phase	Three-Phase	m³/h	0	1.2	1.8	2.4	3	3.6	4.2	4.8	5.4		
220V	380V			220V	380V	l/min	0	20	30	40	50	60	70	80	90		
NKm3/3	-	0.55	0.75	4.6	-	H(m)	33	31	30	28	25	21	17	11	5		31~11
NKm3/4	NK3/4	0.75	1	6.0	2.6		44	42	40	37	34	30	24	18	10		42~18
NKm3/6	NK3/6	1.1	1.5	8.4	3.4		66	62	60	56	51	45	37	28	17		62~28
NKm3/8	NK3/8	1.5	2	10.9	4.4		88	83	79	74	68	60	50	38	22		84~38

Components & Materials

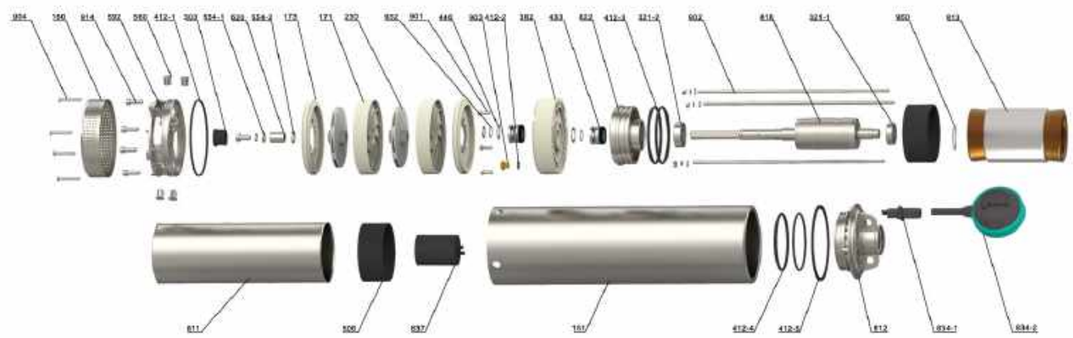

No.	Part name	No.	Part name	No.	Part name
151	Sleeve	433	Mechanical seal	834-2	Float switch
160	Chassis	440	Anti-sand pad	837	Capacitor
171	Guide vane	506	Spacer sleeve	901	Hexagon head bolt - full thread
173	Guide vane cover plate	520	Shaft sleeve	902	Tie blot
230	Impeller	554-1	Flat washer	903	Vent cock
303	Rubber bearing	554-2	Flat washer	904	Cross recessed countersunk head screw
321-1	Deep groove ball bearing	560	Locating pin	914	Hexagon socket head cap screw
321-2	Angular contact bearing	592	Base	932	Circlip for shaft
382	Lower plastic seat	811	Casing	950	Wave spring
412-1	O-ring	812	Head cover		
560	O-ring	813	Stator coil with winding		
592	O-ring	818	Rotor		
811	O-ring	822	Oil chamber		
812	O-ring	834-1	Interpolation		

Dimensions & Weight

Model		Pipe Connedtion (DN)	Dim.(mm)		N.W(kg)	
					Motor(kg)	
Single-phase	Three-phase		A Single-Phase	A Three-phase	Single-phase	Three-phase
NKm3/3	-	G1¼	530	-	14	-
NKm3/4	NK3/4		585	530	15.5	14
NKm3/6	NK3/6		690	625	19	17
NKm3/8	NK3/8		780	700	22.5	18

Packing Size & Weight

Model		Dim.(mm)		G.W.(kg)		20"Loading Qty.(pcs)	
		Pump(L×W×H)					
Single-phase	Three-phase	Single-phase	Three-phase	Single-phase	Three-phase	Single-phase	Three-phase
NKm3/3	-	555×140×230	-	15	-	1510	-
NKm3/4	NK3/4	615×140×230	555×140×230	16.5	15	1360	1510
NKm3/6	NK3/6	720×140×230	655×140×230	20	18	1150	1270
NKm3/8	NK3/8	830×140×230	725×140×230	24	19	990	1140

4"Deep Well Pumps

4P(DS)

Application

These motors are appropriate for 4" or larger deep well pumping system

Certificate

CE

Application Fields

- Dimension of connection conformity with 4 " NEMA (GM1-18.388)
- Rotation: CCW
- Degree of protection: IP68
- Insulation class: F
- Min. cooling flow: 0.15m/s
- Max. Fluid temperature: 86 F(30℃)
- Max. number per hour of starts: 20
- Installation: vertical or horizontal
- Protection requirement: EN61947-4-1

Features

- Kingsbury-type thrust bearing
- 17-4SS spline shaft
- All stainless steel canned motor
- Water lubricated bearings
- Auto water replenishing filter check valve
- Class H epoxy resin sealed motor
- Pressure-equalizing diaphragm
- Protection against sand and grit intrusion
- Single-phase motor with control box
- Automatic thermal protection on single-phase motors

Model Instruction

4 P DS 0.37

- 0.37 — Power(kW)
- DS — D:Single-Phase; DS:Single-Phase dual value capacitor
- P — Canned Motor
- 4 — The smallest diameter

Performance Data

Motor Type	Type	Rating (50 HZ, 2870RPM)				In	Locked rotor	Eff.	Pf.	C		Thrust Load
		HP	KW	V	PH	A	A	%	%	uf	Starting Capacitor	N
4PD	4PD0.37	1/2	0.37	220	1	2.7	7.3	63	98	18	/	3000
	4PD0.55	3/4	0.55	220		3.8	11.2	68	98	25	/	
	4PD0.75	1	0.75	220		5.1	16.3	68	99	25	/	
	4PD1.1	1 1/2	1.1	220		7.1	21.2	70	99	35	/	
	4PD1.5	2	1.5	220		9.6	32.5	72	98	45	/	
4P	4P0.37	1/2	0.37	380	3	1.0	3.7	65	80	/	/	
	4P0.55	3/4	0.55	380		1.5	6.4	70	77	/	/	
	4P0.75	1	0.75	380		1.9	8.6	71	80	/	/	
	4P1.1	1 1/2	1.1	380		2.7	13.6	74	79	/	/	
	4P1.5	2	1.5	380		3.8	18.9	74	78	/	/	
	4P2.2	3	2.2	380		5.2	26.3	76	81	/	/	
	4P0.37	1/2	0.37	220		1.8	6.4	65	80	/	/	
	4P0.55	3/4	0.55	220		2.5	11.0	70	77	/	/	
	4P0.75	1	0.75	220		3.3	14.9	71	80	/	/	
	4P1.1	1 1/2	1.1	220		4.7	23.6	74	79	/	/	
	4P1.5	2	1.5	220		6.6	32.7	74	78	/	/	
	4P2.2	3	2.2	220		9.0	45.5	76	81	/	/	
4PDS	4PDS0.75	1	0.75	220	1	5.5	30.4	67	94	25	150uf/330VAC	
	4PDS1.1	1 1/2	1.1	220		7.8	37.5	68	95	35	200uf/330VAC	
	4PDS1.5	2	1.5	220		10.5	52.7	70	94	40	250uf/330VAC	